



Oregon State Facts

Location	Corvallis, Oregon
Enrollment	28,000
Founded	1868
President	Dr. Edward Ray
Athletic Director	Bob De Carolis
Colors	Orange and black
Nickname	Beavers
Affiliation	NCAA Division I
Conference	Pac-12
University website	www.oregonstate.edu
Athletics website	www.osubeavers.com

Baseball

Head coach	Pat Casey (20th year)
Record at OSU	715-403-4 (20 years)
OSU winning percentage	.639
Career record	886-516-5 (27 years)
Career winning percentage	.631
Associate HC	Pat Bailey (7th year)
Assistant Coaches	Andy Jenkins (3rd year) Nate Yeskie (6th year)
Director of operations	Ron Northcutt
Northcutt office phone	(541) 737-0598
Athletic Trainer	Josh Therrien
Strength & Condition Coach	Chris Anderson

2013 Season

2013 overall record	52-13
Home record	27-5
Road record	18-6
Neutral record	7-2
2013 Pac-12 record	24-6 (1st place)

2014 Season

Lettermen returning/lost	19/15
Position players	10/10
Pitchers	9/5
Starters returning/lost	4/5
All-conference returning/lost	4/3
All-Americans returning/lost	2/1
First varsity season	1907
All-time record	2,199-1,414-15 (.608)

Goss Stadium At Coleman Field

Ballpark	Goss Stadium at Coleman Field
Opened (capacity)	1907 (3,248)
Left field	330 ft. (14-ft. fence)
Left-centerfield	365 ft. (8-ft. fence)
Center field	400 ft. (8-ft. fence)
Right-centerfield	365 ft. (8-ft. fence)
Right field	330 ft. (8-ft. fence)
Press box phone	(541) 737-7475

Radio

Radio	Beaver Sports Network
Online radio	Beaver Nation Online (osubeavers.com)
Primary Play-By-Play	Mike Parker

Oregon State's Season

Oregon State finished the season with a 45-14 record and 23-7 mark in Pac-12 Conference play, winning the league's title for the second consecutive year. The Beavers' 45 wins put them at the 40-win plateau for the fourth consecutive season and seventh all-time. Oregon State advanced to the postseason for a school-record sixth consecutive season.

Pac-12 Honors

Oregon State saw a league-best five players chosen as All-Pac-12 performers, including the entire outfield consisting of Michael Conforto, Jeff Hendrix and Dylan Davis. It's the first time since Stanford in 2003 that all three outfielders on one club earned first-team honors. Conforto, meanwhile, was named the Pac-12 Player of the Year for the second consecutive season and Jace Fry was named the Pitcher of the Year - OSU's first since the then-Pac-10 unified prior to the 1999 season.

All-America

Michael Conforto (.345 avg., 7 HR, 56 RBI) became Oregon State's first three-time All-American when he was named first team by numerous organizations. He was joined on All-America teams by Jace Fry (11-2, 1.80 ERA) and Ben Wetzler (12-1, 0.78 ERA), who both picked up their first career honors.

Best In The West

Oregon State made attendance history in 2014, setting a school-record for best single-game average at 2,931. That put the Beavers at No. 19 nationally, and No. 1 amongst schools west of Texas (excluding Hawai'i). Oregon State saw at least 2,000 fans at every home game, and had 14 crowds of 3,000 or more, including 10 straight to end the season.

Dominating Weekly Honors

The Beavers had a number of weekly honors during the regular season, pulling in six from the Pac-12 and two nationally. Jace Fry was the most honored, with three Pac-12 Conference Pitcher of the Week awards. He was also named the NCBWA's National Pitcher of the Week after throwing a one-hitter against California. Ben Wetzler earned his first Pac-12 weekly honor and was also named the NCBWA's top pitcher after shutting down Washington. Rounding out Oregon State's weekly honors were Players of the Week Michael Conforto and Jeff Hendrix.

Pat Casey Hits 700

Pat Casey reached a couple milestones this season. OSU's head coach, who just finished his 20th year, reached 689 wins early in the season, which vaulted him into 10th place in the Pac-12 Conference record books. Later on, against Oregon, he won his 700th game at Oregon State.

Win Streaks

The Beavers seem to have at least one win streak of 10 or more games every season. The 2014 season was no different. OSU won 11 straight from March 2 through March 21, then bettered that with a 12-gamer from April 22 through May 13.

Over The Last Two Seasons

The Beavers have had quite the two-year run. Since 2013, Oregon State is 97-27 (.782) overall and 47-13 (.783) in Pac-12 Conference play. No other Pac-12 team has more than 40 league victories over that stretch.

Talking About Zeroes

Oregon State set a school record with 12 shutouts during the 2013 season. Consider that record annihilated. The Beavers re-set the school record with 15 in 2014, buoyed by Jace Fry's four. In fact, Fry, Ben Wetzler and Scott Schultz combined for seven. That played a large role in OSU's ability to keep its earned run average low, at 2.29, just 0.01 shy of the school record set in 2013.

Quality Starts

Oregon State's pitching staff, well, it was dominant in 2014, and we've alluded to that in previous notes above. The best way, however, to show how dominant comes via quality starts. OSU's pitchers finished with 41 this season, and the Beavers were 37-4 when that happened, including a 21-2 mark at home.

Get More Hits ... Win

One of the more interesting statistics in 2014 comes in the form of offense. The Beavers were an amazing 35-0 in 2014 when collecting more hits than an opponent. By comparison, the Beavers were 10-14 when an opponent had more or the teams were tied.

Well, That's Pretty Amazing

An overlooked note focuses on the Beavers' ability to hold opponents to two runs or less. Oregon State is 60-0 when holding an opponent to two runs or less dating back to the 2013 season. The Beavers have won 34 of those games at home. Conversely, Oregon State has been held to two runs or less 28 times during that stretch, and is 10-18 (.357) when it happens.



PAT CASEY

Head Coach • 20th Year
715-403-4 (Oregon State)
886-516-5 (27 years overall)
#5
George Fox, '90

Oregon State head coach Pat Casey is continually referred to as one of the finest coaches in the country, and for good reason. His team succeed, year-in and year-out.

Casey guided the Beavers to their second consecutive Pac-12 Conference title in 2014, and did so in impressive fashion. The Beavers had a mix of veterans and youth, and battled back from a 6-3 start in conference play for the crown.

At one point during conference play, Casey's club won 11 consecutive league games, and the Beavers won nine of 10 series for the second consecutive season.

Overall, Oregon State finished with 45 wins in 2014, hitting the 40-win plateau for the fourth consecutive season and seventh time during his 20-year tenure with the Beavers.

Casey's players were recognized for their efforts, as Michael Conforto, Ben Wetzler and Jace Fry were all named All-Americans. That gives Casey 15 All-Americans since arriving in Corvallis in 1995.

Casey completed his 19th season at the helm of the program in 2013 and helped the Beavers set a few records along the way.

The Beavers won 52 games in 2013, setting a school record, and advanced to their fourth College World Series under Casey, who took over the program prior to the 1995 season. The 2013 Beavers won 24 games in Pac-12 Conference play and had winning streaks of 15 and 12 games, respectively, to help the club advance to its eighth postseason in nine seasons.

Oregon State's 15 and 12-game win streaks marked the first year since 2007 the Beavers had two win streaks of 10 or more.

The Beavers won the Pac-12 Championship for the third time since the league unified prior to the 1999 season and set a conference record for most wins in league play. The team's .800 winning percentage (24-6) against conference foes marks the best percentage by any Pac-12 school since the 1999 league unification.

Casey won his 614th career game on May 25, 2012, surpassing Jack Riley as the winningest coach in school history.

Casey's club finished the 2012 season with 40 wins as he and OSU won seven Pac-12 series, going 9-5 against Pac-12 foes who advanced to the postseason.

Casey guided the Beavers to 41 wins during the season in 2011, reaching the 30-win plateau for the 11th time in his 17 seasons in Corvallis.

In doing so, Casey guided the Beavers to their third regional host nomination since 2005, at the time.

He was named the 2011 Pacific-10 Conference Coach of the Year for the third time, previously reaching the accomplishment in 2005 and 2006. He has since picked up his fourth conference coach of the year honor, in 2013.

Casey has guided Oregon State to two national championships and three conference titles. He has won an outstanding 42 games in the postseason, which accounts for better than 85 percent of the program's all-time NCAA wins.

Arguably one of the most successful active Division-I head coaches in the country, Casey has established a level of winning unrivaled in the program's history.

Prior to the start of the 2010 season, he was named as the top collegiate coach of the last decade by Baseball America in a vote by his peers. The Beavers, meanwhile, were named as the No. 2 program of the decade, trailing only Texas. The Beavers and Casey earned the special recognition after winning back-to-back national championships in 2006 and 2007 and winning Pacific-10 Conference titles in 2005 and 2006.

Perhaps an even more special honor was bestowed upon Casey just prior. He and his wife, Susan, were recipients of the Nell and John Wooden Coaching Achievement Award. The honor goes to a head coach and his spouse for their dedication to success on the field and in making an impact on the lives of their players.

Truly, Pat Casey has been the right person to lead Oregon State baseball over the last two decades.

In the past 10 seasons alone, Casey has guided the Beavers to 442 victories, which is second in the Pac-12. During that same stretch, Casey's clubs have won 162 conference games, which is second-most among division clubs.

In that 10-year stretch, 12 players have earned All-America honors while 31 players have been recognized as all-league performers. That includes four league Most Valuable Player awards and two Defensive Player of the Year selections.

The Beavers reached the postseason for the fifth time in six seasons in 2010, advancing to the Gainesville Regional. The Beavers bowed out in three games, but just days after, the Beavers had eight players selected in the MLB Draft, seven of whom would eventually sign their first professional contracts.

Casey and the Beavers advanced to the championship game of the Fort Worth Regional in 2009. Oregon State finished the 2009 campaign with a 37-19 record and 15-12 mark in Pac-10 play, tying the club for third.

On May 19, 2009, Casey became just the third head coach in school history to record 500 victories with the Beavers when OSU defeated Oregon.

In 2008, Casey and the Beavers went 28-24 and missed out on the postseason. But the Beavers played perhaps their most ambitious schedule in school history and took series from five schools that earned either No. 1 or No. 2 seeds in NCAA Regionals. Oregon State posted a 5-5 record against College World Series teams, taking 2-of-3 in separate series against Arizona State and Georgia.

In 2008, Casey made marks on the program, literally. He spearheaded a fundraising campaign to expand Goss Stadium, adding nearly 1,000 permanent seats, a stadium suite, new player's lounge, academic room and Hall of Fame room. The additions transformed Goss Stadium from one of the best in the West into one of the nation's finest collegiate stadiums.

In 2007, Casey, his staff and the team's players worked hard to build team chemistry, coming together at the right time for a second-straight national championship. Oregon State went an incredible 39-4 in non-conference games, including an 11-1 mark in the postseason. After losing their second game at the Charlottesville Regional, the Beavers went on a dynamic run, winning their last 10 games -- including five in Omaha -- to claim the national title.

That title thrust Oregon State into NCAA baseball lore. The Beavers became just the fifth program to win back-to-back national titles, joining Texas (1949-50), USC (1970-74), Stanford (1987-88) and LSU (1996-97).

For his ability to mold the Beavers into the nation's finest, Casey was again recognized as a national coach of the year, this time by Collegiate Baseball and the American Baseball Coaches Association. The honors comes a year after Casey was the consensus national coach of the year in leading Oregon State to its first title.

That 2006 title was just as special, as the Beavers became the first program from the Pacific Northwest to the NCAA Division I College World Series.

The 2006 Beavers had a storybook season, capped by a run through the CWS that saw them win six elimination games in Omaha to win the national championship. After being beaten by Miami (Fla.) in its opening game, OSU won four straight - including back-to-back shutouts of top-ranked Rice - to reach the championship series. In the best-of-three finals against North Carolina, OSU lost the opening game and trailed by five runs in the second game before rallying for wins of 11-7 and 3-2 for the title.

Oregon State's 50-16 season set a school record for wins for the second straight season, and the Beavers refuse-to-lose style of play captured the hearts of not only those watching in Omaha, but college baseball fans across the nation.

After the 2006 season, Oregon State signed Casey to a new 10-year contract to guarantee his future in Corvallis. Casey had become an attractive candidate for coaching vacancies at a number of high-profile schools given the Beavers' amazing success.



In retaining Casey, Oregon State instantly kept its most successful coach in Corvallis. It also allowed the Beavers to have the knowledge they have one of the most recognized coaches in the nation. In 2006, after winning the team's first title, was Casey was recognized as the National Coach of the Year by Collegiate Baseball, Baseball America and American Baseball Coaches Association (ABCA).

In 2005, he was named the Pac-10's Coach of the Year after guiding the Beavers to their first of two straight conference titles. He earned the honor again in 2006 with the second title. In both years, he was recognized as the ABCA's West Region Coach of the Year.

With back-to-back titles comes increased exposure. For the second time under Casey's tenure, Oregon State has expanded the Beavers' home field, and both times, Casey has been a driving force behind the renovations.

In 1999, Oregon State expanded what is now known as Goss Stadium at Coleman Field, adding increased seating, improved locker rooms and a full press box.

And Casey and the Beavers have rewarded the fans with increased chances to watch the team play. In each of their three College World Series years, the Beavers played a super regional at venerable Goss, and it has paid off. Oregon State has gone 6-1 at super regionals in Corvallis, defeating USC, Stanford and Michigan.

In 2005 and 2006, Casey earned both the Pacific-10 Conference and NCAA West Region Coach of the Year honors for guiding the Beavers to back-to-back Pac-10 championships and berths in the CWS.

Since Casey became Oregon State's head coach prior to the 1995 season, the Beavers have moved into a prominent position on the national scene.

OSU has had players earn spots on the USA Baseball Collegiate National Team eight times and had players taken in the top 10 rounds of the Major League Baseball draft 42 times - including first-rounders Jacoby Ellsbury in 2005, Kunz and Canham in 2007 and Conforto in 2014. Ellsbury became Oregon State's first former player to win a Major League World Series when he and the Boston Red Sox won their second title in four seasons in 2007.

In 2005, OSU had been picked to finish sixth in the Pacific-10 in the annual coaches poll; Casey guided the Beavers to the Pac-10 championship and the College World Series. OSU's 46-12 record was a school record for wins in a season, the Beavers' No. 7 finish in the final polls was Oregon State's highest ever, and OSU's No. 2 ranking during the season

was the highest it had ever climbed in the national rankings.

Casey was also named Co-Coach of the Year in the Pacific-10 Northern Division for the 1997 season, and the Beavers have set numerous school records during Casey's time at OSU.

Casey was instrumental in the drive to build Goss Stadium at Coleman Field, the 1999 renovation to Oregon State's longtime ballpark. The OSU head coach was heavily-involved in fundraising for the \$2.3 million project; when the go-ahead was given for construction, he had a hand in the ballpark's design to assure that it would be one of the most user-friendly facilities in college baseball. In 2002, the ballpark also received its first set of lights for night play.

For the 2007 season, a new scoreboard with video replay capabilities and a new FieldTurf infield were installed at Goss Stadium at Coleman Field. In all, Casey has been a guiding force in each step of renovation at Goss, and those improvements have made the picturesque ballpark one of the finest in the nation and in the Pac-10.

Oregon State hired Casey in the summer of 1994, asking him to follow in the large footsteps of Jack Riley, who retired after 22 seasons as head coach.

Most of the key players from OSU's 1994 Northern Division pennant-winning team had graduated, but Casey's first season saw the Beavers battle to a winning record of 25-24-1 in 1995. That set the stage for one of the finest three-year runs in the long history of baseball at Oregon State.

In 1996, the Beavers posted a 32-16-1 record and went into the final weekend of the season with a chance to win the Pac-10 Northern Division pennant. In 1997, Oregon State set a school record for wins in the regular season with a record of 38-12-1 and took postseason hopes into the final weekend.

In 1998, Oregon State broke into the national rankings for the first time in four years and went 35-14-1. The season included series sweeps of Arizona, which was ranked in the top 10 at the time, and UCLA.

In 2001, Oregon State again made a strong bid for the postseason, finishing with a 31-24 record. OSU had five wins over teams ranked in the final Baseball Weekly/USA Today coaches poll of the regular season and had a 10-9 record against schools selected for the NCAA Regionals.

In 2004, OSU's 7-0 start was the school's best in 42 years. That team had a then-school-record six players selected in the MLB draft and another signed as a free agent, and it set the stage for the magic of 2005 and 2006.

Casey came to OSU after seven seasons at George Fox College, a

2006 & 2007 NATIONAL CHAMPIONS

5 College World Series Appearances: 1952, 2005, 2006, 2007, 2013 | **5 NCAA Super Regional Appearances:** 2005, 2006, 2007, 2011 2013

15 NCAA Regional Appearances: 1952, 1962, 1963, 1983, 1985, 1986, 2005, 2006, 2007, 2009, 2010, 2011, 2012, 2013, 2014



2014 OREGON STATE SEASON IN REVIEW

HEAD COACH PAT CASEY

TWITTER.COM/BEAVER_BASEBALL
INSTAGRAM.COM/BEAVERBASEBALL
FACEBOOK.COM/OREGONSTATEBASEBALL

NAIA school in his hometown of Newberg, Ore. Under Casey, the Bruins went 171-113-1 (.602) overall and were 155-54-1 against NAIA competition; they won three District 2 titles, five Metro Valley Conference titles and two Cascade Conference titles.

During his time at George Fox, Casey was named Coach of the Year three times in District 2, four times in the Metro Valley Conference and twice in the Cascade Conference.

Casey earned his bachelor's degree in Interdisciplinary Studies from George Fox in 1990. He played for the University of Portland from 1978-80 and was a first-team All-NorPac Conference outfielder his final two seasons. He was a second-team All-Region selection in 1980. He also lettered in basketball one season.

After being drafted in the 10th round by the San Diego Padres in 1980, Casey played seven professional seasons. He reached Class AAA with the Calgary Cannons in 1985-86 and the Portland Beavers in 1987.

After concluding his professional playing career, Casey took over George Fox's baseball program; while coaching the baseball team, he also played basketball for the Bruins while completing his degree.

Casey, 53, was born in McMinnville, Ore. He graduated in 1977 from Newberg High, where he starred in football, basketball and baseball.

He and his wife, Susan, have four children - Jonathan (26), Brett (25), Ellie (21) and Joseph (14).

Casey By The Numbers

Category	Number
Home victories	351
Road victories	220
Neutral site victories	131
MLB Draft selections	96
First-Team All-League honorees	66
League Pitchers Of The Week	48
Postseason victories	45
League Players Of The Week	34
All-Americans	17
Freshman All-Americans	13
Omaha victories	13
All-Region honorees	12
League Most Valuable Players	5
League championships	4
No-hitters	3
National championships	2
League Fielders Of The Year	2
Academic All-Americans	2
League Pitchers Of The Year	1

Pat Casey Superlatives

Category	Number	Year(s)
Season wins	52	2013
Season losses	35	1999
Win streak	15 games	2013
Losing streak	7 games	1995, 1999, 2004, 2010
Runs scored	33	1997 (v. Portland)
Runs allowed	262	2004 (v. Washington)

Pat Casey's Oregon State Milestone Victories

No.	Date	Score
1	2/22/95	OSU 4, W. Oregon 3
50	4/28/96	OSU 3, Washington St. 0
100	2/21/98	OSU 8, San Diego 3
150	2/6/00	OSU 16, Kansas St. 2
200	4/20/01	OSU 14, Washington St. 5
250	2/23/03	OSU 4, UCSB 3
300	2/19/05	OSU 8, UC-Davis 0
350	3/5/06	OSU 9, Nevada 1
400	2/18/07	OSU 9, Missouri 2
450	3/24/08	OSU 15, BYU 7
500	5/19/09	OSU 2, Oregon 0
550	3/13/11	OSU 5, VMI 1
600	4/14/12	OSU 12, Arkansas-PB 2
614	5/25/12	OSU 7, Oregon 3
650	4/26/13	OSU 10, USC 4
700	4/26/14	OSU 4, Oregon 2

The File On Pat Casey

George Fox College

YEAR	POSITION	W-L-T	PCT.
1988	Head coach	15-14-0	.517
1989	Head coach	22-14-0	.611
1990	Head coach	24-17-0	.585
1991	Head coach	24-21-0	.530
1992	Head coach	29-18-0	.617
1993	Head coach	26-16-1	.616
1994	Head coach	31-13-0	.721
Totals	7 Seasons	171-113-1	.602

Oregon State University

YEAR	POSITION	W-L-T	PCT.
1995	Head coach	25-24-1	.510
1996	Head coach	32-16-1	.663
1997	Head coach	38-12-1	.755
1998	Head coach	35-14-1	.710
1999	Head coach	19-35-0	.352
2000	Head coach	28-27-0	.509
2001	Head coach	31-24-0	.564
2002	Head coach	31-23-0	.574
2003	Head coach	25-28-0	.472
2004	Head coach	31-22-0	.585
2005	Head coach	46-12-0	.793
	Pac-10 Champions, College World Series		
2006	Head coach	50-16-0	.758
	Pac-10 Champions, National Champions		
2007	Head coach	49-18-0	.731
	National Champions		
2008	Head Coach	28-24-0	.538
2009	Head Coach	37-19-0	.661
2010	Head Coach	32-23-0	.581
2011	Head Coach	41-19-0	.691
2012	Head Coach	40-20-0	.667
2013	Head Coach	52-13-0	.800
	Pac-12 Champions		
2014	Head Coach	45-14-0	.763
	Pac-12 Champions		
Totals	20 Seasons	715-403-4	.639
Career	27 Seasons	886-516-5	.631

2013 Pac-12 Conference Coach of the Year: Voted by Pac-12 coaches

2011 Pacific-10 Conference Coach of the Year: Voted by Pacific-10 coaches

2007 National Coach of the Year: Collegiate Baseball Newspaper, American Baseball Coaches Association

2006 National Coach of the Year: American Baseball Coaches Association, Baseball America magazine, Collegiate Baseball Newspaper

2005 National Co-Coach of the Year: College Baseball Foundation

2006 West Region Coach of the Year: American Baseball Coaches Association

2005 West Region Coach of the Year: American Baseball Coaches Association

2006 Pacific-10 Conference Coach of the Year: Voted by Pacific-10 coaches

2005 Pacific-10 Conference Coach of the Year: Voted by Pacific-10 coaches

1997 Pacific-10 Conference Northern Division Coach of the Year: Voted by Pacific-10 coaches

2005 Slat's Gill Sportsman of the Year: State of Oregon Sports Awards

Playing Career

Collegiate: University of Portland (1978-80)
First-Team All-Nor-Pac (1979, 80)
Second-Team All-Region (1980)

Professional: Drafted in 10th round of 1980 MLB Draft by San Diego

Personal

Hometown: McMinnville, Ore.
High School: Newberg High



PAT BAILEY

Assistant Coach • 7th Year

Outfielders

#27

Idaho, '78

Oregon State associate head coach Pat Bailey completed his seventh season with the Beavers in 2014 and has helped mold the club's outfield into one of the best in the country.

Michael Conforto and Dylan Davis came into the season established as two of the best corner outfielders, but Jeff Hendrix, with Bailey's guidance, cemented the group as the top in college baseball. All three were named first-team All-League selections while Conforto was selected as the Pac-12 Player of the Year for the second consecutive season.

Bailey, who coaches the teams outfield and hitters, helped develop the outfield into one of the finest in the nation in 2013. Conforto and Davis were Oregon State's team leaders offensively and center fielder Max Gordon made arguably the nation's top defensive plays.

Bailey mentored Conforto to a school-record 76 RBI and a .349 batting average in 2012, helping highlight the team's offensive season.

In 2011, he helped guide the Beavers to their third consecutive postseason appearance and the sixth in seven years.

In 2011, the club's outfielders included Ryan Barnes, who, after not playing a significant role in 2010, started 44 games and drove in 25 runs, as well as Brian Stamps, an MLB draftee who tallied 11 doubles and seven stolen bases.

Bailey's center fielder in 2010, Adalberto Santos, was the team's most dangerous player last season, leading the team in triples and was among the team's leaders in batting average and home runs. Santos was later selected in the 22nd round of the MLB Draft by Pittsburgh and was named one of the New York-Penn League's top prospects.

In 2009, his second year with OSU, the team's hitting and outfield coach inherited a host of position players who were new to the program or who had seen little playing time in previous seasons. Bailey helped mold players such as Adalberto Santos, Stefen Romero and Michael Miller into everyday contributors who played key roles in the team's lineup.

Bailey came to Oregon State prior to the 2008 season after spending 12 seasons at George Fox, winning a Division III national title with the Bruins in 2004.

Bailey, 58, compiled a 353-158 record - and is the winningest coach in school history - and earned National Coach of the Year honors after that 2004 national title. He was an eight-time Northwest Conference Coach of the Year honoree.

During Bailey's tenure, the Bruins won or shared eight Northwest Conference titles. George Fox advanced to the NCAA tournament six times and to the NAIA playoffs twice before moving to the NCAA.

Bailey is the winningest baseball coach in the school's history.

In 2004, Bailey's team became the first George Fox squad in any sport to win an NCAA national championship. The Bruins went 40-10 overall, setting a new single-season record for wins and tying the record for best winning percentage at .800.


After tying for the 2004 NWC title, George Fox earned an at-large bid to the NCAA tournament. The Bruins swept through four games at the NCAA West Regional in Orange, Calif., and then posted a 5-1 record at the Division III World Series in Appleton, Wis., beating Eastern Connecticut State 6-3 in the championship game.

Seven of Bailey's George Fox players signed professional contracts, including five members of the national championship team. His players earned 10 All-America honors and four Academic All-America honors.

Bailey earned his business education degree from the University of Idaho in 1978 and his master of education degree in educational administration from Oregon in 1983. Bailey earned two letters in baseball at Idaho and was the team captain.

Bailey graduated in 1974 from Moscow (Idaho) High School, where he played football, basketball and baseball, being named the baseball team's Most Valuable Player.

Bailey and his wife, Susan, have two children: son Alex, who played baseball for George Fox in 2003; and daughter Ann. His daughter, Ann, is married to Collin Schneider and they have one child, Adlai, 2.



The File On Pat Bailey

Coaching Experience

Oregon State, Assistant Coach (2007-pres.)
George Fox, Head Coach (1995-2007)
University of Portland, Assistant Coach (1992)
West Linn High School, Head Coach (1985-1991, 93-95)
Willamette High School, Head Coach (1978-1984)

College Education

Alma Mater: Idaho, 1978
Degree: Business Education
Masters: Oregon, 1983 (Education)

Playing Career

Collegiate: Idaho (1977-78)
North Idaho College (1975-76)

Personal

Hometown: Moscow, Idaho
High School: Moscow High
Wife: Susan
Children: Alex, Ann

Outfield Honors Under Bailey

All-Pac-10/12

2008: Daniel Robertson (HM), John Wallace (HM)
2009: Adalberto Santos (HM)
2010: Adalberto Santos, Rob Folsom (HM)
2012: Michael Conforto
2013: Michael Conforto (Pac-12 POY), Dylan Davis
2014: Michael Conforto (Pac-12 POY), Dylan Davis, Jeff Hendrix

All-America

2012: Michael Conforto
2013: Michael Conforto
2014: Michael Conforto



ANDY JENKINS

Assistant Coach • 3rd Year

Infield/Catchers

#2

Oregon State, '12

Former Oregon State infielder Andy Jenkins completed his third season on the Oregon State staff in 2014 - his second as an assistant coach.

In 2014, he helped mold the Oregon State infield despite entering the season with a mix of veterans and first-year players. The left side of the infield was anchored by freshmen Trever Morrison and Caleb Hamilton while the right side saw Andy Peterson, Kavin Keyes and Gabe Clark stabilize the team's defense.

Oregon State didn't miss a beat despite the mix. OSU ended the regular season as one of the top defensive clubs in the nation and posted a school-record .979 fielding percentage.

He helped guide Oregon State to the most wins in school history in 2013. He served as the team's infield and catchers coach while manning the third base coaching box while the club is on offense.

Catcher Jake Rodriguez threw out 22-of-36 steal attempts against him in 2013, a success rate of better than 60 percent. The rest of the infield was superb as Oregon State finished with a .973 fielding percentage and led the Pac-12 - and was amongst the top 25 nationally - with 65 double plays, just four shy of tying the program's single-season record.

In his first coaching season with the Beavers, Oregon State advanced to its fourth consecutive NCAA Regional and the club won 40 games for the fifth time in team history.

Jenkins helped work with the team's catchers and they excelled, throwing out better than 53 percent of runners attempting to steal, by far the best mark in the Pac-12 Conference. Jake Rodriguez, who was in his first full season behind the plate, was successful in throwing out 28-of-44 in stolen-base attempts against, which accounts for an impressive 64 percent.

Jenkins lettered for the Beavers in 2004 and 2005, helping guide the team to its first visit to the College World Series in more than 50 years his junior season.

Jenkins, a native of Salem, Ore., was also the most prolific Beaver offensively during the team's postseason run. He batted .459 - leading the team by more than 100 points - and tallied two home runs, two doubles and 13 RBI while slugging .784.

His .388 average as a senior in 2005 still stands as the ninth-best figure in team history. He also had 56 runs batted in that season, which led the club and stands as the 10th-best mark in a season in school history.

He ended his two-year Oregon State career having played in 98 games, batting .343 with 12 home runs, 15 doubles, 86 RBI and 41 walks while striking out just 44 in more than 340 at bats. His .343 career average is just shy of being in the top 10 for a career at Oregon State.

After his Oregon State career, Jenkins was selected in the 11th round of the 2005 MLB First-Year Player Draft by Florida. He played six seasons in the Minor Leagues with Florida and Texas, reaching the Triple-A level in 2009 and 2010. His six-year career saw him tally 2,341 plate appearances and he batted .268 with 32 home runs, 116 doubles, eight triples and 277 RBI.

Jenkins came to Oregon State after a two-year career at Mt. Hood Community College where he batted .358 as a sophomore, and as a freshman, was named first-team all-league at catcher.

Jenkins graduated from Oregon State with a degree in psychology in 2012. He is a native of Salem, Ore., and married the former Jessica McGee in January 2013.



The File On Andy Jenkins

Coaching Experience

Oregon State, Undergrad. Assistant Coach (2012)

College Education

Alma Mater: Oregon State, 2012

Degree: Psychology

Playing Career

Collegiate: Mt. Hood Community College (2002-03)

Oregon State (2004-05)

MLB Draft: 11th round of 2005 Draft (Florida Marlins)

Professional: Florida Marlins system (2005-09),

Texas Rangers system (2010)

Jamestown, New York-Penn League (2005)

Greensboro, South Atlantic League (2005-06)

Jupiter, Florida State League (2007)

Carolina, Southern League (2008)

Jacksonville, Southern League (2009)

New Orleans, Pacific Coast League (2009)

Frisco, Texas League (2010)

Oklahoma City, Pacific Coast League (2010)

Personal

Hometown: Salem, Ore.

High School: South Salem High

Wife: Jessica

Infield Honors Under Jenkins

All-Pac-12

2014: Logan Ice (HM)



NATE YESKIE

Assistant Coach • 6th Year
Pitchers

#21

UNLV, '03

Nate Yeskie, one of the most respected pitching coaches in the nation, finished his sixth season with Oregon State in 2014. And like clockwork, he guided his pitching staff to one of the most respected units in the country.

Jace Fry was named the Pac-12 Pitcher of the Year and Ben Wetzler ended the 2014 season with the nation's lowest earned run average at 0.78. Yeskie guided the duo and OSU's staff to a 2.29 ERA in 2014, just 0.01 shy of the school record, set the season before.

The Beavers' pitching staff closed out the 2013 campaign with one of the finest efforts in program history.

Yeskie's staff finished 2013 with a program-record 2.28 earned run average. The Beavers tied for the nation's lead with 12 shutouts, which also set a school record. He was named the nation's top pitching coach by Collegiate Baseball after the season.

Four Oregon State pitchers were drafted, including two in the top six rounds: Ben Wetzler (fifth) and Matt Boyd (sixth).

Yeskie mentored a starting staff that rivaled for the best in the nation. His weekend starters, Boyd, Wetzler and Andrew Moore, combined to go 35-7 with a 2.00 ERA while finishing with 37 quality starts in 52 starts (71.1 percent). Moore tied for the nation's lead with 14 victories in his first year at the collegiate level.

Yeskie's staff finished the 2012 campaign with a 3.48 earned run average and his pitchers combined to throw 29 quality starts.

He mentored Jace Fry to multiple Freshman All-America honors and helped Dan Child to a 6-4 record and Team USA berth a year after finishing with just five innings of relief.

The Oregon State staff has recorded a sub-4.00 ERA in four of Yeskie's seasons while combining for 25 complete games, 30 shutouts and 79 saves in 93 attempts since he began his stint at OSU prior to the 2009 season.

The Oregon State staff finished the 2011 season with a team ERA of 3.14 in 2011, which was the lowest since 2005 and the second-lowest since 1979.

Yeskie's staff included Sam Gaviglio, who won 12 games and was named an All-American and at one point was a semifinalist for the Golden Spikes Award, as well as Tony Bryant, who saved 12 games. Josh Osich threw the program's first complete-game no-hitter since 1947 when the Beavers defeated UCLA, 2-0, on April 30.

Yeskie served as the pitching coach at his alma mater, UNLV, from 2005 to 2007. During his tenure with the Runnin' Rebels, Yeskie mentored eight players who earned either an All-Conference or All-Tournament Team selection.

Eight UNLV pitchers who were tutored by Yeskie in his three seasons were been selected by Major League Baseball clubs, while another signed as an undrafted free agent.

Prior to returning to UNLV as a coach, Yeskie spent five seasons in the Minnesota Twins Minor League system, reaching as high as Double-A New Britain. He finished with a 27-24 record and 4.91 earned run average over the five seasons. Yeskie went 11-7 with Fort Wayne of the Midwest League in 1997, recording 111 strikeouts in 165 1/3 innings of work. In 2000, his last season, the La Crosse, Wis., native went 4-1 in 21 appearances.

During his time in professional baseball, Yeskie worked with former Detroit Tigers pitching coach and current Kansas City Minor League Pitching Coordinator Rick Knapp as well as MLB veterans Bert Blyleven, Mel Stottlemyre, Jr., and former pitching coach Billy Connors, who once held the position of Director of Player Personnel with the New York Yankees.

Yeskie came to the Twins organization after being drafted in the ninth round of the 1996 Major League Baseball First-Year Player Draft. Minnesota selected the right-hander after he finished his UNLV career with a 22-12 mark, including 16 complete games.

A three-year letterwinner, his 147 strikeouts in 1995 still stand as UNLV's single-season record. The mark was also fifth-best nationally that season, and coupled with his nine complete games – which led the Big West Conference – earned him First-Team All-Big West and First-Team All-Region honors.

Yeskie married the former Brittney Belshe, a former Oregon State volleyball player, in January 2012. The couple resides in Corvallis.



The File On Nate Yeskie

Coaching Experience

Oregon State, Assistant Coach (2009-pres.)
UNLV, Assistant Coach (2005-2007)

College Education

Alma Mater: UNLV, 2003
Degree: Communications

Playing Career

Collegiate: UNLV (1994-1996)
MLB Draft: 6th round of 1993 Draft (L.A. Dodgers)
9th round of 1996 Draft (Minnesota Twins)
Professional: Minnesota Twins system (1996-2000)
Elizabethtown, Appalachian League (1996)
Fort Wayne, Midwest League (1997)
Fort Myers, Florida State League (1998)
New Britain, Eastern League (1998-2000)
Grand Canyon Rafters, Arizona Fall League ('99)

Personal

Birthplace: La Crosse, Wis.
High School: Carson (Nev.) High
Wife: Brittney

Pitching Honors Under Yeskie

All-Pac-10/12

2009: Sam Gaviglio (HM), Kevin Rhoderick (HM), Tyler Waldron (HM)
2010: Matt Boyd (HM), Greg Peavey (HM), Kevin Rhoderick (HM)
2011: Sam Gaviglio, Tony Bryant, Josh Osich (HM)
2012: Dan Child (HM), Jace Fry (HM), Ben Wetzler (HM)
2013: Matt Boyd, Andrew Moore (Pac-12 FOY), Ben Wetzler, Scott Schultz (HM)
2014: Jace Fry (Pac-12 POY), Ben Wetzler, Scott Schultz (HM)

All-America

2009: Sam Gaviglio (Freshman)
2010: Matt Boyd (Freshman)
2011: Sam Gaviglio
2012: Jace Fry (Freshman)
2013: Andrew Moore (Freshman & Overall), Matt Boyd
2014: Jace Fry, Ben Wetzler



DYLAN JONES

Undergraduate Asst.

Former Oregon State utility player Dylan Jones finished his second season with the Beavers after

returning in 2013.

Jones spent the 2010 and 2011 seasons with the Beavers, appearing in the postseason both years.

During his tenure with the Beavers, Jones played primarily at first base and as a pitcher. He went 1-0 as a pitcher in 19 appearances - all in relief - and had a 2.01 earned run average in 22 1/3 innings of work. He struck out 13 and limited opponents to a .169 batting average.

He played in 41 games in the field, making 27 starts, and batted .284 with seven doubles and 12 runs batted in. His first season with the Beavers, in 2010 as a junior, he batted .329 with seven RBI.

Jones came to Oregon State from Mount Hood Community College in the Portland area. Played two seasons for Mount Hood and served as the team captain his sophomore year.

He earned first-team honors both his freshman and sophomore seasons, batting .333 as a sophomore and .320 as a freshman.

As a pitcher, Jones combined to 11-4 in his two seasons.



AARON MATHEWS

Undergraduate Asst.

Former Oregon State outfielder Aaron Mathews finished his second season with the Beavers as

an undergraduate assistant coach.

Mathews lettered for the Beavers from 2002-04 and returns after spending the last nine seasons playing professional baseball.

Mathews played in 132 games for the Beavers, starting 112, and batted .325 with 21 doubles, nine triples, 13 home runs, 96 runs batted in and 22 stolen bases. His six triples in 2004 is tied for the second-most in a single-season at Oregon State.

He was named to the All-Pac-10 First Team in 2004 and was an honorable mention selection both his freshman and sophomore seasons. He earned the Beavers' lone Pac-10 Player of the Week honor during the 2003 season, on April 14.

Mathews was selected in the 19th round of the 2004 MLB First-Year Player Draft by Toronto and embarked on a professional career that saw him reach the Triple-A level with both the Las Vegas 51s and New Orleans Zephyrs.

In nine seasons in professional baseball - in the Toronto and Florida farm systems - he played in 759 career games, batting .282.



RON NORTHCUTT

Director of Operations
9th Year

Ron Northcutt is in his ninth season as Director of Baseball Operations and 13th overall with the Oregon State baseball program. Prior to his tenure as Director of Baseball Operations, Northcutt served as a pitching coach for four seasons.

As Director of Operations, Northcutt plays a large role in the team's travel, camp operations and any day-to-day needs of the Oregon State baseball team.

Northcutt came to Oregon State in 1994 and served as the team's pitching coach through the 1998 season. While overseeing the staff, his pitchers led the Pac-10 North Division in earned run average in 1996 and 1997. While with OSU, Northcutt tutored Mark Newell, who was a third-team All-American selection by Baseball America in 1997, as well as Andrew Checketts, who earned NCBWA All-America second team honors in 1998. From 1995, Northcutt's first season with the Beavers, through 1998, the Beavers saw six pitchers earned All-Pac-10 Northern Division honors.

Additionally, eight pitchers were selected by Major League clubs in the First-Year Player Draft during Northcutt's tenure.

Prior to coming to Corvallis, Northcutt served as an assistant coach under Pat Casey at George Fox. He began his coaching career as a freshman coach and varsity assistant at his alma mater, Newberg High, in Newberg, Ore.

After playing at Newberg, Northcutt went on to play for Clackamas Community College, where he earned all-league honors, and the University of Portland. A native of Los Gatos, Calif., Northcutt and his wife, Linnea, have two sons, Ben, 22, and Jack, 19.



Patrick McLaughlin

Assistant Director of Operations





Belding, Philip

Year	ERA	W	L	App	GS	CG	SHO	CBO	SV	IP	H	R	ER	BB	SO	2B	3B	HR	BF	B/Avg	WP	HBP	BK	SFA	SHA
2014	15.00	0	0	7	0	0	0	1	0	6.0	9	11	10	4	4	1	2	1	32	.360	0	2	0	1	0
TOTAL	15.00	0	0	7	0	0	0	1	0	6.0	9	11	10	4	4	1	2	1	32	.360	0	2	0	1	0

Casper, Jerad

Year	Avg	GP	GS	AB	R	H	2B	3B	HR	RBI	TB	SLG%	BB	HBP	SO	GDP	OB%	SF	SH	SB	ATT	PO	A	E	FLD%
2013	.167	29	20	66	9	11	4	0	0	11	15	.227	11	0	18	0	.282	1	0	0	0	65	25	7	.928
2014	.157	36	12	51	6	8	2	0	2	8	16	.314	8	0	17	1	.271	0	0	3	3	98	14	3	.974
TOTAL	.162	65	32	117	15	19	6	0	2	19	31	.265	19	0	35	1	.277	1	0	3	3	163	39	10	.953

Clardy, Caylen

Year	Avg	GP	GS	AB	R	H	2B	3B	HR	RBI	TB	SLG%	BB	HBP	SO	GDP	OB%	SF	SH	SB	ATT	PO	A	E	FLD%
2014	.500	13	0	2	2	1	0	0	0	0	1	.500	0	0	0	0	.500	0	0	0	0	0	0	0	.000
TOTAL	.500	13	0	2	2	1	0	0	0	0	1	.500	0	0	0	0	.500	0	0	0	0	0	0	0	.000

Clark, Gabe

Year	Avg	GP	GS	AB	R	H	2B	3B	HR	RBI	TB	SLG%	BB	HBP	SO	GDP	OB%	SF	SH	SB	ATT	PO	A	E	FLD%
2013	.161	15	7	31	3	5	1	1	0	4	8	.258	4	1	11	0	.278	0	0	0	0	2	0	0	1.000
2014	.280	50	45	157	24	44	10	1	1	34	59	.376	20	6	27	4	.374	4	2	0	0	173	6	2	.989
TOTAL	.261	65	52	188	27	49	11	2	1	38	67	.356	24	7	38	4	.359	4	2	0	0	175	6	2	.989

Conforto, Michael

Year	Avg	GP	GS	AB	R	H	2B	3B	HR	RBI	TB	SLG%	BB	HBP	SO	GDP	OB%	SF	SH	SB	ATT	PO	A	E	FLD%
2012	.349	58	56	218	45	76	14	1	13	76	131	.601	24	12	37	5	.438	2	2	1	2	63	3	1	.985
2013	.328	65	65	247	48	81	14	1	11	47	130	.526	41	14	47	5	.447	2	0	6	11	112	9	4	.968
2014	.345	59	59	203	52	70	16	2	7	56	111	.547	55	12	38	3	.504	2	0	4	8	115	7	2	.984
TOTAL	.340	182	180	668	145	227	44	4	31	179	372	.557	120	38	122	13	.463	6	2	11	21	290	19	7	.978

Davis, Dylan

Year	Avg	GP	GS	AB	R	H	2B	3B	HR	RBI	TB	SLG%	BB	HBP	SO	GDP	OB%	SF	SH	SB	ATT	PO	A	E	FLD%
2012	.247	42	39	166	20	41	12	1	3	30	64	.386	6	3	32	2	.281	3	0	4	5	42	3	0	1.000
2013	.335	63	62	257	45	86	22	3	5	61	129	.502	19	2	35	2	.379	4	1	9	12	113	4	3	.975
2014	.283	59	59	237	33	67	14	0	7	64	102	.430	21	2	31	5	.338	6	0	4	8	82	3	3	.966
TOTAL	.294	164	160	660	98	194	48	4	15	155	295	.447	46	7	98	9	.340	13	1	17	25	237	10	6	.976

Year	ERA	W	L	App	GS	CG	SHO	CBO	SV	IP	H	R	ER	BB	SO	2B	3B	HR	BF	B/Avg	WP	HBP	BK	SFA	SHA
2012	4.32	1	1	10	1	0	0	0	1	8.1	5	6	4	7	9	2	0	0	38	.172	2	2	0	0	0
2013	13.50	0	0	2	1	0	0	0	0	2.0	5	3	3	3	1	1	1	0	13	.500	1	0	0	0	0
2014	1.12	0	0	5	5	0	0	1	0	16.0	7	2	2	14	14	0	0	0	69	.143	1	3	0	0	3
TOTAL	3.08	1	1	17	7	0	0	1	1	26.1	17	11	9	24	24	3	1	0	120	.193	4	5	0	0	3

Eden, Chandler

Year	ERA	W	L	App	GS	CG	SHO	CBO	SV	IP	H	R	ER	BB	SO	2B	3B	HR	BF	B/Avg	WP	HBP	BK	SFA	SHA
2014	6.75	0	0	11	0	0	0	1	1	8.0	7	7	6	4	6	1	0	0	36	.250	7	2	0	2	0
TOTAL	6.75	0	0	11	0	0	0	1	1	8.0	7	7	6	4	6	1	0	0	36	.250	7	2	0	2	0

Engelbrekt, Max

Year	ERA	W	L	App	GS	CG	SHO	CBO	SV	IP	H	R	ER	BB	SO	2B	3B	HR	BF	B/Avg	WP	HBP	BK	SFA	SHA
2013	1.30	5	1	22	0	0	0	1	5	27.2	21	5	4	10	20	5	1	0	113	.212	1	1	0	0	3
2014	2.84	0	1	17	0	0	0	1	1	12.2	13	5	4	4	7	1	0	0	57	.255	1	1	0	1	0
TOTAL	1.79	5	2	39	0	0	0	2	6	40.1	34	10	8	14	27	6	1	0	170	.227	2	2	0	1	3

Esposito, Nate

Year	Avg	GP	GS	AB	R	H	2B	3B	HR	RBI	TB	SLG%	BB	HBP	SO	GDP	OB%	SF	SH	SB	ATT	PO	A	E	FLD%
2012	.167	14	2	12	3	2	0	0	0	2	2	.167	1	0	2	0	.214	1	0	0	0	34	4	2	.950
2013	.135	20	13	37	4	5	0	0	0	3	5	.135	5	3	5	0	.289	0	0	0	0	78	10	1	.989
2014	.333	7	4	9	0	3	0	0	0	0	3	.333	1	0	4	0	.400	0	2	0	0	23	4	0	1.000
TOTAL	.172	41	19	58	7	10	0	0	0	5	10	.172	7	3	11	0	.290	1	2	0	0	135	18	3	.981

Fishback, Mason

Year	Avg	GP	GS	AB	R	H	2B	3B	HR	RBI	TB	SLG%	BB	HBP	SO	GDP	OB%	SF	SH	SB	ATT	PO	A	E	FLD%
2014	.000	6	0	2	0	0	0	0	0	0	0	.000	0	0	0	0	.000	0	0	0	0	9	1	0	1.000
TOTAL	.000	6	0	2	0	0	0	0	0	0	0	.000	0	0	0	0	.000	0	0	0	0	9	1	0	1.000

Flemer, Kevin

Year	ERA	W	L	App	GS	CG	SHO	CBO	SV	IP	H	R	ER	BB	SO	2B	3B	HR	BF	B/Avg	WP	HBP	BK	SFA	SHA
2014	3.68	0	0	9	0	0	0	3	0	7.1	3	5	3	6	3	1	0	0	32	.136	2	2	0	0	2
TOTAL	3.68	0	0	9	0	0	0	3	0	7.1	3	5	3	6	3	1	0	0	32	.136	2	2	0	0	2

Fox, Mak

Year	ERA	W	L	App	GS	CG	SHO	CBO	SV	IP	H	R	ER	BB	SO	2B	3B	HR	BF	B/Avg	WP	HBP	BK	SFA	SHA
2014	3.86	1	0	6	0	0	0	0	0	7.0	8	4	3	0	3	2	0	0	28	.320	0	2	0	1	0
TOTAL	3.86	1	0	6	0	0	0	0	0	7.0	8	4	3	0	3	2	0	0	28	.320	0	2	0	1	0

Fry, Jace

Year	ERA	W	L	App	GS	CG	SHO	CBO	SV	IP	H	R	ER	BB	SO	2B	3B	HR	BF	B/Avg	WP	HBP	BK	SFA	SHA
2012	2.45	5	3	13	13	3	1	0	0	88.1	68	35	24	35	53	5	1	1	374	.215	4	9	0	3	11
2013	4.70	0	1	6	0	0	0	0	0	7.2	6	4	4	2	2	3	0	0	31	.222	0	1	0	1	0
2014	1.80	11	2	16	16	4	4	1	0	120.1	83	29	24	30	98	11	4	2	479	.196	7	13	1	3	10
TOTAL	2.16	16	6	35	29	7	5	1	0	216.1	157	68	52	67	153	19	5	3	884	.205	11	23	1	7	21

2006 & 2007 NATIONAL CHAMPIONS

5 College World Series Appearances: 1952, 2005, 2006, 2007, 2013 | **5 NCAA Super Regional Appearances:** 2005, 2006, 2007, 2011, 2013

15 NCAA Regional Appearances: 1952, 1962, 1963, 1983, 1985, 1986, 2005, 2006, 2007, 2009, 2010, 2011, 2012, 2013, 2014



2014 OREGON STATE SEASON IN REVIEW

CAREER STATISTICS

TWITTER.COM/BEAVER_BASEBALL
INSTAGRAM.COM/BEAVERBASEBALL
FACEBOOK.COM/OREGONSTATEBASEBALL

Hamilton, Caleb

Year	Avg	GP	GS	AB	R	H	2B	3B	HR	RBI	TB	SLG%	BB	HBP	SO	GDP	OB%	SF	SH	SB	ATT	PO	A	E	FLD%
2014	.231	54	50	182	21	42	6	1	1	18	53	.291	25	6	39	2	.338	3	5	7	9	31	94	5	.962
TOTAL	.231	54	50	182	21	42	6	1	1	18	53	.291	25	6	39	2	.338	3	5	7	9	31	94	5	.962

Hendrix, Jeff

Year	Avg	GP	GS	AB	R	H	2B	3B	HR	RBI	TB	SLG%	BB	HBP	SO	GDP	OB%	SF	SH	SB	ATT	PO	A	E	FLD%
2013	.259	32	4	27	4	7	0	0	0	3	7	.259	1	1	10	0	.310	0	0	4	4	20	0	0	1.000
2014	.351	46	43	171	42	60	11	5	2	32	87	.509	19	13	35	0	.447	3	0	4	5	104	2	3	.972
TOTAL	.338	78	47	198	46	67	11	5	2	35	94	.475	20	14	45	0	.430	3	0	8	9	124	2	3	.977

Howard, Michael

Year	Avg	GP	GS	AB	R	H	2B	3B	HR	RBI	TB	SLG%	BB	HBP	SO	GDP	OB%	SF	SH	SB	ATT	PO	A	E	FLD%
2014	.260	43	34	123	15	32	6	0	0	12	38	.309	20	0	22	4	.359	2	6	1	2	33	0	0	1.000
TOTAL	.260	43	34	123	15	32	6	0	0	12	38	.309	20	0	22	4	.359	2	6	1	2	33	0	0	1.000

Ice, Logan

Year	Avg	GP	GS	AB	R	H	2B	3B	HR	RBI	TB	SLG%	BB	HBP	SO	GDP	OB%	SF	SH	SB	ATT	PO	A	E	FLD%
2014	.250	59	53	172	23	43	5	0	0	19	48	.279	40	3	26	6	.393	4	8	5	5	326	57	0	1.000
TOTAL	.250	59	53	172	23	43	5	0	0	19	48	.279	40	3	26	6	.393	4	8	5	5	326	57	0	1.000

Jackson, Brandon

Year	ERA	W	L	App	GS	CG	SHO	CBO	SV	IP	H	R	ER	BB	SO	2B	3B	HR	BF	B/Avg	WP	HBP	BK	SFA	SHA
2013	2.48	4	1	19	0	0	0	1	1	29.0	27	11	8	9	21	4	0	3	120	.255	3	3	0	0	2
2014	3.97	0	1	16	0	0	0	1	0	11.1	9	6	5	3	7	1	0	0	46	.250	0	4	1	0	3
TOTAL	2.90	4	2	35	0	0	0	2	1	40.1	36	17	13	12	28	5	0	3	166	.254	3	7	1	0	5

James, Dan

Year	Avg	GP	GS	AB	R	H	2B	3B	HR	RBI	TB	SLG%	BB	HBP	SO	GDP	OB%	SF	SH	SB	ATT	PO	A	E	FLD%
2014	.000	3	0	6	0	0	0	0	0	0	0	.000	0	0	2	0	.000	0	0	0	0	8	1	0	1.000
TOTAL	.000	3	0	6	0	0	0	0	0	0	0	.000	0	0	2	0	.000	0	0	0	0	8	1	0	1.000

Keyes, Kevin

Year	Avg	GP	GS	AB	R	H	2B	3B	HR	RBI	TB	SLG%	BB	HBP	SO	GDP	OB%	SF	SH	SB	ATT	PO	A	E	FLD%
2011	.302	55	50	182	28	55	10	0	1	30	68	.374	17	2	36	0	.359	5	3	3	5	35	63	9	.916
2012	.226	54	47	177	23	40	8	2	0	18	52	.294	18	5	28	5	.310	3	7	3	4	264	38	8	.974
2013	.316	64	57	212	35	67	12	2	2	34	89	.420	18	7	35	5	.380	5	5	3	3	56	109	17	.907
2014	.329	43	40	152	22	50	7	2	1	23	64	.421	16	2	17	7	.398	1	1	3	4	347	32	8	.979
TOTAL	.293	216	194	723	108	212	37	6	4	105	273	.378	69	16	116	17	.361	14	16	12	16	702	242	42	.957

King, Billy

Year	Avg	GP	GS	AB	R	H	2B	3B	HR	RBI	TB	SLG%	BB	HBP	SO	GDP	OB%	SF	SH	SB	ATT	PO	A	E	FLD%
2014	.091	8	2	11	1	1	0	0	0	1	1	.091	2	0	4	1	.231	0	0	0	0	12	0	1	.923
TOTAL	.091	8	2	11	1	1	0	0	0	1	1	.091	2	0	4	1	.231	0	0	0	0	12	0	1	.923

Mildenberg, Tyler

Year	Avg	GP	GS	AB	R	H	2B	3B	HR	RBI	TB	SLG%	BB	HBP	SO	GDP	OB%	SF	SH	SB	ATT	PO	A	E	FLD%
2014	.375	11	0	8	2	3	0	0	0	1	3	.375	3	0	2	0	.545	0	1	0	0	0	1	0	1.000
TOTAL	.375	11	0	8	2	3	0	0	0	1	3	.375	3	0	2	0	.545	0	1	0	0	0	1	0	1.000

Moore, Andrew

Year	ERA	W	L	App	GS	CG	SHO	CBO	SV	IP	H	R	ER	BB	SO	2B	3B	HR	BF	B/Avg	WP	HBP	BK	SFA	SHA
2013	1.79	14	2	19	18	3	3	3	1	131.0	93	33	26	28	72	17	1	4	508	.207	6	11	0	5	14
2014	2.77	6	5	16	14	0	0	2	0	94.1	97	37	29	26	68	12	1	2	403	.271	1	6	0	1	12
TOTAL	2.20	20	7	35	32	3	3	5	1	225.1	190	70	55	54	140	29	2	6	911	.235	7	17	0	6	26

Morrison, Trevor

Year	Avg	GP	GS	AB	R	H	2B	3B	HR	RBI	TB	SLG%	BB	HBP	SO	GDP	OB%	SF	SH	SB	ATT	PO	A	E	FLD%
2014	.225	54	54	187	40	42	3	5	0	15	55	.294	34	6	46	1	.358	2	7	7	8	78	169	8	.969
TOTAL	.225	54	54	187	40	42	3	5	0	15	55	.294	34	6	46	1	.358	2	7	7	8	78	169	8	.969

Painton, Tyler

Year	ERA	W	L	App	GS	CG	SHO	CBO	SV	IP	H	R	ER	BB	SO	2B	3B	HR	BF	B/Avg	WP	HBP	BK	SFA	SHA
2013	2.40	0	0	11	0	0	0	1	0	15.0	7	5	4	6	10	2	0	0	59	.143	1	4	0	0	0
2014	0.00	0	0	1	0	0	0	0	0	0.1	1	1	0	0	0	0	0	0	2	.500	0	0	0	0	0
TOTAL	2.35	0	0	12	0	0	0	1	0	15.1	8	6	4	6	10	2	0	0	61	.157	1	4	0	0	0

Peterson, Andy

Year	Avg	GP	GS	AB	R	H	2B	3B	HR	RBI	TB	SLG%	BB	HBP	SO	GDP	OB%	SF	SH	SB	ATT	PO	A	E	FLD%
2013	.333	65	65	246	49	82	5	0	0	28	87	.354	16	6	38	5	.384	3	21	14	19	135	191	12	.964
2014	.237	54	54	207	42	49	8	2	0	14	61	.295	18	7	38	3	.316	2	16	9	11	99	176	7	.975
TOTAL	.289	119	119	453	91	131	13	2	0	42	148	.327	34	13	76	8	.352	5	37	23	30	234	367	19	.969

Pomeroy, John

Year	ERA	W	L	App	GS	CG	SHO	CBO	SV	IP	H	R	ER	BB	SO	2B	3B	HR	BF	B/Avg	WP	HBP	BK	SFA	SHA
2014	0.00	0	0	1	0	0	0	0	0	0.0	0	1	0	1	0	0	0	0	1	.000	0	0	0	0	0
TOTAL	0.00	0	0	1	0	0	0	0	0	0.0	0	1	0	1	0	0	0	0	1	.000	0	0	0	0	0



Reser, Zack

Year	ERA	W	L	App	GS	CG	SHO	CBO	SV	IP	H	R	ER	BB	SO	2B	3B	HR	BF	B/Avg	WP	HBP	BK	SFA	SHA
2012	6.75	0	0	10	0	0	0	0	0	5.1	7	4	4	4	4	0	1	0	28	.333	4	2	0	0	0
2013	6.23	0	0	7	0	0	0	1	0	4.1	3	3	3	3	4	0	0	0	19	.214	1	1	0	1	0
2014	1.71	5	0	19	0	0	0	3	1	26.1	24	5	5	7	14	3	0	2	111	.255	3	6	0	2	2
TOTAL	3.00	5	0	36	0	0	0	4	1	36.0	34	12	12	14	22	3	1	2	158	.264	8	9	0	3	2

Rulli, Nick

Year	Avg	GP	GS	AB	R	H	2B	3B	HR	RBI	TB	SLG%	BB	HBP	SO	GDP	OB%	SF	SH	SB	ATT	PO	A	E	FLD%
2012	.333	8	0	3	0	1	1	0	0	2	2	.667	0	0	2	0	.250	1	1	0	0	0	0	0	.000
2013	.000	11	0	4	2	0	0	0	0	0	0	.000	0	0	2	0	.000	0	0	1	2	1	0	0	1.000
2014	.298	34	15	47	8	14	3	2	0	7	21	.447	10	1	12	1	.431	0	4	4	6	30	2	0	1.000
TOTAL	.278	53	15	54	10	15	4	2	0	9	23	.426	10	1	16	1	.394	1	5	5	8	31	2	0	1.000

Schultz, Scott

Year	ERA	W	L	App	GS	CG	SHO	CBO	SV	IP	H	R	ER	BB	SO	2B	3B	HR	BF	B/Avg	WP	HBP	BK	SFA	SHA
2011	3.61	4	1	21	3	0	0	0	1	52.1	46	24	21	14	28	12	0	2	221	.250	2	8	0	0	15
2012	2.56	3	1	24	0	0	0	2	2	45.2	34	20	13	9	32	8	1	1	185	.210	0	8	0	0	5
2013	2.08	2	1	27	0	0	0	2	10	43.1	31	18	10	8	34	5	0	1	178	.191	2	4	0	0	4
2014	1.61	7	2	24	5	3	1	3	6	67.0	47	17	12	15	40	8	1	0	263	.198	3	6	0	0	4
TOTAL	2.42	16	5	96	8	3	1	7	19	208.1	158	79	56	46	134	33	2	4	847	.212	7	26	0	0	28

Shelton, Trent

Year	ERA	W	L	App	GS	CG	SHO	CBO	SV	IP	H	R	ER	BB	SO	2B	3B	HR	BF	B/Avg	WP	HBP	BK	SFA	SHA
2014	4.72	0	0	16	0	0	0	2	2	13.1	15	7	7	6	9	3	2	0	60	.283	1	0	0	1	0
TOTAL	4.72	0	0	16	0	0	0	2	2	13.1	15	7	7	6	9	3	2	0	60	.283	1	0	0	1	0

Thompson, Jake

Year	ERA	W	L	App	GS	CG	SHO	CBO	SV	IP	H	R	ER	BB	SO	2B	3B	HR	BF	B/Avg	WP	HBP	BK	SFA	SHA
2014	4.25	3	2	14	6	0	0	2	0	36.0	25	17	17	21	23	6	1	1	158	.203	8	5	0	1	8
TOTAL	4.25	3	2	14	6	0	0	2	0	36.0	25	17	17	21	23	6	1	1	158	.203	8	5	0	1	8

Wetzler, Ben

Year	ERA	W	L	App	GS	CG	SHO	CBO	SV	IP	H	R	ER	BB	SO	2B	3B	HR	BF	B/Avg	WP	HBP	BK	SFA	SHA
2011	4.66	6	3	17	12	0	0	0	1	67.2	74	41	35	18	50	17	2	5	296	.275	7	5	0	1	3
2012	3.10	8	2	16	16	1	1	0	0	101.2	94	41	35	42	75	19	1	2	437	.252	9	13	1	1	8
2013	2.25	10	1	16	16	2	1	1	0	96.0	83	34	24	32	83	15	2	3	394	.239	3	6	0	2	7
2014	0.78	12	1	14	13	4	2	2	0	104.0	49	12	9	31	83	10	1	1	392	.143	1	8	1	0	10
TOTAL	2.51	36	7	63	57	7	4	3	1	369.1	300	128	103	123	291	61	6	11	1519	.225	20	32	2	4	28



CAREER

At-bats

1. Darwin Barney, 2006-07	765
2. Andy Jarvis, 2000-03	725
3. Kevin Keyes, 2011-14	723
4. Tyler Smith, 2010-13	696
5. Michael Conforto, 2012-14	668
7. Dylan Davis, 2012-14	660
6. Shea McFeely, 2004-06	653
8. Jon Yonemitsu, 1990-93	648
9. Jacoby Ellsbury, 2003-05	646
10. Ken Bowen, 1984-87	643

Hits

1. Darwin Barney, 2005-07	238
2. Jacoby Ellsbury, 2003-05	236
3. Andy Jarvis, 2000-03	232
4. Brian Barden, 2000-02	231
5. Michael Conforto, 2012-14	227
6. Kevin Keyes, 2011-14	212
7. Ken Bowen, 1984-87	206
8. Tyler Smith, 2010-13	203
9. Joe Gerber, 1997-2000	201
10. Chris Biles, 2000-03	199

Runs

1. Jacoby Ellsbury, 2003-05	168
2. Darwin Barney, 2005-07	152
3. Ken Bowen, 1984-87	150
4. Todd Thomas, 1980-83	148
Brian Barden, 2000-02	148
6. Michael Conforto, 2012-14	145
7. Shea McFeely, 2004-06	142
8. Andy Jarvis, 2000-03	141
9. Drew Hedges, 1997-2000	139
10. Tyler Smith, 2010-13	136

Doubles

1. Chris Biles, 2000-03	49
2. Dylan Davis, 2012-14	48
3. Danny Hayes, 2010-13	45
4. Joe Gerber, 1997-2000	44
Michael Conforto, 2012-14	44
6. Josh Carter, 1999-2001	42
Andy Jarvis, 2000-03	42
8. Darwin Barney, 2005-07	40
9. Brian Barden, 2000-02	39
10. Seth Pietsch, 2001-03	38
Chris Kunda, 2003-06	38

Home runs

1. Joe Gerber, 1997-2000	34
Andy Jarvis, 2000-03	34
3. Michael Conforto, 2012-14	31
4. Al Hunsinger, 1980-81	28
5. Bob McNair, 1978-80	27
Jim Wilson, 1980-82	27
7. Matt Bailie, 1995-98	25
Brian Barden, 2000-02	25
Mitch Canham, 2004-07	25
10. Seth Pietsch, 2001-03	22

Runs batted in

1. Michael Conforto, 2012-14	179
2. Andy Jarvis, 2000-03	173
3. Joe Gerber, 1997-2000	169
4. Dylan Davis, 2012-14	155
5. Brian Barden, 2000-02	154
6. Mitch Canham, 2004-07	152
7. Matt Bailie, 1995-98	144
8. Darwin Barney, 2005-07	136
9. Ken Bowen, 1984-87	131
10. Bob McNair, 1978-80	130
Shea McFeely, 2004-06	130

Walks

1. Ken Bowen, 1984-87	120
Danny Hayes, 2010-13	120
Michael Conforto, 2012-14	120
3. Mickey Riley, 1980-83	118
5. Rich Dodge, 1974-77	111
6. Shea McFeely, 2004-06	107
7. Matt Bailie, 1995-98	106
8. Dave Backen, 1978-81	103
9. Joe Gerber, 1997-2000	102
10. Steve Lyons, 1979-81	101
Todd Thomas, 1980-83	101

Total bases

1. Andy Jarvis, 2000-03	382
2. Michael Conforto, 2012-14	372
3. Brian Barden, 2000-02	355
4. Joe Gerber, 1997-2000	347
5. Jacoby Ellsbury, 2003-05	337
6. Chris Biles, 2000-03	318
7. Mitch Canham, 2004-07	316
8. Darwin Barney, 2005-07	311
9. Ken Bowen, 1984-87	303
10. Shea McFeely, 2004-06	292

Wins

1. Ben Wetzler, 2011-14	36
2. Ken Noble, 1975-78	30
3. Mike Gorman, 1979-82	28
John Sipple, 1984-86	28
Jeff Post, 1989-92	28
Dallas Buck, 2004-06	28
7. Cecil Ira, 1961-63	27
8. Jonah Nickerson, 2004-06	26
9. Scott Anderson, 81-84	25
Sam Gaviglio, 2009-11	25

Winning percentage
(minimum 10 wins)

1. Daniel Turpen, 2005-07933 (14-1)
2. Leon Criner, 1959-61917 (11-1)
3. Ben Wetzler, 2011-14837 (36-7)
4. Matt Boyd, 2010-12815 (22-5)
5. Andrew Checketts, 1996-98774 (24-7)
6. Mike Thurman, 1991-94773 (17-5)
7. Jeff Reece, 1981-83769 (20-6)
Kyle Dunning, 1980-81769 (10-3)
9. Sam Gaviglio, 2009-11757 (25-8)
10. Andrew Moore, 2013-14740 (20-7)

Saves

1. Kevin Gunderson, 2004-06	37
2. Kevin Rhoderick, 2008-10	25
3. Tony Bryant, 2010-13	22
4. Scott Schultz, 2011-14	18
5. Jared Sanders, 2002-04	12
Eddie Kunz, 2005-07	12
7. Mike Boire, 1996-98	11
8. Jim Grove, 1979-82	9
9. Matt Boyd, 2010-13	8
10. Dallas Buck, 2004-06	7
- Max Engelbrekt, 2013-14	6

Earned run average
(minimum 120 innings pitched)

1. Cecil Ira, 1961-63	1.79
2. Steve Clark, 1962-64	1.92
3. Ken Forsch, 1967-68	2.12
4. Matt Boyd, 2010-12	2.13
5. Scott Anderson, 1981-84	2.15
6. Jace Fry, 2012-14	2.16
7. Andrew Moore, 2013-14	2.20
8. Scott Schultz, 2011-14	2.42
9. Ben Wetzler, 2011-14	2.51
10. Pat Barry, 1975-78	2.53

Strikeouts

1. Jonah Nickerson, 2004-06	299
2. Ben Wetzler, 2011-14	291
3. Mike Stutes, 2006-08	287
4. Dallas Buck, 2004-06	272
5. Mason Smith, 1991-94	267
6. John Sipple, 1984-88	263
7. Scott Anderson, 1981-84	258
8. Scott Christman, 1991-93	249
9. Mike Gorman, 1979-82	237
10. Cecil Ira, 1961-63	227

Innings pitched

1. Ben Wetzler, 2011-14	369.1
2. Ken Noble, 1975-78	348.2
3. Mike Gorman, 1979-82	337.2
4. Mason Smith, 1991-94	330.2
5. Dallas Buck, 2004-06	326.2
6. Scott Anderson, 1981-84	325.2
7. Jeff Otis, 1986-90	306.0
8. Mike Stutes, 2006-08	302.0
9. Jonah Nickerson, 2004-06	292.2
10. Jeff Post, 1989-92	286.0

Shutouts

1. Cecil Ira, 1961-63	10
2. John Sipple, 1984-88	7
3. Jeff Post, 1989-92	5
Jace Fry, 2012-14	5
5. Ken Noble, 1975-78	4
Scott Christman, 1991-93	4
Mason Smith, 1991-94	4
Ben Wetzler, 2011-14	4
8. Bill Oerding, 1959-61	3
Jeff Otis, 1986-89	3
Mike Thurman, 1992-94	3
Scott Nicholson, 2000-01	3
Sam Gaviglio, 2009-11	3
Matt Boyd, 2010-13	3
Andrew Moore, 2013-14	3

SEASON

Runs

1. Cole Gillespie, 2006	83
2. Jason Stranberg, 1997	67
3. Chris Hopkins, 2007	57
4. Jacoby Ellsbury, 2003	56
Jacoby Ellsbury, 2004	56
Jacoby Ellsbury, 2005	56
7. Ryan Ortiz, 2009	55
Dave Brundage, 1986	55
9. Darwin Barney, 2007	53
Darwin Barney, 2006	53
- Michael Conforto, 2014	52

Runs batted in

1. Michael Conforto, 2012	76
2. Joe Gerber, 2000	67
3. Dylan Davis, 2014	64
4. Jim Wilson, 1982	62
Rob Colley, 1998	62
6. Mike Lissman, 2007	61
Dylan Davis, 2013	61
8. Mitch Canham, 2007	59
9. Bob McNair, 1980	59
10. Joe Gerber, 1999	57
Cole Gillespie, 2006	57

Triples

1. Abino Vazquez, 1997	7
2. Jeff Doyle, 1977	6
Todd Thomas, 1983	6
Seth Pietsch, 2002	6
Aaron Mathews, 2004	6
Shea McFeely, 2006	6
7. Twink Pederson, 1956	5
Lute Barnes, 1968	5
Dave Backen, 1980	5
David Anderson, 1992	5
Mitch Canham, 2006	5
Cole Gillespie, 2006	5
Trevor Morrison, 2014	5

Walks

1. Michael Conforto, 2014	55
2. Rich Dodge, 1977	48
3. Ben Johnson, 1989	47
4. Cole Gillespie, 2006	46
5. Jeff Doyle, 1976	45
6. Darwin Barney, 2006	43
7. Lance Rice, 1988	42
8. John Wallace, 2009	41
Ben Bertrand, 1998	41
Michael Conforto, 2013	41

Wins

1. Scott Christman, 1993	14 (14-1)
Andrew Moore, 2013	14 (14-2)
3. Dallas Buck, 2006	13 (13-4)
Jonah Nickerson, 2006	13 (13-3)
5. Sam Gaviglio, 2011	12 (12-3)
Mike Stutes, 2007	12 (12-4)
Dallas Buck, 2005	12 (12-1)
Ben Wetzler, 2014	12 (12-1)
8. Cecil Ira, 1962	11 (11-3)
Jeff Reece, 1983	11 (11-3)
Mason Smith, 1994	11 (11-3)
Andrew Checketts, 1998	11 (11-1)
Scott Nicholson, 2001	11 (11-2)
Jake Postlewait, 2004	11 (11-3)
Anton Maxwell, 2005	11 (11-1)
Matt Boyd, 2013	11 (11-4)
Jace Fry, 2014	11 (11-1)

Earned run average
(minimum 40 innings pitched)

1. Ben Wetzler, 2014	0.78
2. Bill Oerding, 1960	1.07
3. Cecil Ira, 1962	1.23
4. Ken Noble, 1976	1.26
5. Steve Clark, 1964	1.46
6. Tony Bryant, 2011	1.52
7. Jack Humphrey, 1967	1.53
8. Matt Boyd, 2011	1.57
9. Scott Anderson, 1984	1.66
10. Scott Schultz, 2014	1.67

Shutouts

1. Cecil Ira, 1963	5
2. John Sipple, 1988	4
Scott Christman, 1993	4
Jace Fry, 2014	4
5. Bill Oerding, 1960	3
Cecil Ira, 1962	3
Ken Noble, 1976	3
Jeff Otis, 1987	3
Scott Nicholson, 2001	3
Matt Boyd, 2013	3
Andrew Moore, 2013	3



Philip Belding #29 RHP

Junior • 6'1" • 185 • 1L
 Bats/Throws: R/R
 Beaverton, Ore.
 Westview/Western Nevada CC

2014

Appeared in seven games, all in relief, and went 0-0 with a 15.00 ERA in six innings ... Picked up a hold after allowing one hit and one unearned run against Sacramento State (4/21) ... Earned a hold after inducing a double play in the seventh against Ohio State (3/11) ... Tossed 2/3 of an inning of scoreless relief against NIU (3/9).

Personal

Majoring in finance ... Born September 26, 1992 ... Son of Patty and Chris Belding ... Favorite athlete is James Harden ... Favorite movie is the Dark Knight ... Favorite TV show is It's Always Sunny In Philadelphia ... Chose Oregon State because "I have always been a Beaver fan and most of my family attended Oregon State."

Belding's Career Single-Game Highs

Innings pitched: 1.2, vs Nebraska, Feb 15, 2014
 Walks allowed: 2, at California, May 02, 2014
 Strikeouts: 2, at Sacramento State, Apr 21, 2014 ; vs Nebraska, Feb 15, 2014
 Batters faced: 10, vs Nebraska, Feb 15, 2014



Jerad Casper #15 INF

Senior • 6'0" • 204 • 2L
 Bats/Throws: R/R
 Maple Valley, Wash.
 Tahoma/Bellevue College

2014

Played in 36 games, 12 starts, and batted .157 with two doubles, two home runs and eight RBI ... Set a career-best with four hits in the win over Portland, hitting a home run and driving in two runs (4/1) ... Hit a first-inning grand slam in the second game of a doubleheader against Northern Illinois (3/8) ... Walked twice and went 1-for-1 against Wright State (3/1).

Personal

Majoring in sociology ... Born January 29, 1992 ... Son of Ginny and Jerry Casper ... Has one older brother, Josh ... Born in Renton, Wash. ... Enjoys fishing, playing guitar, sports and hiking in his spare time ... Favorite professional athlete is Josh Hamilton and favorite TV show is Workaholics ... Favorite movie is The Dark Knight ... Chose Oregon State because of "the coaching staff and the winning tradition."

Casper's Career Single-Game Highs

Hits: 4 [t-2nd], at Portland, Apr 01, 2014
 Doubles: 1, 6 times
 Home runs: 1 [t-8th], at Portland, Apr 01, 2014 ; Northern Illinois, Mar 08, 2014
 Total bases: 8 [t-7th], at Portland, Apr 01, 2014
 RBI: 4, Northern Illinois, Mar 08, 2014
 Runs scored: 2, vs Gonzaga, Feb 16, 2013 ; Northern Illinois, Mar 08,

2014

Walks: 2, Wright State, Mar 01, 2014 ; at Utah, Mar 16, 2014
 Struck out: 3 [t-4th], Oregon, Apr 25, 2014
 Sac flies: 1 [t-6th], Portland, Apr 02, 2013
 At bats: 5, at Portland, Apr 01, 2014
 Stolen bases: 1, at Portland, Apr 01, 2014 ; Northern Illinois, Mar 08, 2014 ; at Utah, Mar 16, 2014
 Field chances: 16, Bryant, Mar 02, 2013
 Putouts: 15, Bryant, Mar 02, 2013
 Assists: 5, San Francisco, Mar 12, 2013



Caylen Clardy #45 INF/OF

Sophomore • 5'10" • 190 • 1L
 Bats/Throws: R/R
 Beaverton, Ore.
 Aloha/College of the Siskiyous

2014


Played in 13 games, scoring two runs with one hit ... Pinch hit and singled against NIU (3/9).

Personal

Majoring in communications ... Son of Rene and Russell Clardy ... Born March 11, 1993 in Portland ... Has three siblings: Micah, Tiawna and Jeramie ... Enjoys music production, ping pong and fishing in his spare time ... Favorite athlete is Robinson Cano ... Favorite move is Remember The Titans ... Chose Oregon State "Because there is no better place to play ball than Beaver Nation."

Clardy's Career Single-Game Highs

Hits: 1, Northern Illinois, Mar 09, 2014
 Total bases: 1, Northern Illinois, Mar 09, 2014
 Runs scored: 1, Northern Illinois, Mar 09, 2014 ; UCLA, May 11, 2014
 At bats: 1, vs Pacific, Feb 16, 2014 ; Northern Illinois, Mar 09, 2014



Gabe Clark #16 INF

Sophomore • 6'0" • 210 • 2L
 Bats/Throws: R/R
 Riverside, Calif.
 John W. North

2014

Played in 50 games, making 45 starts, and batted .280 with 10 doubles, one triple, one home run and 34 RBI ... Batted .241 over 26 Pac-12 games, collecting five doubles and 14 RBI ... Drove home two runs and went 1-for-4 with a double against UC Irvine (6/1) ... Drove in the game-winning run in the first against USC (5/24) ... Pushed his hit streak to seven games by going 2-for-3 with an RBI against Oregon (5/20) ... Drove in four runs on the strength of a 2-for-4 effort against UCLA (5/10) ... Went 1-for-2 with the game-tying RBI double in the sixth against UCLA (5/9) ... Doubled, scored a run and went 2-for-5 in the opener versus Cal (5/2) ... Went 4-for-5 with two doubles and four RBI against Washington, setting a career-best in hits and tying a career-best in RBI (4/12) ... Drove in four, doubled, scored a run and went 2-for-5 in the finale vs. NIU (3/9) ... Homered and went 2-for-4 with two runs scored in the second game of a doubleheader against Northern Illinois (3/8) ... Went 2-for-3, scored a run, hit a double and drove in a run against Portland (3/4) ... Drove in two on the strength of a 2-for-2 effort




with two walks in the finale against Wright State (3/2) ... Scored two runs and went 1-for-2 with a walk and hit by pitch against Indiana (2/23) ... Set a career-high with two hits and also set career bests with three runs and two RBI in the win over Nebraska (2/15).

Personal

Majoring in business ... Son of Monica and Jim Clark ... Born October 5, 1994 ... Has four siblings: Jamie, Bryttane, Brooke and Kris ... Favorite professional athlete is Mark Trumbo and favorite TV show is Workaholics ... Chose Oregon State because of a "great business program and a great baseball program."

Clark's Career Single-Game Highs

Hits: 4 [t-2nd], at Washington State, Apr 12, 2014
Doubles: 2 [t-1st], at Washington State, Apr 12, 2014
Triples: 1 [t-2nd], Bryant, Mar 02, 2013 ; Northern Illinois, Mar 07, 2014
Home runs: 1 [t-8th], Northern Illinois, Mar 08, 2014
Total bases: 6, at Washington State, Apr 12, 2014 ; Northern Illinois, Mar 08, 2014
RBI: 4, at Washington State, Apr 12, 2014 ; Northern Illinois, Mar 09, 2014 ; UCLA, May 10, 2014
Runs scored: 3 [t-8th], vs Nebraska, Feb 15, 2014
Walks: 2, 4 times
Hit by pitch: 1, 7 times
Struck out: 3 [t-4th], 4 times
Sac flies: 1 [t-6th], 4 times
Sac bunts: 1, Washington, May 17, 2014 ; Washington, May 18, 2014
At bats: 5, 5 times
Field chances: 15, Washington, May 17, 2014
Putouts: 15, Washington, May 17, 2014
Assists: 2, UCLA, May 10, 2014



Michael Conforto #8 OF

Junior • 6'1" • 217 • 3L
Bats/Throws: L/R
Woodinville, Wash.
Redmond

Pac-12 Player Of The Year
ABCA All-America First-Team
Perfect Game All-America First-Team
Baseball America All-America First-Team
NCBWA All-America First-Team
Collegiate Baseball All-America First-Team
Golden Spikes Award Finalist
Dick Howser Award Finalist
Pac-12 First-Team

2014

Played in and started all 59 games, batting .345 with 16 doubles, two triples, seven home runs and 56 RBI with 55 walks ... Led the Pac-12 with a .547 slugging percentage and .504 on-base percentage ... Also led the Pac-12 in walks, was second in RBI, third in doubles and total bases, fourth in batting average and seventh with 70 hits ... Hit .336 during Pac-12 play, tallying seven doubles, six home runs and 24 RBI ... Hit two home runs and drove in five in the finale against UCLA to give him 177 career RBI, a new OSU record (5/11) ... Drove in three of OSU's five runs with a double and two-run home run in the series finale at Cal (5/4) ... Homered in the first inning in the series finale against Oregon (4/27) ... Doubled twice with an RBI in the series opener against Oregon (4/25) ... Homered, went 4-for-4 and scored two runs in the opener against Sacramento State (4/21) ... Drove in three runs on the strength of a 3-for-5 effort and scored two run in the series finale victory over

Washington State (4/13) ... Went 3-for-4 with four runs against WSU (4/12) ... Homered and went 2-for-3 in the opener against Stanford (4/4) ... Doubled in a run and went 3-for-6 in the win over Portland (4/1) ... Singled three times, scored three runs and drove in two in the finale against Arizona (3/30) ... Went 3-for-5 and scored a run with a walk and RBI in the opener at Arizona (3/28) ... Drove in three, doubled and went 2-for-3 in the series finale versus Utah (3/16) ... Hit his first home run and went 2-for-3 with two runs scored against Utah (3/14) ... Drove in two, doubled and went 2-for-2 with two walks in the finale against NIU (3/9) ... Went 3-for-4 and drove in a run, walked and tripled in the second game of a doubleheader against Northern Illinois (3/8) ... Drove in three, walked twice and doubled in a 2-for-2 effort against NIU (3/7) ... Drove in three and finished the night 1-for-2 with two walks against Portland (3/4) ... Went 2-for-4 and drove in three runs with a triple and walk in the finale against Pacific (2/17) ... Drove in five runs on the strength of a 3-for-3 effort with two doubles against Pacific (2/16) ... Drove in three runs and went 2-for-3 with three runs scored against Nebraska (2/15).

Personal

Major is undecided ... Born March 1, 1993 ... Son of Tracie and Mike Conforto ... Has one sister, Jacqueline ... Jacqueline plays soccer at Azusa Pacific and father, Mike, played football at Penn State ... Member of the honor roll in high school ... Favorite TV show is Seinfeld and favorite movie is Old School ... Chose Oregon State because of "it's a great program with great coaches and a great school."

Conforto's Career Single-Game Highs

Hits: 4 [t-2nd], Arkansas-Pine Bluff, Apr 15, 2012 ; at Sacramento State, Apr 21, 2014 ; vs Mississippi State, Jun 15, 2013
Doubles: 2 [t-1st], 5 times
Triples: 1 [t-2nd], 4 times
Home runs: 2 [t-1st], 4 times
Total bases: 9 [t-2nd], Bryant, Mar 03, 2013 ; at Utah, May 11, 2012
RBI: 7 [t-1st], Bryant, Mar 03, 2013
Runs scored: 4 [t-1st], at Washington State, Apr 12, 2014 ; Portland, May 15, 2012
Walks: 4 [t-2nd], vs UC Riverside, Feb 17, 2013
Hit by pitch: 2 [t-2nd], at Oregon, Apr 24, 2012
Struck out: 3 [t-4th], 4 times
Sac flies: 1 [t-6th], 5 times
Sac bunts: 1, at Portland, Apr 16, 2012 ; at USC, Apr 28, 2012
At bats: 6 [t-5th], at Portland, Apr 01, 2014 ; at Oregon, May 06, 2014 ; at Utah, May 12, 2012
Stolen bases: 1, 11 times
Caught stealing: 1 [t-3rd], 10 times
Field chances: 7, vs Mississippi State, Jun 21, 2013
Putouts: 6, vs Mississippi State, Jun 21, 2013
Assists: 2, California, May 05, 2013



Dylan Davis #10 OF/P

Junior • 6'0" • 215 • 3L
Bats/Throws: R/R
Redmond, Wash.
Redmond

Pac-12 First-Team

2014

Played in all 59 games and batted .283 with 14 doubles, seven home runs and 64 RBI ... Led the Pac-12 with 64 RBI ... In 30 Pac-12 games, batted .290 with nine doubles, two home runs and 30 RBI ... Hit the game-winning home run, in the seventh, and doubled against NDSU (5/30) ... Walked, went 2-for-3 and drove in a run against Oregon (5/20) ... Extended his season-long hit streak to eight games with his



first career grand slam, versus Portland (5/13) ... Drove in two, doubled and went 2-for-5 against UCLA (5/10) ... Doubled and drove in four runs in the opener at California (5/2) ... Drove in the game-winning runs with a two-run double in the eighth against Oregon and went 2-for-4 (4/26) ... Homered, drove in four runs and went 2-for-5 with two runs scored against Sacramento State (4/22) ... Drove in two runs and went 2-for-4 in the series finale win over Washington State (4/13) ... Doubled, walked and went 2-for-5 with three RBI against Washington State (4/12) ... Went 3-for-6, doubled, and drove in three runs in the win over Portland (4/1) ... Homered, drove in two and scored two runs in the series finale at Arizona (3/30) ... Tied a career-high with four hits, doubled twice and drove in five in the opener at Arizona (3/28) ... Went 3-for-5 with a run in the opener at Utah (3/14) ... Provided OSU's only offense with a two-run home run against NIU in the first game of a DH (3/8) ... Doubled and went 2-for-3 with four RBI in the home opener against Wright State (2/28) ... Homered, drove in two and went 1-for-3 with a walk against Michigan State (2/22) ... Drove in three and went 1-for-4 with a walk against Pacific (2/16) ... Went 2-for-2 with two RBI in the season opener against Gonzaga (2/14).

Personal

Major is undecided ... Born July 20, 1993 in Redmond, Wash. ... Son of Diana and Pat Davis ... Is an only child ... Enjoys hanging out with friends, video games and playing basketball and football in his spare time ... Biggest athletic thrill is winning a gold medal with the USA Baseball 16U National Team and participating in the Aflac All-American Game ... Chose Oregon State because of "the coaching staff and the chance to win a national championship."

Davis' Career Single-Game Highs

Hits: 4 [t-2nd], at UC Santa Barbara, Feb 18, 2012 ; vs Northern Illinois, Mar 04, 2012 ; at Arizona, Mar 28, 2014
 Doubles: 2 [t-1st], 6 times
 Triples: 1 [t-2nd], 4 times
 Home runs: 1 [t-8th], 15 times
 Total bases: 9 [t-2nd], vs Northern Illinois, Mar 04, 2012
 RBI: 5 [t-6th], 4 times
 Runs scored: 3 [t-8th], at Washington, Apr 21, 2013 ; vs Northern Illinois, Mar 04, 2012 ; Texas State, Mar 08, 2013
 Walks: 2, 6 times
 Hit by pitch: 2 [t-2nd], Connecticut, Mar 10, 2012
 Struck out: 3 [t-4th], at Sacramento State, Apr 21, 2014 ; at UC Santa Barbara, Feb 18, 2012
 Sac flies: 1 [t-6th], 13 times
 Sac bunts: 1, vs UC Riverside, Feb 18, 2013
 At bats: 6 [t-5th], 10 times
 Stolen bases: 2 [t-1st], Bryant, Mar 02, 2013 ; Texas State, Mar 08, 2013 ; Washington State, May 24, 2013
 Caught stealing: 1 [t-3rd], 8 times
 Innings pitched: 5.0, vs Portland, May 13, 2014
 Walks allowed: 4, at Sacramento State, Apr 22, 2014
 Strikeouts: 5, vs Portland, May 13, 2014
 Batters faced: 20, at Sacramento State, Apr 22, 2014
 Field chances: 6, at Oregon, May 17, 2013
 Putouts: 6, at Oregon, May 17, 2013
 Assists: 2, vs Portland, May 13, 2014
 Runners CS: 1, Northern Illinois, Mar 09, 2014 ; at Oregon, May 06, 2014

Innings pitched: 5.0, vs Portland, May 13, 2014
 Walks allowed: 4, at Sacramento State, Apr 22, 2014
 Strikeouts: 5, vs Portland, May 13, 2014
 Batters faced: 20, at Sacramento State, Apr 22, 2014
 Field chances: 6, at Oregon, May 17, 2013
 Putouts: 6, at Oregon, May 17, 2013
 Assists: 2, vs Portland, May 13, 2014
 Runners CS: 1, Northern Illinois, Mar 09, 2014 ; at Oregon, May 06, 2014



Chandler Edén #22 RHP

Freshman • 6'1" • 175 • 1L
 Bats/Throws: R/R
 Yuba City, Calif.
 Yuba City

2014


Pitched in 11 games, all in relief, and went 0-0 with a 6.75 ERA in eight innings ... Finished with one save ... Tossed a scoreless ninth against NIU, striking out two (3/7) ... Earned his first career save after getting the final out in a 3-2 win over Washington (2/24).

Personal

Major is undecided ... Born August 27, 1995 ... Son of Shelly and Lincoln Edén ... Has one brother, Cameron ... Enjoys golfing in his spare time ... Was on Honor Roll at Yuba City High School ... Favorite movie is Pulp Fiction ... Chose Oregon State because "it is one of the best baseball programs in the country."

Edén's Career Single-Game Highs

Innings pitched: 1.2, vs Pacific, Feb 16, 2014
 Walks allowed: 2, Arizona State, Mar 23, 2014
 Strikeouts: 3, vs Pacific, Feb 16, 2014
 Batters faced: 11, vs Pacific, Feb 16, 2014
 Field chances: 1, vs Washington, Feb 24, 2014
 Assists: 1, vs Washington, Feb 24, 2014
 Runners CS: 1, vs Michigan State, Feb 22, 2014



Max Engelbrekt #34 LHP

Sophomore • 6'3" • 195 • 2L
 Bats/Throws: L/L
 Seattle, Wash.
 Bishop Blanchet

2014

Appeared in 17 games, all in relief, and was 0-1 with a 2.84 ERA in 12 2/3 innings ... Saved one game ... Tossed a perfect inning of relief in the regular season finale against USC (5/25) ... Worked 1 2/3 innings in a non-conference game against Oregon, striking out one in a perfect outing (5/20) ... Tossed a scoreless inning of relief against Portland (5/13) ... Worked 1 2/3 innings of scoreless relief against UCLA (5/10) ... Worked two innings against Oregon, allowing three hits with one unearned run while posting two strikeouts (5/6) ... Earned the save with a scoreless ninth in the opener against Gonzaga (2/14).

Personal

Majoring in business ... Son of Dianne and Mark Engelbrekt ... Born September 30, 1993 ... Has one sister, Lily ... Favorite professional athlete is Felix Hernandez ... Favorite movie is Se7en and favorite TV show is The Wire ... Chose Oregon State "because of the competitiveness of the program."

**Engelbrekt's Career Single-Game Highs**

Innings pitched: 3.1, Arizona State, Mar 24, 2013
 Walks allowed: 4, Arizona State, Mar 24, 2013
 Strikeouts: 3, at Seattle, Apr 22, 2013 ; vs Utah Valley, Feb 15, 2013 ; Bryant, Mar 02, 2013
 Batters faced: 15, Arizona State, Mar 24, 2013
 Field chances: 2, at Arizona, Mar 16, 2013 ; UCLA, May 10, 2014
 Putouts: 1, 5 times
 Assists: 1, 7 times
 Runners CS: 1, at UCLA, Apr 06, 2013 ; at Oregon, May 06, 2014



Nate Esposito

#6 C

Junior • 5'10" • 186 • 3L
 Bats/Throws: R/R
 Granite Bay, Calif.
 Granite Bay

2014

Played in seven games, starting four, and was 3-for-9 (.333) with one walk ... Went 1-for-2 in a start against California (5/3) ... Made his first start of the season and went 1-for-2 with a walk against Stanford (4/5).

Personal

Major is undecided ... Born June 25, 1993 in Sacramento, Calif. ... Son of Julie and Pat Esposito ... Has two brothers, Nick and Vinny ... Father, Pat, played collegiate baseball at Cal Poly ... Enjoys ping pong and pool basketball in his spare time ... Favorite TV channel is ESPN and favorite movie is Pulp Fiction ... Favorite athlete is Derek Jeter ... Chose Oregon State because of "the excellent baseball program."

Esposito's Career Single-Game Highs

Hits: 2, at UCLA, Apr 06, 2013
 Total bases: 2, at UCLA, Apr 06, 2013
 RBI: 1, 5 times
 Runs scored: 1, 7 times
 Walks: 3 [t-6th], Utah, Apr 13, 2013
 Hit by pitch: 2 [t-2nd], at San Diego State, Feb 24, 2013
 Struck out: 2, Bryant, Mar 02, 2013 ; at San Diego, Mar 29, 2013 ; UCLA, May 10, 2014
 Sac flies: 1 [t-6th], Arkansas-Pine Bluff, Apr 14, 2012
 Sac bunts: 1, at California, May 03, 2014 ; at Oregon, May 20, 2014
 At bats: 5, at San Diego, Mar 29, 2013
 Field chances: 11, Utah, Apr 14, 2013
 Putouts: 10, Utah, Apr 14, 2013
 Assists: 2, at UCLA, Apr 07, 2013 ; at Nevada, Apr 10, 2012 ; at Oregon, May 20, 2014
 Runners CS: 1, 7 times



Mason Fishback

#37 C

Freshman • 6'0" • 178 • 1L
 Bats/Throws: R/R
 Rancho Cucamonga, Calif.
 Rancho Cucamonga

2014

Played in six games, garnering two at bats.

Personal

Majoring in exploratory studies ... Born September 19, 1994 ... Son of Geri and George Fishback ... Has one brother, Warren ... Is related to former MLB player Greg Colbrunn ... Enjoys camping in his spare time ... Favorite athlete is Josh Hamilton ... Favorite TV show is The Walking Dead ... Chose Oregon State "because of the great coaching staff, facilities and background."

Fishback's Career Single-Game Highs

At bats: 1, vs Nebraska, Feb 15, 2014 ; vs Pacific, Feb 16, 2014
 Field chances: 4, vs Pacific, Feb 16, 2014
 Putouts: 3, vs Pacific, Feb 16, 2014
 Assists: 1, vs Pacific, Feb 16, 2014



Kevin Flemer

#31 RHP

Freshman • 6'0" • 200 • 1L
 Bats/Throws: R/R
 El Cerrito, Calif.
 St. Mary's

2014

Pitched in nine games, all in relief, and was 0-0 with a 3.68 ERA in 7 1/3 innings ... Threw a scoreless eighth inning against Northern Illinois (3/9) ... Tossed 1 1/3 scoreless innings against Wright State (2/28) ... Earned a hold after allowing one hit and one run with one strikeout against Washington (2/24) ... Made his OSU debut with a perfect ninth against Pacific (2/17).

Personal

Majoring in economics ... Born June 11, 1995 ... Son of Ann and Paul Flemer ... Brother, Matt, pitched for California and was selected by Colorado in MLB Draft ... Enjoys jet-skiing, seeing movies and relaxing with family and friends in his spare time ... Favorite athlete is Justin Smith ... Chose Oregon State because of "the coaching, academics and the opportunity to be a part of a prestigious program."

Flemer's Career Single-Game Highs

Innings pitched: 2.0, vs Washington, Feb 24, 2014
 Walks allowed: 1, 6 times
 Strikeouts: 1, vs Washington, Feb 24, 2014 ; Wright State, Feb 28, 2014 ; at Arizona, Mar 28, 2014
 Batters faced: 9, vs Washington, Feb 24, 2014
 Field chances: 1, 4 times
 Putouts: 1, vs Pacific, Feb 17, 2014 ; vs Washington, Feb 24, 2014
 Assists: 1, vs Michigan State, Feb 22, 2014 ; Wright State, Mar 01, 2014
 Runners CS: 1, Wright State, Mar 01, 2014



Mak Fox

#17 LHP

Freshman • 6'3" • 190 • 1L
 Bats/Throws: L/L
 Auckland, New Zealand
 ACG Pernell College HS

2014

Appeared in six games, all in relief, and was 1-0 with a 3.86 ERA in seven innings ... Tossed an inning of scoreless relief in the midweek win against Oregon (5/6) ... Worked 1 2/3 innings against Portland, allowing one hit and two runs with three strikeouts (4/1) ... Threw a season-long



3 2/3 innings, allowing just four hits, and did not allow a run to get the win against Ohio State (3/11).

Personal

Majoring in exercise and sports science ... Born Oct. 29, 1995 in Brisbane, Australia ... Son of Selena Fox and Andrew Rolfe ... Has one sister, Joselyn, and one brother, Nick ... Enjoys playing the guitar in his spare time ... Favorite athlete is Arnold Schwarzenegger and favorite thrill is pitching for New Zealand at the WBC Qualifier ... Chose Oregon State because of "the winning tradition, the fantastic coaching staff and amazing facilities."

Fox's Career Single-Game Highs

Innings pitched: 3.2, Ohio State, Mar 11, 2014
Strikeouts: 3, at Portland, Apr 01, 2014
Batters faced: 13, Ohio State, Mar 11, 2014
Field chances: 1, Ohio State, Mar 11, 2014 ; at Oregon, May 06, 2014
Assists: 1, Ohio State, Mar 11, 2014



Jace Fry **#11**
LHP

Junior • 6'0" • 197 • 3L
Bats/Throws: L/L
Beaverton, Ore.
Southridge

Pac-12 Pitcher Of The Year
ABCA All-America First-Team
Perfect Game All-America Second-Team
NCBWA All-America First-Team
Collegiate Baseball All-America First-Team
Baseball America All-America Second-Team
Pac-12 First-Team

2014

Pitched in 16 games, all starts, and went 11-2 with a 1.80 ERA in a team-leading 120 1/3 innings ... Struck out 98 and held opponents to a .196 batting average ... Three-time Pac-12 Pitcher of the Week ... Threw four complete games and participated in five shutouts ... In Pac-12 play, was 8-1 with a 0.92 ERA in 78 1/3 innings ... Opponents batted just .159 against him ... Took the loss after allowing six hits and six runs in 6 2/3 innings against UC Irvine (5/31) ... Did not figure in the decision after allowing four hits and two runs in six innings against USC (5/23) ... Struck out nine and allowed seven hits in a complete-game shutout over Washington (5/17) ... Held UCLA to four hits and two runs with seven strikeouts in eight innings for his 10th win of the season (5/11) ... Named the Pac-12 and National Pitcher of the Week after holding California to one hit - in the third inning - in a complete-game shutout (5/4) ... Limited Oregon to one hit - the second batter of the game - while striking out a career-best 11 in eight innings for his eighth win (4/28) ... Did not figure in the decision after allowing nine hits and three runs in four innings against Sacramento State (4/21) ... Picked up win No. 7 with eight innings of work against Washington State, allowing three hits and a run with six strikeouts (4/13) ... Earned his seventh win with seven innings of work against Stanford, scattering 10 hits and a run with six strikeouts (4/6) ... Named Pac-12 Pitcher of the Week after holding Arizona to one hit in seven innings of work. Got the win after his no-hitter was broken up in eighth inning (3/30) ... Took the loss after scattering nine hits and four runs over 7 1/3 innings against Arizona State (3/23) ... Earned his fourth win with a three-hit shutout of Utah, striking out six while issuing no walks (3/16) ... Tossed the fifth no-hitter in Oregon State history, striking out a career-high 10 with just two walks in a win over Northern Illinois (3/8) ... Picked up the win after allowing seven hits and two runs in 8 1/3 innings in a start against Wright State (3/1) ... Did not figure in the decision after allowing nine hits and five runs in seven innings against Michigan State (2/22) ... Started against Nebraska and

worked seven innings, allowing nine hits and two runs while striking out five for the in (2/15).

Personal

Major is undecided ... Born July 9, 1993 ... Son of Candy Baur and Steve Fry ... Has two brothers, D'Cota and Storm, and two sisters, Stephanie and Skyler ... Enjoys ping pong and boating in his spare time ... Chose Oregon State because of "great history, they're contenders and good teammates and coaches."

Fry's Career Single-Game Highs

Innings pitched: 9.0 [t-2nd], 7 times
Walks allowed: 5 [t-6th], at Washington State, Apr 13, 2014
Strikeouts: 11 [t-8th], Oregon, Apr 27, 2014
Batters faced: 36 [5th], Washington, May 17, 2014
Field chances: 4, 5 times
Putouts: 1, vs Mississippi State, Jun 21, 2013 ; at Utah, May 12, 2012
Assists: 4, 5 times
Runners CS: 1, 6 times



Caleb Hamilton **#14**
IF

Freshman • 5'11" • 179 • 1L
Bats/Throws: R/R
Woodinville, Wash.
Woodinville

2014

Played in 54 games, including 50 starts, and batted .231 with six doubles, one triple, one home run and 17 RBI ... Collected 25 walks ... Was 7-for-9 in stolen-base attempts ... Played in 27 Pac-12 games, batting .202 with three doubles, one home run and 13 RBI ... Went 2-for-4 with two runs scored against UNLV (6/1) ... Blooped a two-run single down the left field line in the fourth and went 2-for-3 with a walk against Washington (5/18) ... Drove in two runs on a bloop single to center against Oregon (4/26) ... Hit his first home run, coming in the sixth, in the series opener against Oregon (4/25) ... Drove in a run and went 2-for-4 against Washington State (4/12) ... Went 2-for-4 with a double against Arizona (3/28) ... Drove home two runs in the win over Utah (3/14) ... Drove in a season-high three runs and went 1-for-4 with a run and a walk against Wright State (3/2) ... Tripled and went 1-for-4 against Washington (2/24) ... Tallied a 3-for-4 effort against Nebraska (2/21) ... Tallied two hits and scored two runs against Pacific (2/16) ... Drove home a run and went 2-for-4 in the win over Nebraska (2/15).

Personal

Majoring in exploratory studies ... Born February 5, 1995 ... Son of Linda and John Hamilton ... Has one brother, Micah ... Uncle, Paul, wrestled at Oregon State in 1988 ... Enjoys wakeboarding, surfing and snowboarding in his spare time ... Favorite athlete is Derek Jeter ... Chose Oregon State "because of the coaches and the players' willingness to compete every day and win."

Hamilton's Career Single-Game Highs

Hits: 3, vs Nebraska, Feb 21, 2014
Doubles: 1, 6 times
Triples: 1 [t-2nd], vs Washington, Feb 24, 2014
Home runs: 1 [t-8th], Oregon, Apr 25, 2014
Total bases: 4, Oregon, Apr 25, 2014
RBI: 3, Wright State, Mar 02, 2014
Runs scored: 3 [t-8th], Wright State, Mar 01, 2014
Walks: 2, 4 times
Hit by pitch: 1, 6 times
Struck out: 3 [t-4th], at Utah, Mar 15, 2014 ; at California, May 03, 2014



Sac flies: 1 [t-6th], vs Michigan State, Feb 22, 2014 ; Wright State, Mar 02, 2014 ; at Arizona, Mar 30, 2014

Sac bunts: 1, 5 times

At bats: 5, vs Indiana, Feb 23, 2014 ; at California, May 02, 2014 ; at USC, May 23, 2014

Stolen bases: 2 [t-1st], Stanford, Apr 06, 2014

Caught stealing: 1 [t-3rd], Oregon, Apr 27, 2014 ; at USC, May 25, 2014

Field chances: 11, at USC, May 24, 2014

Putouts: 4, at California, May 03, 2014 ; at USC, May 24, 2014

Assists: 7 [t-9th], at USC, May 24, 2014



Jeff Hendrix #40 OF

Sophomore • 5'11" • 191 • 2L

Bats/Throws: L/R

Corvallis, Ore.

Santiam Christian

Pac-12 First-Team

2014

Played in 46 games, starting 43, and batted .351 with 11 doubles, five triples, two home runs and 32 RBI351 batting average finished third in the Pac-12 ... Played in 29 Pac-12 games, batting .339 with three doubles, three triples, two home runs and 14 RBI ... Doubled twice, went 3-for-3 and walked once against UC Irvine (6/1) ... Tripled and went 1-for-3 with a walk against UNLV (6/1) ... Tripled, drove in a run and went 2-for-4 in a midweek win over Portland (5/13) ... Hit his second home run of the season and went 3-for-5 with two runs and three RBI against UCLA (5/11) ... Went 3-for-5 with three runs scored against UCLA (5/10) ... Drove in the game-winning run with a 12th-inning sacrifice fly and finished 2-for-5 with two doubles and three RBI in the midweek win over Oregon (5/6) ... Was a double short of the cycle, going 3-for-4 with three RBI and four runs scored in the opener at California (5/2) ... Singled three times and scored twice in the opener against Oregon (4/25) ... Drove in two in the midweek finale against Sacramento State (4/22) ... Doubled, drove in two and went 2-for-4 with two runs scored in the series finale win at Washington State (4/13) ... Drove in the game-winning run in the 13th inning against Stanford (4/5) ... Went 2-for-5 and drove in a run on the strength of a double and a walk against Arizona (3/30) ... Set a career-high in both hits (four) and runs scored (four) in the series-opening win against Arizona (3/28) ... Tallied a 1-for-3 effort with two runs and two RBI in the finale against Pacific (2/17) ... Drove in three and went 1-for-2 with three runs, three walks and a double against Pacific (2/16) ... Drove in the game-winning run in the eighth and set a career-high with three hits in the season opener against Gonzaga (2/14).

Personal

Major is undecided ... Born July 16, 1993 ... Son of Paula and Bart Hendrix ... Has one older sister, Kiersten, and one younger brother, Daniel ... Father, Bart, played football, track and wrestling at Pacific University from 1982-84 ... Enjoys sports, video games and hanging out with friends in his spare time ... On Santiam Christian Honor Roll in each of his four years and was honored as National Scholar Athlete Award at his 2012 graduation ... Chose Oregon State because "it has always been my dream to play and attend Oregon State."

Hendrix's Career Single-Game Highs

Hits: 4 [t-2nd], at Arizona, Mar 28, 2014

Doubles: 2 [t-1st], UC Irvine, Jun 01, 2014 ; at Oregon, May 06, 2014

Triples: 1 [t-2nd], 5 times

Home runs: 1 [t-8th], at California, May 02, 2014 ; UCLA, May 11, 2014

Total bases: 8 [t-7th], at California, May 02, 2014

RBI: 3, at California, May 02, 2014 ; at Oregon, May 06, 2014

Runs scored: 4 [t-1st], at Arizona, Mar 28, 2014 ; at California, May 02, 2014

Walks: 3 [t-6th], vs Pacific, Feb 16, 2014

Hit by pitch: 2 [t-2nd], at California, May 02, 2014

Struck out: 2, 9 times

Sac flies: 1 [t-6th], at California, May 03, 2014 ; at Oregon, May 06, 2014 ; at USC, May 23, 2014

At bats: 6 [t-5th], Stanford, Apr 05, 2014 ; at Washington State, Apr 12, 2014

Stolen bases: 2 [t-1st], Bryant, Mar 02, 2013 ; UCLA, May 10, 2014

Caught stealing: 1 [t-3rd], at Sacramento State, Apr 21, 2014

Field chances: 6, UC Irvine, Jun 01, 2014 ; at Utah, Mar 15, 2014 ; at California, May 02, 2014

Putouts: 6, UC Irvine, Jun 01, 2014 ; at Utah, Mar 15, 2014 ; at California, May 02, 2014

Assists: 1, vs Gonzaga, Feb 14, 2014 ; at Arizona, Mar 28, 2014



Michael Howard #30 OF

Junior • 6'0" • 175 • 1L

Bats/Throws: L/L

Prescott, Ariz.

Prescott/Baylor/Yavapai JC

2014

Played in 43 games, starting 34, and batted .260 with six doubles and 12 RBI ... Walked 20 times ... Appeared in 20 Pac-12 games, batting .283 with three doubles and four RBI ... Doubled and walked in the regular season finale against USC (5/25) ... Doubled and went 3-for-5 in the opener at Cal (5/2) ... Went 2-for-4 and drove in a run in the finale against Oregon (4/27) ... Went 2-for-3 with an RBI in the finale at Arizona (3/30) ... Drove home three and went 1-for-2 with a run, walk and double against Wright State (3/2) ... Tallied a 3-for-4 effort and drove in two runs, his first at OSU, in the home opener against Wright State (2/28) ... Went 2-for-3 and scored a run in the win over Washington (2/24) ... Collected his first OSU hit in the win over Pacific (2/16).

Personal

Majoring in communications ... Born February 17, 1993 in Plano, Texas ... Son of Rebecca and Darcy Howard ... Has two brothers, Justin and Candon ... Enjoys camping, fishing and bowling in his spare time ... Favorite athlete is Miguel Cabrera ... Chose Oregon State because it's a "great school, with great facilities and a great group of teammates."

Howard's Career Single-Game Highs

Hits: 3, Wright State, Feb 28, 2014 ; at California, May 02, 2014

Doubles: 1, 6 times

Total bases: 4, at California, May 02, 2014

RBI: 3, Wright State, Mar 02, 2014

Runs scored: 2, Oregon, Apr 27, 2014

Walks: 2, 4 times

Struck out: 3 [t-4th], at Utah, Mar 15, 2014

Sac flies: 1 [t-6th], Wright State, Mar 02, 2014 ; Northern Illinois, Mar 09, 2014

Sac bunts: 1, 6 times

At bats: 5, Stanford, Apr 05, 2014 ; at California, May 02, 2014 ; at California, May 03, 2014

Stolen bases: 1, at Oregon, May 06, 2014

Caught stealing: 1 [t-3rd], Wright State, Feb 28, 2014

Field chances: 5, vs Washington, Feb 24, 2014 ; at USC, May 25, 2014

Putouts: 5, vs Washington, Feb 24, 2014 ; at USC, May 25, 2014



Logan Ice #33 C

Freshman • 5'9" • 182 • 1L
 Bats/Throws: S/R
 Puyallup, Wash.
 Rogers

Pac-12 Honorable Mention

2014

Played in 59 games, starting 53, and batted .250 with five doubles and 19 RBI ... Walked 40 times, second-most in the Pac-12 ... Played in 30 Pac-12 games, hitting .267 with three doubles and nine RBI ... Went 2-for-3 with a double and a run scored in the season finale versus UC Irvine (6/2) ... Hit the game-winning double with one down in the ninth in the 1-0 win over Washington (5/17) ... Set a career-best with four hits and drove in a run in the finale against UCLA (5/11) ... Extended his hit streak to five games with a 2-for-5 day in the midweek finale against Sacramento State (4/22) ... Singled three times and scored two runs in the series finale versus Utah (3/16) ... Went 1-for-4 and drove in two runs with a double in the fourth inning against Washington (2/24) ... Drove in three on the strength of a 2-for-4 effort against Indiana (2/23) ... Tallied his first career multi-hit game with a 2-for-3 effort against Pacific (2/17) ... Collected his first OSU hit in the win over Pacific (2/16).

Personal

Major is undeclared ... Born May 27, 1995 in Tacoma, Wash. ... Son of Sheri and Steve Ice ... Enjoys watching football, baseball and basketball and hanging out with friends in his spare time ... Favorite athlete is Yadier Molina ... Chose Oregon State because of "the history and coaching staff can get me to the goals I have."

Ice's Career Single-Game Highs

Hits: 4 [t-2nd], UCLA, May 11, 2014
 Doubles: 1, 5 times
 Total bases: 4, UCLA, May 11, 2014
 RBI: 3, vs Indiana, Feb 23, 2014
 Runs scored: 2, Northern Illinois, Mar 09, 2014 ; at Utah, Mar 16, 2014
 Walks: 3 [t-6th], at Portland, Apr 01, 2014 ; at Washington State, Apr 12, 2014 ; vs Nebraska, Feb 15, 2014
 Hit by pitch: 1, at Portland, Apr 01, 2014 ; vs Pacific, Feb 17, 2014 ; Northern Illinois, Mar 07, 2014
 Struck out: 2, vs Portland, May 13, 2014
 Sac flies: 1 [t-6th], 4 times
 Sac bunts: 2 [t-2nd], at Utah, Mar 14, 2014
 At bats: 5, 4 times
 Stolen bases: 1, 5 times
 Field chances: 16, North Dakota State, May 30, 2014
 Putouts: 15, North Dakota State, May 30, 2014
 Assists: 5, Arizona State, Mar 23, 2014
 Runners CS: 1, 18 times



Brandon Jackson #18 RHP

Senior • 6'0" • 184 • 2L
 Bats/Throws: R/R
 Roseburg, Ore.
 Roseburg/Western Nevada

2014

Appeared in 16 games, all in relief, and went 0-1 with a 3.97 ERA in 11 1/3 innings ... Allowed one hit and one unearned run with two strikeouts in the opener against Washington (5/16) ... Tossed 1 2/3 scoreless innings of relief against Washington State, recording one strikeout (4/11) ... Threw to one batter and got a double play in the opener against Arizona (3/28) ... Toss 1 2/3 innings of scoreless relief against Ohio State (3/11).

Personal

Majoring in sociology ... Born April 30, 1992 ... Son of Alicia and Rodney Jackson ... Has two younger brothers, Brentt and Brett, and two older sisters, Jessica and Alissa ... Enjoys golfing, hanging out with friends and swimming in his spare time ... Favorite TV show is SportsCenter and favorite movie is 61* ... Chose Oregon State because "it has always been my dream to play for Oregon State."

Jackson's Career Single-Game Highs

Innings pitched: 4.1, at San Diego State, Feb 24, 2013
 Walks allowed: 2, at Seattle, Apr 22, 2013 ; at San Diego State, Feb 24, 2013 ; at UC Irvine, May 31, 2014
 Strikeouts: 5, Bryant, Mar 03, 2013 ; Texas State, Mar 09, 2013
 Batters faced: 17, at San Diego State, Feb 24, 2013
 Field chances: 2, Oregon, Apr 09, 2013 ; at San Diego State, Feb 24, 2013
 Putouts: 1, at Arizona, Mar 15, 2013
 Assists: 2, Oregon, Apr 09, 2013 ; at San Diego State, Feb 24, 2013
 Runners CS: 1, Arizona State, Mar 23, 2014 ; Washington, May 16, 2014



Dan James #13 IF

Freshman • 5'11" • 185 • 1L
 Bats/Throws: L/R
 Orange, Calif.
 El Toro

2014

Played in three games, going 0-for-6.

Personal

Majoring in criminal justice ... Born August 27, 1994 in Mission Viejo, Calif. ... Son of Sandi and Mike James ... Has two brothers, Kevin and Matt ... Favorite athlete is Joe Mauer and favorite TV show is ESPN's SportsCenter ... Chose Oregon State "because it felt more like a family than anywhere else."

James' Career Single-Game Highs

Struck out: 2, at Oregon, May 06, 2014
 At bats: 4, at Oregon, May 06, 2014
 Field chances: 9, at Oregon, May 06, 2014
 Putouts: 8, at Oregon, May 06, 2014
 Assists: 1, at Oregon, May 06, 2014

**Gavin Keyes** **#3**
INFSenior • 5'11" • 193 • 4L
Bats/Throws: S/R
Sandy, Utah
Alta**2014**

Appeared in 43 games, starting 40, and batted .329 with seven doubles, two triples, a home run and 23 RBI ... In 18 Pac-12 games, batted .286 with 12 RBI ... Ended his OSU career with a 2-for-4 effort in the finale against UC Irvine (6/2) ... Went 2-for-2 with an RBI and two walks against UC Irvine (6/1) ... Tripled and went 2-for-4 with two RBI against UNLV (6/1) ... Provided OSU's only runs with a two-run single in the first inning against Stanford in the 2-1 series finale win (4/6) ... Tripled and went 2-for-5 with three RBI in the series finale at Arizona (3/30) ... Went 2-for-6 and drove in a run in the opener at Arizona (3/28) ... Hit a solo home run and went 2-for-5 against Utah (3/15) ... Went 3-for-5 and drove home two runs in the opener against Utah (3/14) ... Posted a 3-for-4 effort with three runs and a double in the home opener against Wright State (2/28) ... Tied a career-high with four hits, all singles, while scoring a run in the win over Washington (2/24) ... Tallied second consecutive 2-for-4 effort with an RBI and double against Indiana (2/23) ... Drove in two with a double in the eighth and went 2-for-4 against Michigan State (2/22) ... Came off the bench and went 3-for-3 with two runs and a double against Pacific (2/17) ... Went 3-for-5 with a run and a double and drove home three runs against Nebraska (2/15).

Personal

Major is undecided ... Born April 25, 1992 ... Son of Bob Keyes and Shauna Robinson ... Has one brother, Kyle, and one sister, Savanna ... Was a member of the Honor Roll throughout his high school tenure ... Favorite TV show is Two And A Half Men and favorite movie is Old School.

Keyes' Career Single-Game Highs

Hits: 4 [t-2nd], vs Washington, Feb 24, 2014 ; at Kansas State, Jun 09, 2013 ; at California, Mar 18, 2012
Doubles: 2 [t-1st], at San Diego State, Feb 24, 2013 ; at Utah, May 12, 2012 ; vs Washington, May 13, 2011
Triples: 1 [t-2nd], 6 times
Home runs: 1 [t-8th], 4 times
Total bases: 7, Washington State, May 24, 2013
RBI: 4, Portland, May 15, 2012
Runs scored: 4 [t-1st], at Kansas State, Jun 09, 2013
Walks: 2, 11 times
Hit by pitch: 2 [t-2nd], at UC Santa Barbara, Feb 17, 2012 ; Wright State, Mar 02, 2014
Struck out: 3 [t-4th], at USC, May 25, 2014
Sac flies: 1 [t-6th], 13 times
Sac bunts: 2 [t-2nd], Connecticut, Mar 10, 2012
At bats: 6 [t-5th], at UC Santa Barbara, Feb 18, 2012 ; at Arizona, Mar 28, 2014
Stolen bases: 1, 12 times
Caught stealing: 1 [t-3rd], 4 times
Field chances: 19 [t-1st], at Utah, May 12, 2012
Putouts: 17 [t-4th], at Utah, May 12, 2012 ; Oregon, May 25, 2012
Assists: 6, Arizona State, Mar 23, 2013
Runners CS: 1, Northern Illinois, Mar 08, 2014

**Billy King** **#19**
IF/OFFreshman • 6'2" • 207 • HS
Bats/Throws: L/L
Anacortes, Wash.
Anacortes**2014**

Started, walked twice and scored a run in the finale against Oregon (4/27) ... Drove in the game-winning run in the fourth on his first career hit in the win over Washington (2/24).

Personal

Majoring in exercise and sports science ... Born April 30, 1995 ... Son of Beverly and Bill King ... Has one sister, Katie ... Enjoys snowboarding, ping pong, bonfires and video games in his spare time ... Was on the National Honor Society and Honor Roll in high school ... Favorite athlete is Mike Trout ... Favorite TV show is Fresh Prince of Bel Air ... Chose Oregon State because of "the coaches, the campus, the location and the baseball history."

King's Career Single-Game Highs

Hits: 1, vs Washington, Feb 24, 2014
Total bases: 1, vs Washington, Feb 24, 2014
RBI: 1, vs Washington, Feb 24, 2014
Runs scored: 1, Oregon, Apr 27, 2014
Walks: 2, Oregon, Apr 27, 2014
Struck out: 1, 4 times
At bats: 4, vs Washington, Feb 24, 2014
Field chances: 8, Oregon, Apr 27, 2014
Putouts: 7, Oregon, Apr 27, 2014

**Tyler Mildenberg** **#4**
IFFreshman • 5'11" • 181 • 1L
Bats/Throws: L/R
Huntington Beach, Calif.
Marina**2014**

Played in 12 games, going 3-for-8 (.375) with one RBI ... Went 2-for-3 with an RBI in the first game of a DH against Wright State (3/1) ... Posted his first career hit in a 1-for-2 effort against Wright State (2/28).

Personal

Major is undecided ... Born February 28, 1995 in Irvine, Calif. ... Son of Wendy and Robert Mildenberg ... Enjoys surfing, frisbee golf and playing the guitar in his spare time ... Favorite athlete is Josh Hamilton ... Favorite TV show is Cops ... Chose Oregon State because "I felt this school and I fit perfectly."

Mildenberg's Career Single-Game Highs

Hits: 2, Wright State, Mar 01, 2014
Total bases: 2, Wright State, Mar 01, 2014
RBI: 1, Wright State, Mar 01, 2014
Runs scored: 1, Wright State, Mar 02, 2014 ; at Arizona, Mar 29, 2014
Walks: 1, vs Pacific, Feb 16, 2014 ; Wright State, Mar 02, 2014 ; Arizona State, Mar 23, 2014
Struck out: 1, vs Nebraska, Feb 21, 2014 ; Wright State, Feb 28, 2014
Sac bunts: 1, Wright State, Mar 01, 2014



At bats: 3, Wright State, Mar 01, 2014
Field chances: 1, vs Pacific, Feb 16, 2014
Assists: 1, vs Pacific, Feb 16, 2014



Andrew Moore #23 RHP

Sophomore • 5'11" • 184 • 1L
Bats/Throws: R/R
Eugene, Ore.
North Eugene

2014

Appeared in 16 games, with 14 starts, and went 6-5 with a 2.77 ERA in 94 1/3 innings ... Struck out 68 ... In Pac-12 play, was 4-3 with a 3.41 ERA in 10 games, all starts, and 63 1/3 innings ... Set a career-high and Oregon State postseason record with 14 strikeouts in eight innings in the 2-1 win over North Dakota State (5/30) ... Saddled with a loss after allowing four hits and two runs - one earned - in 4 2/3 innings at USC (5/25) ... Took the loss against Washington, allowing five hits and three runs in 5 2/3 innings (5/16) ... Earned his fifth win after allowing 10 hits and three runs in 6 2/3 innings against UCLA (5/10) ... Did not figure in the decision after scattering six hits and two runs in 7 2/3 innings against California (5/3) ... Held Oregon to four hits and two runs in eight innings while striking out seven for the win (4/26) ... Took the loss after allowing two hits and a run in 2/3 of an inning in a relief effort versus Sacramento State (4/21) ... Earned his third win after allowing 11 hits and five runs over 5 2/3 innings at Washington State (4/12) ... Did not figure in the decision after holding Stanford to eight hits and no runs with seven strikeouts in seven innings in a 1-0 win in 13 innings (4/5) ... Took the loss after allowing 10 hits and six runs in three innings at Arizona (3/29) ... Did not figure in the decision after allowing 10 hits and two runs in 8 2/3 innings against ASU (3/22) ... Picked up his second win after allowing eight hits and one run in 6 1/3 innings at Utah (3/15) ... Earned his first win after tossing 7 2/3 scoreless innings against Wright State, striking out six (2/28) ... Took the loss against Nebraska after allowing six hits and five runs in 6 2/3 innings (2/21) ... Started opening day against Gonzaga and did not figure in the decision after allowing three runs - one earned - and five hits with four strikeouts in six innings (2/14).

Personal

Major is undecided ... Born June 2, 1994 ... Son of Estelle Coreris-Moore and Harold Moore ... Has one older brother, Bradley ... Enjoys playing sports, hanging out with friends and watching TV in his spare time ... Favorite professional athlete is Hunter Pence and his favorite movie is The Dark Knight Rises ... Chose Oregon State because "it's close to home, best college baseball program, unbelievable atmosphere at Goss Stadium and the great coaching staff with the great academics."

Moore's Career Single-Game Highs

Innings pitched: 9.0 [t-2nd], California, May 04, 2013 ; at Oregon, May 18, 2013 ; Washington State, May 25, 2013
Walks allowed: 4, Stanford, Apr 05, 2014 ; Washington, May 16, 2014
Strikeouts: 14 [t-1st], North Dakota State, May 30, 2014
Batters faced: 35 [t-6th], Arizona State, Mar 22, 2014
Field chances: 6, California, May 04, 2013
Putouts: 2, Washington State, May 25, 2013
Assists: 6, California, May 04, 2013
Runners CS: 1, 11 times



Trevor Morrison #7 IF

Freshman • 5'11" • 173 • 1L
Bats/Throws: L/R
Bothell, Wash.
Archbishop Murphy

2014

Played in and started all 59 games ... Batted .225 with three doubles, five triples and 17 RBI with 34 walks ... Batted .214 with four triples and 12 RBI in Pac-12 play ... Tripled, scored a run and went 2-for-4 against USC (5/23) ... Tripled and drove in two on a single in the fifth inning in the opener against Washington (5/16) ... Tripled in the Beavers' first run, in the fifth, against UCLA (5/9) ... Tallied two hits in three at bats and walked in the finale against Oregon (4/27) ... Went 2-for-4 and scored three runs against Wright State (3/2) ... Tripled, walked, scored two runs and went 2-for-4 against Michigan State (2/22) ... Extended his hit streak to five games with a 2-for-4 effort against Nebraska, his first career multi-hit game (2/21) ... Doubled and scored two runs in the season opener against Gonzaga (2/14).

Personal

Majoring in pre-business ... Born April 21, 1995 in Kirkland, Wash. ... Son of Liz and Chris Morrison ... Has one brother, Geoffrey ... Favorite athlete is Darwin Barney ... Favorite TV shows are Family Guy and ESPN's SportsCenter ... Chose Oregon State because "I know we have the best coaches in the Pac-12, the best stadium and I love the campus."

Morrison's Career Single-Game Highs

Hits: 2, 11 times
Doubles: 1, at Sacramento State, Apr 21, 2014 ; vs Gonzaga, Feb 14, 2014 ; at Arizona, Mar 29, 2014
Triples: 1 [t-2nd], 5 times
Total bases: 4, vs Michigan State, Feb 22, 2014 ; Washington, May 16, 2014 ; at USC, May 23, 2014
RBI: 2, at Utah, Mar 16, 2014 ; UCLA, May 10, 2014 ; Washington, May 16, 2014
Runs scored: 3 [t-8th], Wright State, Mar 02, 2014
Walks: 3 [t-6th], Portland, Mar 04, 2014
Hit by pitch: 2 [t-2nd], Wright State, Mar 01, 2014
Struck out: 3 [t-4th], at Arizona, Mar 28, 2014 ; at Arizona, Mar 29, 2014 ; at Oregon, May 06, 2014
Sac flies: 1 [t-6th], vs Pacific, Feb 16, 2014 ; UCLA, May 11, 2014
Sac bunts: 1, 7 times
At bats: 5, 9 times
Stolen bases: 1, 8 times
Caught stealing: 1 [t-3rd], at Utah, Mar 16, 2014
Field chances: 9, 4 times
Putouts: 5, at California, May 02, 2014
Assists: 9 [1st], Oregon, Apr 27, 2014

**Tyler
Painton** **#25**
LHPRedshirt Junior • 6'4" • 201 • 2L
Bats/Throws: L/L
Bakersfield, Calif.
Centennial/Bakersfield CC**2014**

Pitched in one game, throwing 1/3 of an inning.

Personal

Majoring in exercise and sports science ... Born February 20, 1992 ... Son of Kim and Jim Painton ... Has one sister, McKenna ... Father, Tim, played baseball at Fresno State and in the Minors with the San Francisco Giants and California Angels organizations from 1980-81 ... Member of Dean's List and National Honor Roll in high school ... Enjoys the beach, playing golf and longboarding in his spare time ... Favorite professional athlete is Jon Lester and favorite movie is The Sandlot ... Chose Oregon State "for the academics and the long successes of Oregon State baseball."

Painton's Career Single-Game HighsInnings pitched: 6.0, vs UC Riverside, Feb 18, 2013
Walks allowed: 2, vs UC Riverside, Feb 18, 2013
Strikeouts: 4, vs UC Riverside, Feb 18, 2013
Batters faced: 21, vs UC Riverside, Feb 18, 2013
Field chances: 2, at San Diego, Mar 28, 2013
Putouts: 1, at San Diego, Mar 28, 2013
Assists: 1, vs UC Riverside, Feb 18, 2013 ; at San Diego, Mar 28, 2013
Runners CS: 1, vs UC Riverside, Feb 18, 2013**Andy
Peterson** **#1**
INFSenior • 5'10" • 168 • 2L
Bats/Throws: R/R
La Palma, Calif.
Kennedy/Santa Ana Junior College**2014**

Played in 54 games, all starts, and batted .237 with eight doubles, two triples and 14 RBI ... Saw action in 26 Pac-12 games, all starts, and batted .262 with four doubles, two triples and seven RBI ... Drove home a run and finished with two hits in the midweek win over Oregon (5/6) ... Extended his hit streak to nine games with a 1-for-3 effort in the finale against Cal, scoring two runs (5/4) ... Pushed his hit streak to seven games by going 2-for-5 with three runs and a triple against Cal (5/2) ... Drove in a run and went 2-for-4 with a run scored in the series finale win at Washington State (4/13) ... Pushed hit streak to six games with a 2-for-5 effort against Arizona State, scoring a run and driving in a run (3/22) ... Posted a 2-for-5 effort and scored two runs in the series finale victory over Utah (3/16) ... Doubled twice and went 2-for-5 with two runs against NIU (3/7) ... Scored three runs and doubled in the win over Pacific (2/16) ... Went 2-for-4 in the opener against Gonzaga (2/14).

Personal

Majoring in liberal arts ... Born April 19, 1992 ... Son of Debra and Walt Peterson ... Has two older brothers, John and Matt ... Enjoys fishing, golf, ping pong, football and going to the beach in his spare time ... Scholar-Athlete during his tenure in high school ... Favorite professional athletes are Tom Brady and Dustin Pedroia ... Favorite movie is Forrest Gump ... Chose Oregon State because of the "great tradition, coaches, past excel-

lence and great facilities."

Peterson's Career Single-Game HighsHits: 4 [t-2nd], at Oregon, May 18, 2013
Doubles: 2 [t-1st], Northern Illinois, Mar 07, 2014
Triples: 1 [t-2nd], at Arizona, Mar 28, 2014 ; at California, May 02, 2014
Total bases: 4, 4 times
RBI: 2, 7 times
Runs scored: 3 [t-8th], 6 times
Walks: 2, 4 times
Hit by pitch: 1, 13 times
Struck out: 3 [t-4th], Bryant, Mar 02, 2013 ; at San Diego, Mar 28, 2013
Sac flies: 1 [t-6th], 5 times
Sac bunts: 2 [t-2nd], Kansas State, Jun 08, 2013 ; UCLA, May 10, 2014 ; UTSA, May 31, 2013
At bats: 7 [t-1st], at Oregon, May 06, 2014
Stolen bases: 2 [t-1st], Texas State, Mar 08, 2013
Caught stealing: 1 [t-3rd], 7 times
Field chances: 12, at San Diego State, Feb 24, 2013
Putouts: 6, at Washington, Apr 20, 2013 ; at San Diego State, Feb 24, 2013 ; Arizona State, Mar 24, 2013
Assists: 7 [t-9th], Stanford, Apr 05, 2014 ; at Arizona, Mar 16, 2013**John
Pomeroy** **#35**
RHPFreshman • 6'5" • 210 • 1L
Bats/Throws: L/R
Mossyrock, Wash.
Mossyrock**2014**

Pitched in one game, issuing a walk.

Personal

Majoring in psychology ... Born October 9, 1994 ... Son of Trudi and Bill Pomeroy ... Has two sisters, Emily and Hannah ... Enjoys quad riding and video games in his spare time ... Favorite athlete is former Western Oregon softball pitcher and sister Hannah Pomeroy ... Favorite movies are The Sandlot and Anchorman ... Chose Oregon State because of "a winning tradition, academic opportunities and the best instruction baseball-wise."

Pomeroy's Career Single-Game HighsWalks allowed: 1, vs Nebraska, Feb 21, 2014
Batters faced: 1, vs Nebraska, Feb 21, 2014**Zack
Reser** **#38**
LHPRedshirt Junior • 6'1" • 204 • 3L
Bats/Throws: L/L
Beaverton, Ore.
Westview**2014**

Made appearances in 19 games, going 5-0 with a 1.71 ERA in 26 1/3 innings ... Finished with one save ... Threw in eight league games, allowing just seven hits in 8 1/3 innings ... Worked 1 2/3 innings of scoreless relief against Oregon (5/6) ... Threw a career-long 4 1/3 innings and picked up the win over Sacramento State after holding the Hornets to four hits and a run (4/22) ... Tossed a career-long 4 1/3 innings of scoreless relief



against Washington State, allowing just one hit with three strikeouts for the save (4/12) ... Worked a scoreless eighth in the 2-1 series finale victory over Stanford (4/6) ... Picked up his third win after going 3 2/3 scoreless innings of relief against Portland, striking out a career-best four (4/1) ... Worked a career-long four innings, striking out two, in a relief appearance against NIU, getting the win (3/9) ... Earned the win with a scoreless inning of relief against Gonzaga (2/14).

Personal

Majoring in business ... Born April 23, 1992 in Portland, Ore. ... Son of Jane and Marty Reser and the grandson of Pat and Al Reser ... Father, Marty, wrestled at OSU as did his brother, Alex ... Also has one sister, Nikki ... Loves to dance and wakeboard when not on the diamond ... Was on the Honor Roll at Westview every year ... Favorite athlete is Albert Pujols and favorite movie is Ace Ventura: Pet Detective ... Chose Oregon State because he "loved the atmosphere and the baseball coaches."

Reser's Career Single-Game Highs

Innings pitched: 4.1, at Sacramento State, Apr 22, 2014
 Walks allowed: 2, at Washington, Apr 20, 2013
 Strikeouts: 4, at Portland, Apr 01, 2014
 Batters faced: 15, at Portland, Apr 01, 2014
 Field chances: 3, at Washington State, Apr 12, 2014
 Putouts: 1, vs UC Riverside, Feb 17, 2013
 Assists: 3, at Washington State, Apr 12, 2014
 Runners CS: 2 [t-1st], at Arizona State, Apr 05, 2012



Nick Rulli #12 OF

Redshirt Senior • 6'1" • 185 • 3L
 Bats/Throws: R/R
 Lake Oswego, Ore.
 Lake Oswego/San Joaquin JC

2014

Played in 34 games, starting 15, and batted .298 with three doubles, two triples and seven RBI ... Batted .238 in 15 Pac-12 games, with one triple and one RBI ... Tripled as a pinch hitter, and scored a run in the eighth in the season finale against UC Irvine (6/2) ... Singled home the game's first run and went 1-for-3 with a walk against Portland (5/13) ... Drove in a run and went 2-for-4 against UCLA (5/10) ... Doubled, scored two runs and went 2-for-4 in the midweek finale against Sacramento State (4/22) ... Tripled, scored a run and went 2-for-3 against Arizona State (3/22) ... Set career highs with two hits and three RBI in the win over Indiana (2/23) ... Went 1-for-4 with two runs scored and drove in a run in the win over Nebraska (2/15).

Personal

Majoring in business ... Born March 30, 1991 in Portland, Ore., and considers Lake Oswego, Ore., his hometown ... Son of Christine and Nick Rulli ... Has two sisters, Alexandra and Arianna ... Enjoys golf, basketball and music in his spare time ... Member of the honor roll his senior year of high school ... Favorite TV show is Hard Knocks ... Chose Oregon State because of the chance "to play baseball and achieve academic excellence."

Rulli's Career Single-Game Highs

Hits: 2, 4 times
 Doubles: 1, 4 times
 Triples: 1 [t-2nd], at UC Irvine, Jun 02, 2014 ; Arizona State, Mar 22, 2014
 Total bases: 4, Arizona State, Mar 22, 2014
 RBI: 3, vs Indiana, Feb 23, 2014
 Runs scored: 2, at Sacramento State, Apr 22, 2014 ; vs Nebraska, Feb 15, 2014
 Walks: 2, Wright State, Mar 01, 2014

Hit by pitch: 1, at Oregon, May 20, 2014

Struck out: 2, at San Diego State, Feb 24, 2012 ; Washington, May 18, 2014

Sac flies: 1 [t-6th], Arkansas-Pine Bluff, Apr 15, 2012

Sac bunts: 1, 5 times

At bats: 4, 4 times

Stolen bases: 1, 5 times

Caught stealing: 1 [t-3rd], vs Michigan State, Feb 22, 2014 ; Texas State, Mar 10, 2013 ; at Utah, Mar 14, 2014

Field chances: 4, Wright State, Mar 01, 2014 ; at Utah, Mar 14, 2014 ; Arizona State, Mar 21, 2014

Putouts: 4, Wright State, Mar 01, 2014 ; at Utah, Mar 14, 2014 ; Arizona State, Mar 21, 2014

Assists: 1, vs Nebraska, Feb 15, 2014 ; vs Michigan State, Feb 22, 2014



Scott Schultz #24 RHP

Senior • 6'3" • 206 • 4L
 Bats/Throws: R/R
 Gig Harbor, Wash.
 Gig Harbor

Pac-12 Honorable Mention

2014

Pitched in 24 games, starting five, and went 7-2 with a 1.61 ERA in 67 innings ... Opponents batted .198 against him ... Tossed three complete games ... Finished with six saves ... Was 2-1 with a 1.33 ERA in 13 Pac-12 appearances, all in relief ... League foes batted .216 against him ... Recorded 16 strikeouts to four walks in 20 1/3 innings ... Four saves during Pac-12 play ... Shut out UC Irvine, holding the Anteaters to two hits with four strikeouts in a complete-game effort (6/1) ... Recorded the final two outs for his sixth save in the win over NDSU (5/30) ... Tossed a complete-game shutout of UC Irvine, allowing just two hits, with four strikeouts (6/1) ... Threw a perfect ninth against UCLA for his fifth save (5/9) ... Walked two, struck out three and did not allow a hit in 4 1/3 innings in relief to get the midweek win against Oregon (5/6) ... Tallied the last 12/3 innings in the extra-inning win over Cal, including inducing a 4-6-3 double play with the winning run on third in the ninth, for the win (5/3) ... Saved his fourth game with a scoreless ninth against Oregon (4/26) ... Earned his third save by retiring the final two Oregon batters in a 3-1 series win (4/25) ... Picked up the save with a perfect ninth against Stanford (4/6) ... Tossed 4 2/3 innings of relief against Stanford, taking the win after striking out two, facing a minimum 14 batters (4/5) ... Threw two scoreless innings in the finale against Arizona (3/30) ... Tossed two shutout innings against Arizona State (3/21) ... Struck out three and allowed two runs and five hits in a seven-inning game against Northern Illinois, taking the win to improve to 3-1 (3/8) ... Took the loss after allowing three runs and five hits in 6 1/3 innings against Wright State (3/1) ... Earned the save after throwing two pitches for the final out in the first game of a DH against Wright State (3/1) ... Tossed a complete game against Indiana, scattering six hits and a run with six strikeouts for the win (2/23) ... Made his first start since 2011 and held Pacific to two runs and six hits while recording three strikeouts in seven innings for the victory (2/16).

Personal

Major is undecided ... Born December 15, 1991 in Tacoma, Wash. ... Son of Steve and Jennifer Schultz ... Has one brother, Robby ... Biggest athletic thrill to date is winning his league senior year ... Favorite athlete is Tim Lincecum and favorite TV channel is ESPN ... Chose Oregon State "to play baseball and have a chance to win."

**Schultz's Career Single-Game Highs**

Innings pitched: 9.0 [t-2nd], vs Indiana, Feb 23, 2014 ; UC Irvine, Jun 01, 2014

Walks allowed: 3, Vanderbilt, Jun 11, 2011 ; Wright State, Mar 01, 2014

Strikeouts: 6, vs Indiana, Feb 23, 2014 ; at Georgia, Jun 05, 2011

Batters faced: 33, vs Indiana, Feb 23, 2014 ; UC Irvine, Jun 01, 2014

Field chances: 3, Oregon, May 03, 2011

Putouts: 1, 11 times

Assists: 3, Oregon, May 03, 2011

Runners CS: 1, 7 times



Trent Shelton #26 LHP

Freshman • 6'3" • 187 • 1L

Bats/Throws: L/L

Lafayette, Calif.

Campolindo

2014

Pitched in 16 games, all in relief, and was 0-0 with a 4.72 ERA in 13 1/3 innings ... Saved two games ... Appeared in nine games in relief in Pac-12 play, going 0-0 with a 12.27 ERA in 3 2/3 innings ... Earned his second save with two shutout innings against Ohio State, allowing one hit and one walk with one strikeout (3/11) ... Picked up his first career save with a four-inning outing against Portland, striking out three, walking one and allowing one hit (3/4) ... Tossed a scoreless ninth against Nebraska (2/21).

Personal

Major is undecided ... Born June 24, 1994 in Antioch, Calif. ... Son of Cathy and Steve Shelton ... Uncle, Steve Ferguson, played collegiate baseball at St. Mary's ... Enjoys playing basketball, hanging with friends and going to the movies in his spare time ... Favorite athlete is Cole Hamels ... Chose Oregon State because it's "not too far away from home and is a big school that has a small school feel."

Shelton's Career Single-Game Highs

Innings pitched: 4.0, Portland, Mar 04, 2014

Walks allowed: 1, 6 times

Strikeouts: 3, Portland, Mar 04, 2014

Batters faced: 13, Portland, Mar 04, 2014

Field chances: 1, vs Portland, May 13, 2014

Assists: 1, vs Portland, May 13, 2014

Runners CS: 1, Ohio State, Mar 11, 2014



Jake Thompson #44 RHP

Freshman • 6'2" • 204 • 1L

Bats/Throws: R/R

Florence, Ore.

Siuslaw

2014

Appeared in 14 games, starting six, and went 3-2 with a 4.25 ERA in 36 innings ... Struck out 23 and limited opponents to a .203 batting average ... Pitched in five games in relief during Pac-12 play, going 0-0 with a 2.45 ERA in 3 2/3 innings ... Finished with an inning of scoreless relief in the midweek win over Oregon (5/6) ... Earned his third win with five scoreless innings against Portland, tossing seven strikeouts while allowing just one hit (3/4) ... Tossed seven scoreless innings in a start

against Pacific, striking out three, to get the win (2/17).

Personal

Majoring in business ... Born September 22, 1994 ... Son of Pam and Jon Thompson ... Has one brother, Joe ... Enjoys fishing, golf, watching movies and playing basketball in his spare time ... On National Honor Society in high school ... On Honor Roll for four years ... Favorite athlete is Prince Fielder ... Chose Oregon State because of "the history and the closeness of the baseball team."

Thompson's Career Single-Game Highs

Innings pitched: 7.0, vs Pacific, Feb 17, 2014

Walks allowed: 4, at Portland, Apr 01, 2014

Strikeouts: 7, Portland, Mar 04, 2014

Batters faced: 26, vs Pacific, Feb 17, 2014

Field chances: 5, at UC Irvine, Jun 02, 2014

Assists: 5, at UC Irvine, Jun 02, 2014

Runners CS: 1, Portland, Mar 04, 2014



Ben Wetzler #9 LHP

Senior • 6'1" • 195 • 4L

Bats/Throws: L/L

Clackamas, Ore.

Clackamas

ABCA All-America Second-Team**Perfect Game All-America Second-Team****Baseball America All-America First-Team****NCBWA All-America First-Team****Collegiate Baseball All-America First-Team****Pac-12 First-Team****2014**

Pitched in 14 games, including 13 starts, and led the Pac-12 with a 12-1 record ... Finished with the nation's lowest ERA at 0.78 - third-lowest in Pac-12 history and the lowest batting average against at .143 ... Allowed just 49 hits in 104 innings ... Struck out 83 and gave up nine earned runs ... Ended with four complete games and two shutouts ... Made 10 starts in Pac-12 play, finishing with a 9-1 record and 0.80 ERA ... Pac-12 opponents batted .153 against him ... Struck out 56 in 78 2/3 innings ... Allowed 40 hits ... Held UNLV to four hits and one run in a complete-game effort to pick up win No. 12 (6/1) ... Earned his ninth win after scattering three hits in a complete-game shutout of USC to send the Beavers to the outright Pac-12 crown (5/24) ... Named the Pac-12 and National Pitcher of the Week after holding Washington to two hits with nine strikeouts in a complete-game shutout (5/18) ... Picked up his eighth win after allowing eight hits and two runs over eight innings against UCLA (5/9) ... Won game No. 8 after allowing Cal five hits and one run in 7 2/3 innings (5/2) ... Became the program's winningest pitcher with his 31st all-time victory after holding Oregon to one run and five hits over 8 1/3 innings (4/25) ... Pitched 2/3 of an inning in relief against Sacramento State (4/21) ... Took the loss after allowing six hits and four runs - two earned - in 5 1/3 innings at Washington State (4/11) ... Earned his 30th career win - tying the program record - with a complete-game effort against Stanford, scattering four hits and an unearned run (4/4) ... Picked up his fifth win with 7 1/3 scoreless innings at Arizona, striking out six (3/28) ... Tossed seven shutout innings against Arizona State, striking out eight with two hits allowed to earn his fourth win (3/21) ... Won game No. 3 with eight innings in a start against Utah, allowing two hits and a run (3/14) ... Set a career-high with 12 strikeouts and held Northern Illinois to one hit over eight innings in the win over the Huskies (3/7) ... Made his 2014 debut and struck out five while allowing four hits in 7 2/3 innings for the win against Wright State (3/2).



Personal

Majoring in physical education ... Born September 12, 1991 in Portland, Ore. ... Son of Wynn and Kathy Mayfield ... Has two brothers, Jason and Zach, and one sister, Katelyn ... Enjoys camping and social events ... Member of the Honor Society at Clackamas ... Favorite athlete is LeBron James and favorite TV show is Entourage ... Biggest athletic thrill to date is winning two high school state titles ... Chose Oregon State because of the hometown feeling and the program's history.

Wetzler's Career Single-Game Highs

Innings pitched: 9.0 [t-2nd], 6 times

Walks allowed: 6 [t-2nd], at Washington State, Apr 11, 2014 ; at Washington State, May 18, 2012

Strikeouts: 12 [t-5th], Northern Illinois, Mar 07, 2014

Batters faced: 35 [t-6th], at Texas A&M, Jun 02, 2013

Field chances: 5, Wright State, Mar 02, 2014

Putouts: 2, Wright State, Mar 02, 2014

Assists: 3, 8 times

Runners CS: 2 [t-1st], at UCLA, Apr 07, 2013 ; Arkansas-Pine Bluff, Apr 13, 2012 ; Arizona State, Mar 24, 2013



2014 OREGON STATE SEASON IN REVIEW

GAME-BY-GAME RESULTS

TWITTER.COM/BEAVER_BASEBALL
 INSTAGRAM.COM/BEAVERBASEBALL
 FACEBOOK.COM/OREGONSTATEBASEBALL

Date	Opponent	Score/Time (PT)	OSU R-H-E	OPP R-H-E	Win/Loss/Save	Rec.	Pac-12	Pos.	GB	Time	Att.
2/14	vs. Gonzaga	W, 4-3	4-8-3	3-8-2	Reser (1-0)/Smith (0-1)/Engelbrekt (1)	1-0				3:12	1,650
2/15	vs. Nebraska	W, 15-7	15-13-0	7-15-1	Fry (1-0)/Bummer (0-1)	2-0				2:58	3,246
2/16	vs. Pacific	W, 14-6	14-11-2	6-11-2	Schultz (1-0)/Jenkins (0-1)	3-0				3:15	1,036
2/17	vs. Pacific	W, 7-0	7-10-1	0-4-1	Thompson (1-0)/Lydon (0-1)	4-0				2:50	1,178
2/21	vs. Nebraska	L, 2-9	2-7-3	9-10-0	DeLeon (1-0)/Moore (0-1)	4-1				2:43	1,341
2/22	vs. Michigan State	L, 7-8	7-7-2	8-13-2	Lowery (1-0)/Engelbrekt (0-1)	4-2				3:09	1,766
2/23	vs. #10 Indiana	W, 8-1	8-12-0	1-6-1	Schultz (2-0)/Coursen-Carr (0-2)	5-2				2:16	1,578
2/24	vs. Washington	W, 3-2	3-11-0	2-4-0	Thompson (2-0)/Davis (1-1)/Eden (1)	6-2				2:29	1,233
2/28	Wright State	W, 7-0	7-10-0	0-2-1	Moore (1-1)/Hissong (1-2)	7-2				2:23	2,744
3/1	Wright State	W, 6-4	6-15-0	4-10-4	Fry (2-0)/Hoelzel (1-2)/Schultz (1)	8-2				2:42	
3/1	Wright State	L, 2-6	2-5-4	6-8-1	Sexton (1-2)/Schultz (2-1)/Elliott (2)	8-3				2:33	2,407
3/2	Wright State	W, 13-2	13-8-1	2-5-0	Wetzler (1-0)/Van Horn (0-1)	9-3				3:06	2,032
3/4	Portland	W, 5-0	5-7-0	0-2-1	Thompson (3-0)/Sahlinger (0-1)/Shelton (1)	10-3				2:36	2,342
3/7	Northern Illinois	W, 6-0	6-9-0	0-1-1	Wetzler (2-0)/Anderson (1-2)	11-3				2:11	2,627
3/8	Northern Illinois	W, 2-0	2-3-0	0-0-0	Fry (3-0)/Andres (0-2)	12-3				1:46	
3/8	Northern Illinois	W, 12-2 (7)	12-10-1	2-5-1	Schultz (3-1)/Ruckman (0-4)	13-3				1:58	2,349
3/9	Northern Illinois	W, 10-0	10-9-0	0-4-0	Reser (2-0)/Williams (0-1)	14-3				2:37	2,064
3/11	Ohio State	W, 4-3	4-5-0	3-8-2	Fox (1-0)/Post (2-1)/Shelton (2)	15-3				2:31	2,627
3/14	at Utah *	W, 6-1	6-12-0	1-3-3	Wetzler (3-0)/Watrous (1-3)	16-3	1-0	T1	+1.0	2:30	1,004
3/15	at Utah *	W, 5-1	5-10-0	1-9-1	Moore (2-1)/Helton (2-1)	17-3	2-0	T1	+1.0	3:01	1,171
3/16	at Utah *	W, 8-0	8-11-0	0-3-0	Fry (4-0)/Banks (1-4)	18-3	3-0	T1	+1.0	2:25	1,216
3/21	Arizona State * (P12)	W, 4-0	4-9-2	0-3-0	Wetzler (4-0)/Lilek (3-1)	19-3	4-0	1	+1.0	2:46	2,792
3/22	Arizona State *	L, 2-3 (10)	2-9-0	3-12-1	Kellogg (2-2)/Schultz (3-2)/Burr (4)	19-4	4-1	T1	+1.0	2:29	3,021
3/23	Arizona State * (P12)	L, 3-7	3-6-0	7-11-2	Aboites (2-1)/Fry (4-1)/Burr (5)	19-5	4-2	4	-1.0	2:49	2,961
3/25	Seattle	5:35 p.m.			<i>Rained Out</i>						
3/28	at Arizona * (P12)	W, 11-2	11-18-0	2-6-0	Wetzler (5-0)/Farris (4-2)	20-5	5-2	3	-1.0	3:12	3,254
3/29	at Arizona * (P12)	L, 2-11	2-12-1	11-17-0	Hamlin (4-2)/Moore (2-2)	20-6	5-3	T3	-2.0	3:08	1,943
3/30	at Arizona * (P12)	W, 11-0	11-14-1	0-4-1	Fry (5-1)/Schnabel (0-4)	21-6	6-3	T2	-2.0	3:10	2,307
4/1	at Portland	W, 9-6	9-14-1	6-9-1	Reser (3-0)/Snyder (0-1)	22-6				3:14	723
4/4	Stanford *	W, 4-1	4-7-1	1-4-1	Wetzler (6-0)/Hanewich (1-2)	23-6	7-3	T2	-1.0	2:10	2,965
4/5	Stanford *	W, 1-0 (13)	1-6-1	0-9-0	Schultz (4-2)/Vanegas (0-1)	24-6	8-3	2	-1.0	3:34	2,758
4/6	Stanford	W, 2-1	2-6-0	1-10-0	Fry (6-1)/Viall (1-3)/Schultz (2)	25-6	9-3	2	-1.0	2:43	2,836
4/11	at Washington St. *	L, 1-4	1-4-2	4-7-0	Pistorese (3-1)/Wetzler (6-1)	25-7	9-4	2	-2.0	2:40	1,621
4/12	at Washington St. *	W, 12-5	12-16-1	5-12-1	Moore (3-2)/Chleborad (2-3)/Reser (1)	26-7	10-4	2	-2.0	3:22	3,622
4/13	at Washington St. *	W, 8-1	8-11-1	1-4-1	Fry (7-1)/Monda (1-3)	27-7	11-4	2	-1.0	2:34	1,234
4/21	at Sacramento St.	L, 6-7	6-9-1	7-16-2	McCloughlin (3-1)/Moore (3-3)	27-8				3:35	1,569
4/22	at Sacramento St.	W, 8-1	8-8-0	1-5-3	Reser (4-0)/Long (5-1)	28-8				2:40	903
4/25	#19 Oregon * (P12)	W, 3-1	3-7-1	1-5-0	Wetzler (7-1)/Thorpe (6-4)/Schultz (1)	29-8	12-4	2	-0.5	2:53	3,121
4/26	#19 Oregon * (P12)	W, 4-2	4-7-1	2-4-1	Moore (4-3)/Cleavinger (2-1)/Schultz (4)	30-8	13-4	T1	+3.0	2:59	3,307
4/27	#19 Oregon * (ESPNU)	W, 7-1	7-8-2	1-1-1	Fry (8-1)/Paddon (1-3)	31-8	14-4	2	-0.5	2:54	3,122
5/2	at California *	W, 10-4	10-12-2	4-7-4	Wetzler (8-1)/Jefferies (2-5)	32-8	15-4	2	-0.5	3:23	1,783
5/3	at California *	W, 9-3 (10)	9-8-1	3-10-2	Schultz (5-2)/Hildenberger (3-3)	33-8	16-4	2	-0.5	3:31	873
5/4	at California *	W, 5-0	5-7-1	0-1-1	Fry (9-1)/Mason (4-1)	34-8	17-4	2	-0.5	1:55	1,303
5/6	at Oregon (P12)	W, 4-3 (12)	4-13-3	3-9-1	Schultz (6-2)/Spencer (1-1)	35-8				4:29	1,798
5/9	UCLA * (P12)	W, 4-2	4-6-0	2-8-0	Wetzler (9-1)/Kaprielian (6-5)	36-8	18-4	T1	+4.0	2:59	2,813
5/10	UCLA * (P12)	W, 9-3	9-11-0	3-10-2	Moore (5-3)/Watson (4-8)	37-8	19-4	1	+0.5	3:48	3,056
5/11	UCLA * (P12)	W, 11-2	11-15-0	2-6-0	Fry (10-1)/Poteet (3-4)	38-8	20-4	1	+1.0	2:58	3,209
5/13	vs. Portland	W, 8-4	8-11-1	4-8-0	Reser (5-0)/Kelly (1-6)	39-8				2:51	4,226
5/16	#5 Washington * (P12)	L, 2-4	2-6-1	4-6-1	Fisher (6-3)/Moore (5-4)/Rallings (9)	39-9	20-5	T1	+5.0	3:15	3,309
5/17	#5 Washington * (P12)	W, 1-0	1-7-1	0-7-1	Fry (11-1)/Davis (10-2)	40-9	21-5	1	+1.0	2:22	3,323
5/18	#5 Washington * (P12)	W, 3-0	3-7-0	0-2-0	Wetzler (10-1)/Brigham (6-3)	41-9	22-5	1	+2.0	2:19	3,277
5/20	at Oregon (P12)	L, 2-6	2-7-1	6-8-0	Hunter (4-1)/Thompson (3-1)	41-10				3:12	2,979
5/23	at USC * (P12)	L, 2-4	2-8-1	4-8-0	Huberman (1-1)/Jackson (0-1)/Davis (9)	41-11	22-6	1	+2.0	2:58	467
5/24	at USC * (P12)	W, 2-0	2-3-2	0-3-1	Wetzler (11-1)/Strahan (6-5)	42-11	23-6	1	+3.0	2:18	864
5/25	at USC * (P12)	L, 1-3	1-5-1	3-7-1	Davis (3-4)/Moore (5-5)	42-12	23-7	1	+2.0	2:39	1,094
5/30	N. Dakota St. (ESPNU)	W, 2-1	2-10-0	1-5-0	Moore (6-5)/Ernst (4-5)/Schultz (6)	43-12				2:40	3,408
5/31	UC Irvine (ESPNU)	L, 2-14	2-7-1	14-10-1	Surrey (7-4)/Fry (11-2)	43-13				3:10	3,422
6/1	UNLV (ESPNU)	W, 6-1	6-11-1	1-4-2	Wetzler (12-1)/Oakley (4-8)	44-13				2:47	3,372
6/1	UC Irvine (ESPNU)	W, 4-0	4-9-0	0-2-1	Schultz (7-2)/Brock (8-6)	45-13				2:05	3,386
6/2	UC Irvine (ESPNU)	L, 2-4	2-6-0	4-6-0	Manarino (4-3)/Thompson (3-2)/Surrey (1)	45-14				2:54	3,435

(P12) indicates game
 on Pac-12 Networks



(All games Sorted by Batting avg)

Record: 45-14 Home: 24-6 Away: 14-6 Neutral: 7-2 Pac-12: 23-7

Player	avg	gp-gs	ab	r	h	2b	3b	hr	rbi	tb	slg%	bb	hp	so	gdp	ob%	sf	sh	sb-att	po	a	e	fld%
45 Clardy, Caylen	.500	13-0	2	2	1	0	0	0	0	1	.500	0	0	0	0	.500	0	0	0-0	0	0	0	.000
4 Mildenberg, Tyler	.375	12-0	8	2	3	0	0	0	1	3	.375	3	0	2	0	.545	0	1	0-0	0	1	0	1.000
40 Hendrix, Jeff	.351	46-43	171	42	60	11	5	2	32	87	.509	19	13	35	0	.447	3	0	4-5	104	2	3	.972
8 Conforto, Michael	.345	59-59	203	52	70	16	2	7	56	111	.547	55	12	38	3	.504	2	0	4-8	115	7	2	.984
6 Esposito, Nate	.333	7-4	9	0	3	0	0	0	0	3	.333	1	0	4	0	.400	0	2	0-0	23	4	0	1.000
3 Keyes, Gavin	.329	43-40	152	22	50	7	2	1	23	64	.421	16	2	17	7	.398	1	1	3-4	347	32	8	.979
12 Rulli, Nick	.298	34-15	47	8	14	3	2	0	7	21	.447	10	1	12	1	.431	0	4	4-6	30	2	0	1.000
10 Davis, Dylan	.283	59-59	237	33	67	14	0	7	64	102	.430	21	2	31	5	.338	6	0	4-8	82	3	3	.966
16 Clark, Gabe	.280	50-45	157	24	44	10	1	1	34	59	.376	20	6	27	4	.374	4	2	0-0	173	6	2	.989
30 Howard, Michael	.260	43-34	123	15	32	6	0	0	12	38	.309	20	0	22	4	.359	2	6	1-2	33	0	0	1.000
33 Ice, Logan	.250	59-53	172	23	43	5	0	0	19	48	.279	40	3	26	6	.393	4	8	5-5	326	57	0	1.000
1 Peterson, Andy	.237	54-54	207	42	49	8	2	0	14	61	.295	18	7	38	3	.316	2	16	9-11	99	176	7	.975
14 Hamilton, Caleb	.231	54-50	182	21	42	6	1	1	18	53	.291	25	6	39	2	.338	3	5	7-9	31	94	5	.962
7 Morrison, Trever	.225	59-59	204	40	46	3	5	0	17	59	.289	34	6	50	1	.350	2	7	8-9	79	180	9	.966
15 Casper, Jerad	.157	36-12	51	6	8	2	0	2	8	16	.314	8	0	17	1	.271	0	0	3-3	98	14	3	.974
19 King, Billy	.091	8-2	11	1	1	0	0	0	1	1	.091	2	0	4	1	.231	0	0	0-0	12	0	1	.923
13 James, Dan	.000	3-0	6	0	0	0	0	0	0	0	.000	0	0	2	0	.000	0	0	0-0	8	1	0	1.000
28 Jarmon, Hunter	.000	4-1	3	0	0	0	0	0	0	0	.000	1	0	0	0	.250	0	0	1-1	3	0	0	1.000
37 Fishback, Mason	.000	6-0	2	0	0	0	0	0	0	0	.000	0	0	0	0	.000	0	0	0-0	9	1	0	1.000
11 Fry, Jace	.000	1-1	0	0	0	0	0	0	0	0	.000	0	0	0	0	.000	0	0	0-0	0	35	2	.946
Totals	.274	59	1947	333	533	91	20	21	306	727	.373	293	58	364	38	.380	29	52	53-71	1590	693	50	.979
Opponents	.212	59	1869	166	397	60	12	9	144	508	.272	172	60	379	43	.298	13	54	19-43	1533	598	57	.974

LOB - Team (513), Opp (413). DPs turned - Team (53), Opp (49). CI - Team (1), Keyes, K. 1. IBB - Team (24), Conforto, M. 9, Davis, D. 6, Ice, L. 3, Howard, M. 2, Clark, G. 1, Morrison, T. 1, Hendrix, J. 1, Keyes, K. 1, Opp (13). Picked off - Howard, M. 2, Peterson, A. 1, Clark, G. 1, Rulli, N. 1, Morrison, T. 1.

(All games Sorted by Earned run avg)

Player	era	w-l	app	gs	cg	sho	sv	ip	h	r	er	bb	so	2b	3b	hr	b/avg	wp	hp	bk	sfa	sha
25 Painton, Tyler	0.00	0-0	1	0	0	0/0	0	0.1	1	1	0	0	0	0	0	0	.500	0	0	0	0	0
35 Pomeroy, John	0.00	0-0	1	0	0	0/0	0	0.0	0	1	0	1	0	0	0	0		0	0	0	0	0
9 Wetzler, Ben	0.78	12-1	14	13	4	2/2	0	104.0	49	12	9	31	83	10	1	1	.143	1	8	1	0	10
10 Davis, Dylan	1.12	0-0	5	5	0	0/1	0	16.0	7	2	2	14	14	0	0	0	.143	1	3	0	0	3
24 Schultz, Scott	1.61	7-2	24	5	3	1/3	6	67.0	47	17	12	15	40	8	1	0	.198	3	6	0	0	4
38 Reser, Zack	1.71	5-0	19	0	0	0/3	1	26.1	24	5	5	7	14	3	0	2	.255	3	6	0	2	2
11 Fry, Jace	1.80	11-2	16	16	4	4/1	0	120.1	83	29	24	30	98	11	4	2	.196	7	13	1	3	10
23 Moore, Andrew	2.77	6-5	16	14	0	0/2	0	94.1	97	37	29	26	68	12	1	2	.271	1	6	0	1	12
34 Engelbrekt, Max	2.84	0-1	17	0	0	0/1	1	12.2	13	5	4	4	7	1	0	0	.255	1	1	0	1	0
31 Flemer, Kevin	3.68	0-0	9	0	0	0/3	0	7.1	3	5	3	6	3	1	0	0	.136	2	2	0	0	2
17 Fox, Mak	3.86	1-0	6	0	0	0/0	0	7.0	8	4	3	0	3	2	0	0	.320	0	2	0	1	0
18 Jackson, Brandon	3.97	0-1	16	0	0	0/1	0	11.1	9	6	5	3	7	1	0	0	.250	0	4	1	0	3
44 Thompson, Jake	4.25	3-2	14	6	0	0/2	0	36.0	25	17	17	21	23	6	1	1	.203	8	5	0	1	8
26 Shelton, Trent	4.72	0-0	16	0	0	0/2	2	13.1	15	7	7	6	9	3	2	0	.283	1	0	0	1	0
22 Eden, Chandler	6.75	0-0	11	0	0	0/1	1	8.0	7	7	6	4	6	1	0	0	.250	7	2	0	2	0
29 Belding, Philip	15.00	0-0	7	0	0	0/1	0	6.0	9	11	10	4	4	1	2	1	.360	0	2	0	1	0
Totals	2.29	45-14	59	59	11	15/8	11	530.0	397	166	135	172	379	60	12	9	.212	35	60	3	13	54
Opponents	4.90	14-45	59	59	3	0/0	5	511.0	533	333	278	293	364	91	20	21	.274	39	58	8	29	52

PB - Team (3), Ice, L. 3, Opp (9). Pickoffs - Team (5), Moore, A. 2, Wetzler, B. 1, Thompson, J. 1, Fry, J. 1, Opp (6). SBA/ATT - Ice, L. (16-34), Wetzler, B. (5-10), Fry, J. (5-8), Moore, A. (1-7), Schultz, S. (3-4), Thompson, J. (3-4), Davis, D. (1-3), Esposito, N. (1-3), Jackson, B. (0-2), Fishback, M. (1-1), Engelbrekt (0-1), Shelton, T. (0-1), Belding, P. (1-1), Keyes, K. (0-1), Flemer, K. (0-1), Eden, C. (0-1).



2014 OREGON STATE SEASON IN REVIEW

PAC-12 STATISTICS

TWITTER.COM/BEAVER_BASEBALL
INSTAGRAM.COM/BEAVERBASEBALL
FACEBOOK.COM/OREGONSTATEBASEBALL

(Pac-12 games only Sorted by Batting avg)

Record: 23-7 Home: 12-3 Away: 11-4 Pac-12: 23-7

Player	avg	gp-gs	ab	r	h	2b	3b	hr	rbi	tb	slg%	bb	hp	so	gdp	ob%	sf	sh	sb-att	po	a	e	fld%
6 Esposito, Nate	.429	5-3	7	0	3	0	0	0	0	3	.429	1	0	3	0	.500	0	1	0-0	16	2	0	1.000
40 Hendrix, Jeff	.339	29-26	112	28	38	3	3	2	14	53	.473	9	7	24	0	.415	2	0	4-4	65	1	2	.971
8 Conforto, Michael	.336	30-30	107	30	36	7	0	6	24	61	.570	21	8	24	2	.478	0	0	1-4	61	2	1	.984
10 Davis, Dylan	.290	30-30	124	16	36	9	0	2	30	51	.411	8	0	11	4	.326	3	0	2-5	40	0	2	.952
3 Keyes, Kevin	.286	18-18	70	4	20	1	1	1	12	26	.371	7	0	8	5	.346	1	0	1-2	149	17	3	.982
30 Howard, Michael	.283	20-17	60	6	17	3	0	0	4	20	.333	10	0	12	2	.386	0	3	0-0	5	0	0	1.000
33 Ice, Logan	.267	30-27	90	9	24	3	0	0	9	27	.300	21	0	15	3	.398	2	4	4-4	166	29	0	1.000
1 Peterson, Andy	.262	26-26	103	23	27	4	2	0	7	35	.340	5	4	16	1	.321	0	8	4-5	46	86	3	.978
16 Clark, Gabe	.241	26-23	83	10	20	5	0	0	14	25	.301	8	3	15	1	.320	3	2	0-0	120	6	1	.992
12 Rulli, Nick	.238	15-7	21	2	5	0	1	0	1	7	.333	2	0	7	0	.304	0	2	0-1	11	0	0	1.000
7 Morrison, Trever	.214	30-30	103	15	22	1	4	0	12	31	.301	16	1	27	1	.322	1	4	5-6	48	95	3	.979
14 Hamilton, Caleb	.202	27-25	89	6	18	3	0	1	13	24	.270	13	2	26	0	.314	1	2	4-6	20	47	3	.957
15 Casper, Jerad	.069	20-7	29	1	2	1	0	0	1	3	.103	4	0	11	1	.182	0	0	1-1	51	9	3	.952
19 King, Billy	.000	3-1	2	1	0	0	0	0	0	0	.000	2	0	2	0	.500	0	0	0-0	7	0	1	.875
13 James, Dan	.000	1-0	1	0	0	0	0	0	0	0	.000	0	0	0	0	.000	0	0	0-0	0	0	0	.000
45 Clardy, Caylen	.000	2-0	0	1	0	0	0	0	0	0	.000	0	0	0	0	.000	0	0	0-0	0	0	0	.000
4 Mildenberg, Tyler	.000	3-0	0	1	0	0	0	0	0	0	.000	1	0	0	0	1.000	0	0	0-0	0	0	0	.000
Totals	.268	30	1001	153	268	40	11	12	141	366	.366	128	25	201	20	.361	13	26	26-38	816	353	24	.980
Opponents	.208	30	956	66	199	31	7	2	58	250	.262	89	29	192	23	.294	5	28	10-21	793	312	26	.977

LOB - Team (247), Opp (225). DPs turned - Team (28), Opp (25). IBB - Team (11), Conforto, M. 4, Ice, L. 2, Morrison, T. 1, Clark, G. 1, Davis, D. 1, Howard, M. 1, Keyes, K. 1, Opp (5). Picked off - Howard, M. 1, Clark, G. 1.

(Pac-12 games only Sorted by Earned run avg)

Player	era	w-l	app	gs	cg	sho	sv	ip	h	r	er	bb	so	2b	3b	hr	b/avg	wp	hp	bk	sfa	sha
38 Reser, Zack	0.00	0-0	8	0	0	0/1	1	8.1	7	0	0	3	4	1	0	0	.219	2	4	0	0	0
31 Flemer, Kevin	0.00	0-0	3	0	0	0/0	0	0.2	0	0	0	3	1	0	0	0	.000	1	0	0	0	0
17 Fox, Mak	0.00	0-0	1	0	0	0/0	0	0.1	0	0	0	0	0	0	0	0		0	0	0	0	0
9 Wetzler, Ben	0.80	9-1	10	10	3	2/1	0	78.2	40	10	7	24	56	8	1	1	.153	0	7	1	0	9
11 Fry, Jace	0.92	8-1	10	10	3	3/1	0	78.1	43	11	8	21	71	4	3	0	.159	2	8	1	0	4
24 Schultz, Scott	1.33	2-1	13	0	0	0/3	4	20.1	13	3	3	4	16	4	1	0	.186	0	2	0	0	1
18 Jackson, Brandon	2.16	0-1	11	0	0	0/1	0	8.1	6	3	2	1	5	0	0	0	.231	0	0	1	0	2
44 Thompson, Jake	2.45	0-0	5	0	0	0/0	0	3.2	2	1	1	4	2	0	0	0	.200	1	0	0	1	1
23 Moore, Andrew	3.41	4-3	10	10	0	0/1	0	63.1	76	26	24	20	34	11	1	1	.310	0	4	0	1	11
34 Engelbrekt, Max	4.50	0-0	7	0	0	0/0	0	4.0	2	2	2	1	0	1	0	0	.143	0	1	0	0	0
26 Shelton, Trent	12.27	0-0	9	0	0	0/1	0	3.2	8	5	5	4	3	2	1	0	.444	0	0	0	1	0
22 Eden, Chandler	13.50	0-0	3	0	0	0/0	0	1.1	1	2	2	2	0	0	0	0	.333	2	2	0	2	0
29 Belding, Philip	27.00	0-0	1	0	0	0/0	0	1.0	1	3	3	2	0	0	0	0	.250	0	1	0	0	0
Totals	1.89	23-7	30	30	6	8/3	5	272.0	199	66	57	89	192	31	7	2	.208	8	29	3	5	28
Opponents	4.46	7-23	30	30	2	0/0	4	264.1	268	153	131	128	201	40	11	12	.268	17	25	2	13	26

PB - Team (1), Ice, L. 1, Opp (3). Pickoffs - Team (3), Wetzler, B. 1, Moore, A. 1, Thompson, J. 1, Opp (2). SBA/ATT - Ice, L. (9-17), Wetzler, B. (5-9), Fry, J. (3-5), Moore, A. (0-3), Jackson, B. (0-2), Esposito, N. (0-2), Schultz, S. (2-2).



(Non-Pac-12 games only Sorted by Batting avg)

Record: 22-7 Home: 12-3 Away: 3-2 Neutral: 7-2 Pac-12: 0-0

Player	avg	gp-gs	ab	r	h	2b	3b	hr	rbi	tb	slg%	bb	hp	so	gdp	ob%	sf	sh	sb-att	po	a	e	fld%
45 Clardy, Caylen	.500	11-0	2	1	1	0	0	0	0	1	.500	0	0	0	0	.500	0	0	0-0	0	0	0	.000
4 Mildenberg, Tyler	.375	9-0	8	1	3	0	0	0	1	3	.375	2	0	2	0	.500	0	1	0-0	0	1	0	1.000
40 Hendrix, Jeff	.373	17-17	59	14	22	8	2	0	18	34	.576	10	6	11	0	.500	1	0	0-1	39	1	1	.976
3 Keyes, Kevin	.366	25-22	82	18	30	6	1	0	11	38	.463	9	2	9	2	.441	0	1	2-2	198	15	5	.977
8 Conforto, Michael	.354	29-29	96	22	34	9	2	1	32	50	.521	34	4	14	1	.529	2	0	3-4	54	5	1	.983
12 Rulli, Nick	.346	19-8	26	6	9	3	1	0	6	14	.538	8	1	5	1	.514	0	2	4-5	19	2	0	1.000
16 Clark, Gabe	.324	24-22	74	14	24	5	1	1	20	34	.459	12	3	12	3	.433	1	0	0-0	53	0	1	.981
10 Davis, Dylan	.274	29-29	113	17	31	5	0	5	34	51	.451	13	2	20	1	.351	3	0	2-3	42	3	1	.978
15 Casper, Jerad	.273	16-5	22	5	6	1	0	2	7	13	.591	4	0	6	0	.385	0	0	2-2	47	5	0	1.000
14 Hamilton, Caleb	.258	27-25	93	15	24	3	1	0	5	29	.312	12	4	13	2	.360	2	3	3-3	11	47	2	.967
30 Howard, Michael	.238	23-17	63	9	15	3	0	0	8	18	.286	10	0	10	2	.333	2	3	1-2	28	0	0	1.000
7 Morrison, Trever	.238	29-29	101	25	24	2	1	0	5	28	.277	18	5	23	0	.376	1	3	3-3	31	85	6	.951
33 Ice, Logan	.232	29-26	82	14	19	2	0	0	10	21	.256	19	3	11	3	.387	2	4	1-1	160	28	0	1.000
1 Peterson, Andy	.212	28-28	104	19	22	4	0	0	7	26	.250	13	3	22	2	.311	2	8	5-6	53	90	4	.973
19 King, Billy	.111	5-1	9	0	1	0	0	0	1	1	.111	0	0	2	1	.111	0	0	0-0	5	0	0	1.000
13 James, Dan	.000	2-0	5	0	0	0	0	0	0	0	.000	0	0	2	0	.000	0	0	0-0	8	1	0	1.000
28 Jarmon, Hunter	.000	4-1	3	0	0	0	0	0	0	0	.000	1	0	0	0	.250	0	0	1-1	3	0	0	1.000
37 Fishback, Mason	.000	6-0	2	0	0	0	0	0	0	0	.000	0	0	0	0	.000	0	0	0-0	9	1	0	1.000
6 Esposito, Nate	.000	2-1	2	0	0	0	0	0	0	0	.000	0	0	1	0	.000	0	1	0-0	7	2	0	1.000
11 Fry, Jace	.000	1-1	0	0	0	0	0	0	0	0	.000	0	0	0	0	.000	0	0	0-0	0	16	1	.941
Totals	.280	29	946	180	265	51	9	9	165	361	.382	165	33	163	18	.399	16	26	27-33	774	340	26	.977
Opponents	.217	29	913	100	198	29	5	7	86	258	.283	83	31	187	20	.301	8	26	9-22	740	286	31	.971

LOB - Team (266), Opp (188). DPs turned - Team (25), Opp (24). CI - Team (1), Keyes, K. 1. IBB - Team (13), Davis, D. 5, Conforto, M. 5, Hendrix, J. 1, Howard, M. 1, Ice, L. 1, Opp (8). Picked off - Howard, M. 1, Peterson, A. 1, Morrison, T. 1, Rulli, N. 1.

(Non-Pac-12 games only Sorted by Earned run avg)

Player	era	w-l	app	gs	cg	sho	sv	ip	h	r	er	bb	so	2b	3b	hr	b/avg	wp	hp	bk	sfa	sha
25 Painton, Tyler	0.00	0-0	1	0	0	0/0	0	0.1	1	1	0	0	0	0	0	0	.500	0	0	0	0	0
35 Pomeroy, John	0.00	0-0	1	0	0	0/0	0	0.0	0	1	0	1	0	0	0	0		0	0	0	0	0
9 Wetzler, Ben	0.71	3-0	4	3	1	0/1	0	25.1	9	2	2	7	27	2	0	0	.110	1	1	0	0	1
10 Davis, Dylan	1.12	0-0	5	5	0	0/1	0	16.0	7	2	2	14	14	0	0	0	.143	1	3	0	0	3
23 Moore, Andrew	1.45	2-2	6	4	0	0/1	0	31.0	21	11	5	6	34	1	0	1	.186	1	2	0	0	1
24 Schultz, Scott	1.74	5-1	11	5	3	1/0	2	46.2	34	14	9	11	24	4	0	0	.204	3	4	0	0	3
26 Shelton, Trent	1.86	0-0	7	0	0	0/1	2	9.2	7	2	2	2	6	1	1	0	.200	1	0	0	0	0
34 Engelbrekt, Max	2.08	0-1	10	0	0	0/1	1	8.2	11	3	2	3	7	0	0	0	.297	1	0	0	1	0
38 Reser, Zack	2.50	5-0	11	0	0	0/2	0	18.0	17	5	5	4	10	2	0	2	.274	1	2	0	2	2
11 Fry, Jace	3.43	3-1	6	6	1	1/0	0	42.0	40	18	16	9	27	7	1	2	.263	5	5	0	3	6
31 Flemer, Kevin	4.05	0-0	6	0	0	0/3	0	6.2	3	5	3	3	2	1	0	0	.150	1	2	0	0	2
17 Fox, Mak	4.05	1-0	5	0	0	0/0	0	6.2	8	4	3	0	3	2	0	0	.320	0	2	0	1	0
44 Thompson, Jake	4.45	3-2	9	6	0	0/2	0	32.1	23	16	16	17	21	6	1	1	.204	7	5	0	0	7
22 Eden, Chandler	5.40	0-0	8	0	0	0/1	1	6.2	6	5	4	2	6	1	0	0	.240	5	0	0	0	0
18 Jackson, Brandon	9.00	0-0	5	0	0	0/0	0	3.0	3	3	3	2	2	1	0	0	.300	0	4	0	0	1
29 Belding, Philip	12.60	0-0	6	0	0	0/1	0	5.0	8	8	7	2	4	1	2	1	.381	0	1	0	1	0
Totals	2.72	22-7	29	29	5	7/5	6	258.0	198	100	78	83	187	29	5	7	.217	27	31	0	8	26
Opponents	5.36	7-22	29	29	1	0/0	1	246.2	265	180	147	165	163	51	9	9	.280	22	33	6	16	26

PB - Team (2), Ice, L. 2, Opp (6). Pickoffs - Team (2), Fry, J. 1, Moore, A. 1, Opp (4). SBA/ATT - Ice, L. (7-17), Moore, A. (1-4), Thompson, J. (3-4), Davis, D. (1-3), Fry, J. (2-3), Schultz, S. (1-2), Eden, C. (0-1), Belding, P. (1-1), Wetzler, B. (0-1), Flemer, K. (0-1), Shelton, T. (0-1), Fishback, M. (1-1), Esposito, N. (1-1), Keyes, K. (0-1), Engelbrekt (0-1).



2014 OREGON STATE SEASON IN REVIEW

OFFENSIVE BREAKDOWN

TWITTER.COM/BEAVER_BASEBALL
 INSTAGRAM.COM/BEAVERBASEBALL
 FACEBOOK.COM/OREGONSTATEBASEBALL

At A Glance

Category	Home	Road	Neutral	Overall
Record	24-6	14-6	7-2	45-14
Pac-12 record	12-3	11-4	0-0	23-7
Non-Con. record	12-3	3-2	7-2	22-7
Versus Top 25	5-1	0-0	1-0	6-1
Versus Top 10	2-1	0-0	1-0	3-1
February	1-0	0-0	6-2	7-2
March	9-3	5-1	0-0	14-4
April	6-0	4-2	0-0	10-2
May	6-2	5-3	1-0	12-5
June	2-1	0-0	0-0	2-1
Sunday	8-1	4-1	2-0	14-2
Monday	0-1	0-1	2-0	2-2
Tuesday	2-0	3-1	1-0	6-1
Wednesday	0-0	0-0	0-0	0-0
Thursday	0-0	0-0	0-0	0-0
Friday	7-1	3-2	1-1	11-4
Saturday	7-3	4-1	1-1	12-5
Black uniforms	10-2	7-1	0-1	17-4
Gray uniforms	1-1	5-2	1-0	7-3
Orange uniforms	3-2	2-3	4-0	9-5
White uniforms	10-1	0-0	2-1	12-2
Day	12-4	9-3	6-2	27-9
Night	12-2	5-3	1-0	18-5
vs. Left	5-3	5-1	3-0	13-4
vs. Right	19-3	9-5	4-2	32-11
Scoring first	18-3	14-2	5-1	37-6
0-2 runs	5-5	1-5	0-1	6-11
3-5 runs	9-1	3-0	2-0	14-1
6-9 runs	6-0	6-1	3-1	15-2
10+ runs	4-0	4-0	2-0	10-0
Opponent scores first	5-3	0-4	2-1	7-8
0-2 runs	20-0	9-0	3-0	32-0
3-5 runs	3-3	4-3	2-0	9-6
6-9 runs	0-2	1-2	2-2	3-6
10+ runs	0-1	0-1	0-0	0-2
1-run games	5-1	1-1	2-1	8-3
2-run games	5-2	1-2	0-0	6-4
5+ runs	10-1	10-1	4-1	24-3
Leading after 6	18-1	13-2	6-0	37-3
Leading after 7	19-1	13-0	6-0	38-1
Leading after 8	21-1	12-1	7-0	40-2
Trailing after 6	1-3	0-3	1-1	2-7
Trailing after 7	1-4	0-5	1-1	2-10
Trailing after 8	0-5	0-6	0-0	0-11
Extra-inning games	1-1	2-0	0-0	3-1
Shutouts	10-0	4-0	1-0	15-0
Following a win	20-5	9-5	5-1	34-11
Following a loss	4-1	4-1	1-1	9-3
Out-hit opponent	19-0	12-0	4-0	35-0
Opponent out-hit	4-4	1-5	1-2	6-11
Hits are equal	1-2	1-1	2-0	4-3
OSU Quality Start	21-2	10-1	6-1	37-4
Opp. Quality Start	6-4	2-4	2-1	10-9
Make 0 errors	14-3	5-0	3-0	22-3
Make 1 error	8-2	6-5	2-0	16-7
Make 2+ errors	2-1	3-1	2-2	7-4
Opp. makes 0 errors	11-1	2-4	2-1	15-6
Opp. makes 1 error	9-4	8-1	3-0	20-5
Opp. makes 2+ errors	4-1	4-1	2-1	10-3

Home Run Breakdown

No.	Player	Date	Opponent/Pitcher	On	Inn.	Out	Count
1	Davis (1)	2/22	Michigan State/Alleman (R)	1	3	1	0-2
2	Davis (2)	3/8	NIU/Andres (L)	1	6	2	1-1
3	Casper (1)	3/8	NIU/Ruckman (L)	3	1	2	2-1
4	Clark (1)	3/8	NIU/Ormsby (R)	2	6	1	0-0
5	Conforto (1)	3/14	Utah/Watrous (R)	0	4	1	1-1
6	Keyes (1)	3/15	Utah/Helton (R)	0	2	1	3-1
7	Davis (3)	3/30	Arizona/Dalbec (R)	0	8	1	1-1
8	Casper (2)	4/1	Portland/Fisher (R)	0	8	0	0-0
9	Conforto (2)	4/4	Stanford/Hanewich (R)	0	5	2	0-0
10	Conforto (3)	4/21	Sacramento State/Dillon (R)	1	2	2	1-1
11	Davis (4)	4/22	Sacramento State/Long (L)	1	1	2	0-0
12	Hamilton (1)	4/25	Oregon/Thorpe (L)	0	6	1	3-2
13	Conforto (4)	4/27	Oregon/Paddon (R)	0	1	2	0-0
14	Hendrix (1)	5/2	California/Talbot (R)	2	9	2	1-1
15	Conforto (5)	5/4	California/Mason (R)	1	1	1	1-0
16	Hendrix (2)	5/11	UCLA/Poteet (R)	1	3	2	3-1
17	Conforto (6)	5/11	UCLA/Kern (R)	2	7	0	1-0
18	Conforto (7)	5/11	UCLA/Burke (R)	1	8	0	0-1
19	Davis (5)	5/11	UCLA/Burke (R)	0	8	0	1-2
20	Davis (6)	5/13	Portland/Bunda (R)	3	7	2	3-2
21	Davis (7)	5/30	North Dakota State/Ernst (R)	0	7	2	1-1

Total: 21 **Home: 11** **Road: 7** **Neutral: 3**
Solo: 9 **2-Run: 7** **3-Run: 3** **Grand Slam: 2**
vs. Left: 4 **vs. Right: 17**
Pac-12: 12 **Non-Conference: 9**
Ahead: 7 **Behind: 3** **Even: 6** **First Pitch: 5**

* Indicates Inside-The-Park; ^ Indicates Leadoff Home Run



Honors & Awards

Michael Conforto

- ABCA All-America First Team
- Perfect Game All-America First Team
- NCBWA All-America First Team
- Baseball America All-America First Team
- Louisville Slugger (Collegiate Baseball) All-America First Team
- Pac-12 Player Of The Year
- Region 8 First Team
- Region 8 Rawlings Gold Glove
- All-Pac-12 First Team
- Golden Spikes Award Semifinalist
- Dick Howser Award Finalist
- Pac-12 Player Of The Week (Feb. 18)
- Dick Howser Award Semifinalist
- Golden Spikes Award Midseason Watch List
- Golden Spikes Award Watch List
- Baseball America Preseason All-America First Team
- Perfect Game USA Preseason All-America First Team
- Collegiate Baseball Preseason All-America First Team

Dylan Davis

- All-Pac-12 First Team
- Region 8 Second Team
- Golden Spikes Award Watch List
- Baseball America Preseason All-America Second Team
- Perfect Game USA Preseason All-America Second Team
- Collegiate Baseball Preseason All-America Second Team
- NCBWA Preseason All-America Second Team

Jace Fry

- ABCA All-America First Team
- Perfect Game All-America Second Team
- NCBWA All-America First Team
- Baseball America All-America Second Team
- Louisville Slugger (Collegiate Baseball) All-America First Team
- Pac-12 Pitcher of the Year
- All-Pac-12 First Team
- Pac-12 All-Defensive Team
- Region 8 First Team
- NCBWA National Pitcher of the Week (May 6)
- Pac-12 Pitcher of the Week (March 11)
- Pac-12 Pitcher of the Week (March 31)
- Pac-12 Pitcher of the Week (May 5)
- College Baseball Hall of Fame Pitcher of the Year Watch List
- Collegiate Baseball National Player Of The Week (March 10)
- Collegiate Baseball Hall of Fame Pitcher of the Year Watch List

Jeff Hendrix

- All-Pac-12 First Team
- Pac-12 All-Defensive Team
- Corvallis Regional All-Tournament Team
- Pac-12 Player Of The Week (May 12)

Logan Ice

- All-Pac-12 Honorable Mention
- Corvallis Regional All-Tournament Team

Kavin Keyes

- Corvallis Regional All-Tournament Team

Brandon Jackson

- Pac-12 All-Academic Honorable Mention

Andrew Moore

- Pac-12 All-Academic Honorable Mention
- Golden Spikes Award Watch List
- Perfect Game USA Preseason All-America Second Team
- Collegiate Baseball Preseason All-America Second Team
- NCBWA Preseason All-America Second Team

Zack Reser

- Pac-12 All-Academic Honorable Mention

Scott Schultz

- All-Pac-12 Honorable Mention
- Corvallis Regional All-Tournament Team
- Collegiate Baseball Preseason All-America Third Team

Ben Wetzler

- ABCA All-America Second Team
- Perfect Game All-America Second Team
- NCBWA All-America First Team
- Baseball America All-America First Team
- Louisville Slugger (Collegiate Baseball) All-America First Team
- All-Pac-12 First Team
- Region 8 First Team
- NCBWA National Pitcher of the Week (May 20)
- Pac-12 Pitcher of the Week (May 19)
- Pac-12 All-Academic Honorable Mention
- Dick Howser Award Finalist
- Dick Howser Award Semifinalist
- College Baseball Hall of Fame Pitcher of the Year Watch List
- Golden Spikes Award Midseason Watch List
- Golden Spikes Award Watch List
- Collegiate Baseball Preseason All-America Second Team
- Collegiate Baseball Hall of Fame Pitcher of the Year Watch List

Oregon State In The Draft

Current Players

Michael Conforto: 1st round, 10th overall, New York Mets
Jace Fry: 3rd round, 77th overall, Chicago White Sox
Dylan Davis: 3rd round, 87th overall, San Francisco Giants
Ben Wetzler: 9th round, 257th overall, Miami Marlins
Scott Schultz: 10th round, 300th overall, Arizona Diamondbacks
Andy Peterson: 27th round, 801st overall, Seattle Mariners
Kavin Keyes: 39th round, 1,161st overall, Seattle Mariners
Jeff Hendrix: 39th round, 1,173rd overall, Kansas City Royals

Signees

Max George: 6th round, 173rd overall, Colorado Rockies
Trace Loeher: 6th round, 192nd overall, Oakland Athletics
Grant Heyman: 8th round, 240th overall, Arizona Diamondbacks
Gage Hinsz: 11th round, 341st overall, Pittsburgh Pirates
Joe Gillette: 23rd round, 705th overall, St. Louis Cardinals
KJ Harrison: 25th round, 758th overall, Cleveland Indians
Elliot Cary: 32nd round, 964th overall, Washington Nationals
Drew Rasmussen: 39th round, 1,170th overall, AZ Diamondbacks
Michael Gretler: 39th round, 1,184th overall, Boston Red Sox



2014 OREGON STATE SEASON IN REVIEW

PAC-12/NATIONAL RANKINGS

TWITTER.COM/BEAVER_BASEBALL
 INSTAGRAM.COM/BEAVERBASEBALL
 FACEBOOK.COM/OREGONSTATEBASEBALL

Individual

Michael Conforto

Statistic	No.	Pac-12	National
Slugging Percentage	.547	1	75
On-Base Percentage	.504	1	4
Runs Scored	52	1	58
Walks	55	1	4
Runs Batted In	56	2	26
Doubles	16	T3	129
Home Runs	7	T3	127
Batting Average	.345	4	141
Total Bases	111	T4	121
Plate Appearances	272	6	-
Hits	70	7	237

Dylan Davis

Statistic	No.	Pac-12	National
Runs Batted In	64	1	T10
At Bats	237	2	-
Home Runs	7	T3	127
Sacrifice Flies	6	T3	-
Doubles	14	T7	-
Total Bases	102	8	222
Plate Appearances	266	9	-

Jace Fry

Statistic	No.	Pac-12	National
Innings Pitched	120.1	1	T6
Wins	11	T2	13
Opposing Batting Average	.196	3	-
Strikeouts	98	T3	37
Earned Run Average	1.80	5	38

Jeff Hendrix

Statistic	No.	Pac-12	National
Batting Average	.351	3	112
Slugging Percentage	.509	3	158
On-Base Percentage	.447	3	85
Triples	5	T4	39
Hit By Pitch	13	T7	147
Runs Scored	42	T9	-

Logan Ice

Statistic	No.	Pac-12	National
Fielding Percentage	1.000	T1	T1
Caught Stealing By	18	T1	-
Walks	40	2	44
Fielding Chances	382	10	-
Putouts	325	11	-

Kavin Keyes

Statistic	No.	Pac-12	National
Fielding Chances	386	9	-
Putouts	346	9	-

Andrew Moore

Statistic	No.	Pac-12	National
Earned Run Average	2.77	10	218

Trever Morrison

Statistic	No.	Pac-12	National
Walks	34	3	127
Assists	180	3	-
Triples	5	T4	39
Fielding Double Plays	37	T6	-

Andy Peterson

Statistic	No.	Pac-12	National
Sacrifice Bunts	16	4	17
Runs Scored	42	T9	-
Stolen Bases	9	11	-

Scott Schultz

Statistic	No.	Pac-12	National
Earned Run Average	1.61	4	28
Opposing Batting Average	.199	4	-
Wins	7	T8	157
Saves	6	T9	126

Ben Wetzler

Statistic	No.	Pac-12	National
Earned Run Average	0.78	1	1
Opposing Batting Average	.143	1	1
Wins	12	1	T5
Strikeouts	83	7	89
Innings Pitched	104.0	9	-

Team

Offense

Statistic	No.	Pac-12	National
On-Base Percentage	.380	1	30
Walks	293	1	5
Sacrifice Flies	29	T1	41
Runs Scored	333	2	62
Runs Batted In	307	2	-
Triples	20	3	21
Plate Appearances	2,379	3	-
Stolen Bases	53	T3	138
Batting Average	.274	4	119
At Bats	1,947	4	-
Strikeouts	364	4	-
Slugging Percentage	.373	5	110
Hits	533	5	102
Doubles	91	5	110
Total Bases	727	5	-
Hit By Pitch	58	5	129
Home Runs	21	6	126
Sacrifice Bunts	52	8	67

Pitching

Statistic	No.	Pac-12	National
Hits Allowed	397	1	2*
Shutouts	15	1	2
Opposing Batting Average	.213	1	T2
Runs Allowed	166	1	5
WHIP	1.07	1	5
Earned Run Average	2.29	1	6
Strikeouts	379	4	148
Walks Allowed	172	5	41*
Hit Batters	60	5	172
Wild Pitches	35	7	-
Saves	11	8	-

Fielding

Statistic	No.	Pac-12	National
Fielding Percentage	.979	2	10
Putouts	1,590	3	-
Assists	693	3	-
Chances	2,333	4	-
Double Plays	51	5	61
Caught Stealing By	23	7	-
Passed Balls	3	T9	-
Errors	50	10	-
Stolen Bases Against	19	11	-

* Indicates per 9 innings pitched



Record By Player Starts

Player	C	1B	2B	3B	SS	LF	CF	RF	DH
Casper	0-0	5-2	0-0	4-1	0-0	0-0	0-0	0-0	0-0
Clardy	0-0	0-0	0-0	0-0	0-0	0-0	0-0	0-0	0-0
Clark	0-0	16-5	0-0	0-0	0-0	0-0	0-0	0-0	16-7
Conforto	0-0	0-0	0-0	0-1	0-0	45-13	0-0	0-0	0-0
Davis	0-0	0-0	0-0	0-0	0-0	0-0	0-0	42-12	0-1
Esposito	3-1	0-0	0-0	0-0	0-0	0-0	0-0	0-0	0-0
Fishback	0-0	0-0	0-0	0-0	0-0	0-0	0-0	0-0	0-0
Hamilton	0-0	0-0	2-3	36-9	0-0	0-0	0-0	0-0	0-0
Hendrix	0-0	0-0	0-0	0-0	0-0	0-0	31-11	0-0	1-0
Howard	0-0	0-0	0-0	0-0	0-0	0-0	8-0	0-2	19-5
Ice	41-12	0-0	0-0	0-0	0-0	0-0	0-0	0-0	0-0
James	0-0	0-0	0-0	0-0	0-0	0-0	0-0	0-0	0-0
Jarmon	0-0	0-0	0-0	0-0	0-0	0-0	0-0	0-0	0-0
Keyes	1-1	23-7	0-0	5-3	0-0	0-0	0-0	0-0	0-0
King	0-0	1-0	0-0	0-0	0-0	0-0	0-0	0-0	1-0
Mildenberg	0-0	0-0	0-0	0-0	0-0	0-0	0-0	0-0	0-0
Morrison	0-0	0-0	0-0	0-0	45-14	0-0	0-0	0-0	0-0
Peterson	0-0	0-0	43-11	0-0	0-0	0-0	0-0	0-0	0-0
Rulli	0-0	0-0	0-0	0-0	0-0	0-1	6-3	2-0	3-0

Record By Batting Order Starts

Player	1	2	3	4	5	6	7	8	9
Casper	0-0	0-0	0-0	0-0	0-0	0-0	9-1	0-2	0-0
Clardy	0-0	0-0	0-0	0-0	0-0	0-0	0-0	0-0	0-0
Clark	0-0	0-0	0-0	4-0	14-5	14-6	1-1	0-0	0-0
Conforto	0-0	0-0	45-14	0-0	0-0	0-0	0-0	0-0	0-0
Davis	0-0	0-0	0-0	41-14	3-0	1-0	0-0	0-0	0-0
Esposito	0-0	0-0	0-0	0-0	0-0	1-0	1-0	0-1	1-0
Fishback	0-0	0-0	0-0	0-0	0-0	0-0	0-0	0-0	0-0
Hamilton	0-0	5-2	0-0	0-0	1-0	3-2	12-1	16-7	1-0
Hendrix	28-7	2-1	0-0	0-0	1-2	0-0	1-1	0-0	0-0
Howard	0-1	0-1	0-0	0-0	10-1	12-1	4-2	1-1	0-0
Ice	0-0	0-0	0-0	0-0	0-0	4-1	14-8	19-3	4-0
James	0-0	0-0	0-0	0-0	0-0	0-0	0-0	0-0	0-0
Jarmon	0-0	0-0	0-0	0-0	0-0	0-0	0-0	1-0	0-0
Keyes	0-0	2-1	0-0	0-0	16-6	8-4	1-0	2-0	0-0
King	0-0	0-0	0-0	0-0	0-0	1-0	0-0	1-0	0-0
Mildenberg	0-0	0-0	0-0	0-0	0-0	0-0	0-0	0-0	0-0
Morrison	13-5	0-0	0-0	0-0	0-0	0-0	1-0	1-0	30-9
Peterson	4-0	33-8	0-0	0-0	0-0	0-0	0-0	0-0	6-3
Rulli	0-1	3-1	0-0	0-0	0-0	1-0	1-0	3-0	3-2

Batter Breakdown

Player	Multiple-Hit Games					Multiple-RBI Games					Home Runs					Last
	2	3	4	5+	Tot.	2	3	4	5+	Tot.	Solo	2-Run	3-Run	GS	Tot.	
Casper	-	-	1	-	1	1	-	1	-	2	1	-	-	1	2	4/1 vs. POR
Clardy	-	-	-	-	-	-	-	-	-	-	-	-	-	-	-	-
Clark	13	-	1	-	14	5	1	3	-	9	-	-	1	-	1	3/8 vs. NIU
Conforto	12	8	1	-	21	5	8	-	2	15	3	3	1	-	7	5/11 vs. UCLA
Davis	17	3	1	-	20	11	3	3	2	19	3	3	-	1	7	5/30 vs. NDSU
Esposito	-	-	-	-	-	-	-	-	-	-	-	-	-	-	-	-
Fishback	-	-	-	-	-	-	-	-	-	-	-	-	-	-	-	-
Hamilton	8	1	-	-	9	3	1	-	-	4	1	-	-	-	1	4/25 vs. UO
Hendrix	8	6	1	-	15	7	2	-	-	9	-	1	1	-	1	5/11 vs. UCLA
Howard	4	2	-	-	6	1	1	-	-	2	-	-	-	-	-	-
Ice	7	1	1	-	9	3	1	-	-	4	-	-	-	-	-	-
James	-	-	-	-	-	-	-	-	-	-	-	-	-	-	-	-
Jarmon	-	-	-	-	-	-	-	-	-	-	-	-	-	-	-	-
Keyes	12	4	1	-	17	4	3	-	-	7	1	-	-	-	1	3/14 vs. UTAH
King	-	-	-	-	-	-	-	-	-	-	-	-	-	-	-	-
Mildenberg	2	-	-	-	2	-	-	-	-	-	-	-	-	-	-	-
Morrison	11	-	-	-	11	3	-	-	-	3	-	-	-	-	-	-
Peterson	14	-	-	-	14	-	-	-	-	-	-	-	-	-	-	-
Rulli	5	-	-	-	5	-	1	-	-	1	-	-	-	-	-	-
Totals	113	25	7	0	143	43	21	7	4	75	9	7	4	2	21	-

Inning-By-Inning

	1	2	3	4	5	6	7	8	9	EX	Total
Oregon State	49	22	42	26	35	50	56	34	8	9	333
Opponents	15	10	17	17	9	14	21	28	33	2	164

Oregon State In The Polls

Week	BA	CB	USA	NCBWA	PG
Preseason	2	4	3	3	3
Feb. 17	2	4	3	1	3
Feb. 24	4	8	3	7	6
March 3	5	8	6	5	6
March 10	4	7	4	4	5
March 17	4	5	4	4	5
March 24	6	8	7	8	7
March 31	6	6	6	7	7

Week	BA	CB	USA	NCBWA	PG
April 7	6	5	5	5	6
April 14	5	5	3	4	5
April 21	5	4	4	4	5
April 28	2	2	3	2	3
May 5	2	1	2	1	3
May 12	2	1	2	1	3
May 19	1	1	1	1	1
May 26	1	2	2	2	2
Final	13	17	12	14	10

Oregon State 9+ To The Plate

Date	Opponent	Inn.	At Bat	Runs
2/15	Nebraska	3	10	4
2/15	Nebraska	8	12	7
2/23	Indiana	7	10	6
3/2	Wright State	6	11	5
3/2	Wright State	7	11	5
3/4	Portland	4	9	3
3/9	Northern Illinois	6	10	5
3/14	Utah	6	9	5
3/28	Arizona	8	10	4
3/30	Arizona	1	9	4
5/2	California	7	9	3
5/3	California	10	12	7
5/10	UCLA	7	10	5
5/11	UCLA	7	11	6
6/1	UNLV	6	10	5



2014 OREGON STATE SEASON IN REVIEW

PITCHING BREAKDOWN

TWITTER.COM/BEAVER_BASEBALL
 INSTAGRAM.COM/BEAVERBASEBALL
 FACEBOOK.COM/OREGONSTATEBASEBALL

Oregon State Starters

Pitcher	Starts	QS	Pct.	#P/Start	IP/Start	SB-ATT	Pct.	PCK	DP	Runs For	R/Start	Team Rec.
Dylan Davis	5	0	.000	54	3.1	1-3	.333	0	0	32	6.4	4-1
Jace Fry	16	12	.750	102	7.2	3-6	.500	1	11	96	6.0	11-5
Andrew Moore	14	10	.714	101	6.2	1-8	.125	2	6	62	4.4	9-5
Scott Schultz	5	5	1.000	91	7.2	1-3	.333	0	5	40	8.0	4-1
Jake Thompson	6	2	.333	70	4.2	2-3	.667	0	2	30	5.0	5-1
Ben Wetzler	13	12	.923	110	7.2	5-9	.555	0	10	73	5.6	12-1

Note: Stats are for starts only

Oregon State Bullpen (Relief Appearances Only)

Reliever	LAST APP (Dec.)	IP	H	R	ER	BB	SO	SV/OPP	HD/OPP	1st AB RET/FACED	RI/S	PCT
Philip Belding	5/31 vs. UC Irvine (ND)	0.0	1	2	2	1	0	0/0	2/2	4/7	7/5	.714
Chandler Eden	5/31 vs. UC Irvine (ND)	0.1	0	0	0	0	0	1/1	0/0	8/11	8/3	.375
Max Engelbrekt	6/2 vs. UC Irvine (ND)	0.1	0	0	0	0	0	1/1	1/1	12/17	14/4	.286
Kevin Flemer	4/11 vs. WSU (ND)	0.0	0	0	0	1	0	0/0	1/1	5/9	7/1	.143
Mak Fox	5/16 vs. Washington (ND)	0.1	0	0	0	0	0	0/0	0/0	4/6	9/3	.333
Brandon Jackson	6/2 vs. UC Irvine (ND)	0.0	0	0	0	0	0	0/0	0/0	11/16	22/2	.090
Andrew Moore	6/2 vs. UC Irvine (ND)	2.0	2	1	1	1	4	0/0	0/0	1/2	2/0	.000
John Pomeroy	2/21 vs. Nebraska (ND)	0.0	0	1	0	1	0	0/0	0/0	0/1	2/0	.000
Zack Reser	5/31 vs. UC Irvine (ND)	0.1	2	3	3	1	0	1/2	1/1	11/19	21/6	.286
Scott Schultz	5/30 vs. NDSU (S)	0.2	1	0	0	0	0	6/7	0/0	11/20	17/5	.294
Trent Shelton	6/2 vs. UC Irvine (ND)	0.1	0	0	0	0	1	2/2	0/0	9/14	14/5	.357
Jake Thompson	5/25 vs. USC (ND)	0.1	0	0	0	0	0	0/0	0/0	6/8	13/3	.231
Ben Wetzler	4/21 vs. Sac. State (ND)	0.2	0	0	0	1	0	0/0	0/0	0/1	2/0	.000

	W-L	ERA	IP	H	R	ER	BB	SO
Starters	36-9	1.74	397.2	270	94	77	120	294
Relievers	9-5	3.95	132.1	126	71	58	52	85

Oregon State Bullpen By Month

Month	W-L	ERA	SV/OPP	IP	H	ER	BB	SO
February	1-1	6.88	2/2	17.0	25	12	7	10
March	2-1	3.24	3/3	41.2	35	15	14	22
April	3-1	1.95	4/5	33.1	22	7	14	21
May	3-2	5.35	2/3	38.2	42	23	16	27
June	0-0	3.37	0/0	2.2	2	1	1	5

Oregon State Bullpen By Location

Location	W-L	ERA	SV/OPP	IP	H	ER	BB	SO
Home	3-1	2.83	8/8	54.0	31	17	18	33
Road	4-3	4.14	1/3	58.2	63	27	26	41
Neutral	2-1	6.40	2/2	19.2	32	14	7	11

Oregon State Staff By Series/Opponent

Team	W-L	ERA	IP	H	ER	BB	SO
Husker Classic	4-0	3.25	36.0	38	13	7	23
Pac-12/Big Ten	2-2	3.00	36.0	33	12	13	15
Wright State	3-1	1.55	36.0	25	8	7	18
Portland	3-0	2.33	27.0	19	7	10	28
Northern Illinois	4-0	0.26	34.0	10	1	9	32
Ohio State	1-0	3.00	9.0	8	3	2	3
Utah	3-0	0.67	27.0	15	2	3	14
Arizona State	1-2	3.21	28.0	27	10	7	27
Arizona	2-1	4.50	26.0	27	13	12	17
Stanford	3-0	0.29	31.0	23	1	8	16
Washington State	2-1	2.77	26.0	23	8	19	14
Sacramento State	1-1	3.71	17.0	21	7	10	12
Oregon	4-1	2.11	47.0	27	11	18	41
California	3-0	2.25	28.0	18	7	7	15
UCLA	3-0	2.33	27.0	24	7	5	22
Washington	2-1	0.67	27.0	15	2	10	22
USC	1-2	1.44	25.0	18	4	8	20
NCAA Regional	3-2	4.19	43.0	27	20	14	41



#29 Philip Belding

Date	Opponent	W-L-S-H	IP	H	R	ER	BB	SO	NP/S
2/15	Nebraska	ND	1.2	4	4	4	0	2	33/21
2/21	Nebraska	ND	0.2	2	1	1	0	0	8/6
3/9	Northern Illinois	ND	0.2	0	0	0	0	0	7/4
3/11	Ohio State	H	0.2	0	0	0	0	0	2/2
4/21	Sacramento St.	H	1.1	1	1	0	1	2	26/15
5/2	California	ND	1.0	1	3	3	2	0	24/10
5/31	UC Irvine	ND	0.0	1	2	2	1	0	8/3

#10 Dylan Davis

Date	Opponent	W-L-S-H	IP	H	R	ER	BB	SO	NP/S
3/9	Northern Illinois *	ND	2.1	2	0	0	3	2	46/22
4/22	Sacramento St. *	ND	4.1	1	0	0	4	3	70/39
5/6	Oregon *	ND	2.0	2	2	2	3	2	47/25
5/13	Portland *	ND	5.0	1	0	0	2	5	66/45
5/20	Oregon *	ND	2.1	1	0	0	2	2	41/20

#22 Chandler Eden

Date	Opponent	W-L-S-H	IP	H	R	ER	BB	SO	NP/S
2/16	Pacific	ND	1.2	4	4	3	1	3	42/24
2/22	Michigan State	ND	0.2	0	0	0	0	0	5/3
2/24	Washington	S	0.0	0	0	0	0	0	4/2
3/1	Wright State	ND	1.1	1	0	0	0	0	8/7
3/2	Wright State	ND	1.0	1	1	1	1	1	15/8
3/7	Northern Illinois	ND	1.0	0	0	0	0	2	8/7
3/23	Arizona State	ND	0.1	0	1	1	2	0	15/6
3/29	Arizona	ND	1.0	1	1	1	0	0	17/10
4/22	Sacramento St.	ND	0.1	0	0	0	0	0	1/1
5/16	Washington	ND	0.0	0	0	0	0	0	1/0
5/31	UC Irvine	ND	0.1	0	0	0	0	0	5/3

#34 Max Engelbrekt

Date	Opponent	W-L-S-H	IP	H	R	ER	BB	SO	NP/S
2/14	Gonzaga	S	1.0	1	0	0	0	2	20/13
2/22	Michigan State	L	1.0	3	2	2	1	0	32/22
2/24	Washington	ND	0.0	1	0	0	0	0	1/1
3/1	Wright State	ND	0.1	1	0	0	0	0	10/7
3/9	Northern Illinois	ND	1.0	0	0	0	1	1	13/6
3/15	Utah	ND	0.2	0	0	0	1	0	15/7
3/23	Arizona State	ND	0.0	2	2	2	0	0	3/2
3/29	Arizona	ND	0.0	0	0	0	0	0	3/1
5/6	Oregon	ND	2.0	3	1	0	1	2	46/26
5/10	UCLA	ND	1.2	0	0	0	0	0	14/12
5/11	UCLA	ND	0.1	0	0	0	0	0	6/4
5/13	Portland	ND	1.0	2	0	0	0	0	13/8
5/16	Washington	ND	0.1	0	0	0	0	0	3/2
5/20	Oregon	ND	1.2	0	0	0	0	1	20/15
5/25	USC	ND	1.0	0	0	0	0	0	6/5
5/30	North Dakota State	H	0.1	0	0	0	0	1	5/3
6/2	UC Irvine	ND	0.1	0	0	0	0	0	6/3

#31 Kevin Flemer

Date	Opponent	W-L-S-H	IP	H	R	ER	BB	SO	NP/S
2/17	Pacific	ND	1.0	0	0	0	0	0	11/8
2/22	Michigan State	ND	0.1	1	1	1	1	0	10/5
2/24	Washington	H	2.0	1	1	1	1	1	34/19
2/28	Wright State	ND	1.1	0	0	0	0	1	15/10
3/1	Wright State	ND	1.0	1	3	1	1	0	13/7
3/9	Northern Illinois	ND	1.0	0	0	0	0	0	10/6
3/28	Arizona	ND	0.2	0	0	0	1	1	14/8
3/29	Arizona	ND	0.0	0	0	0	1	0	5/1
4/11	WSU	ND	0.0	0	0	0	1	0	4/0

#11 Jace Fry

Date	Opponent	W-L-S-H	IP	H	R	ER	BB	SO	NP/S
2/15	Nebraska * ^	W	7.0	9	2	2	0	5	92/65
2/22	Michigan State *	ND	7.0	9	5	4	3	2	103/60
3/1	Wright State * ^	W	8.1	7	2	1	1	2	96/62
3/8	Northern Illinois * ^	W	9.0	0	0	0	2	10	97/66
3/16	Utah * ^	W	9.0	3	0	0	0	6	89/60
3/23	Arizona State *	L	7.1	9	4	4	2	8	105/68
3/30	Arizona * ^	W	7.0	1	0	0	2	5	111/67
4/6	Stanford * ^	W	7.0	10	1	1	0	6	110/74
4/13	WSU * ^	W	8.0	3	1	1	5	6	116/64
4/21	Sacramento St. *	ND	4.0	9	3	3	2	4	77/50
4/28	Oregon * ^	W	8.0	1	1	0	3	11	120/79
5/4	California * ^	W	9.0	1	0	0	1	6	98/68
5/11	UCLA * ^	W	8.0	4	2	2	2	7	108/64
5/17	Washington * ^	W	9.0	7	0	0	3	9	106/67
5/23	USC * ^	ND	6.0	4	2	0	3	7	106/63
5/31	UC Irvine *	L	6.2	6	6	6	1	4	97/63

#17 Mak Fox

Date	Opponent	W-L-S-H	IP	H	R	ER	BB	SO	NP/S
2/15	Nebraska	ND	0.1	2	1	1	0	0	7/4
2/21	Nebraska	ND	0.0	0	1	0	0	0	2/2
3/11	Ohio State	W	3.2	4	0	0	0	0	55/36
4/1	Portland	ND	1.2	1	2	2	0	3	34/20
5/6	Oregon	ND	1.0	1	0	0	0	0	16/12
5/16	Washington	ND	0.1	0	0	0	0	0	4/1

#18 Brandon Jackson

Date	Opponent	W-L-S-H	IP	H	R	ER	BB	SO	NP/S
2/14	Gonzaga	ND	0.1	0	0	0	0	0	10/4
2/21	Nebraska	ND	0.1	1	0	0	0	0	5/4
3/11	Ohio State	ND	1.2	1	0	0	0	1	21/14
3/15	Utah	ND	0.1	0	0	0	0	0	5/3
3/23	Arizona State	ND	0.2	0	0	0	0	0	4/2
3/28	Arizona	ND	0.2	0	0	0	0	0	9/6
4/5	Stanford	ND	0.1	0	0	0	0	0	4/3
4/11	WSU	ND	1.2	1	0	0	0	1	18/11
4/28	Oregon	ND	1.0	0	0	0	0	0	10/7
5/2	California	ND	0.1	0	0	0	0	0	5/3
5/10	UCLA	ND	0.2	0	0	0	1	2	17/9
5/11	UCLA	ND	0.2	2	0	0	0	0	12/6
5/16	Washington	ND	1.2	1	1	0	0	2	26/17
5/23	USC	L	0.1	1	0	0	0	0	9/6
5/31	UC Irvine	ND	0.2	1	3	3	2	1	14/5
6/2	UC Irvine	ND	0.0	0	0	0	0	0	1/0

#23 Andrew Moore

Date	Opponent	W-L-S-H	IP	H	R	ER	BB	SO	NP/S
2/14	Gonzaga * ^	ND	6.0	5	3	1	1	4	97/62
2/21	Nebraska * ^	L	6.2	6	5	1	3	4	94/63
2/28	Wright State * ^	W	7.2	2	0	0	0	6	103/73
3/15	Utah * ^	W	6.1	8	1	1	0	3	95/62
3/22	Arizona State * ^	ND	8.2	10	2	2	1	5	115/78
3/29	Arizona *	L	3.0	10	6	6	1	2	71/46
4/5	Stanford * ^	ND	7.0	8	0	0	4	7	123/76
4/12	WSU *	W	5.2	11	5	5	3	0	89/52
4/21	Sacramento St.	L	0.2	2	1	1	1	2	20/12
4/26	Oregon * ^	W	8.0	4	2	2	3	7	121/81
5/3	California * ^	ND	7.2	6	2	2	1	1	99/64
5/10	UCLA * ^	W	6.2	10	3	3	2	3	105/67
5/16	Washington *	L	5.2	5	3	2	4	2	116/73
5/25	USC *	L	4.2	4	2	1	1	4	76/55
5/30	North Dakota St. * ^	W	8.0	4	1	1	0	14	117/79
6/2	UC Irvine	ND	2.0	2	1	1	1	4	33/21

#25 Tyler Painton

Date	Opponent	W-L-S-H	IP	H	R	ER	BB	SO	NP/S
2/21	Nebraska	ND	0.1	1	1	0	0	0	7/3

#35 John Pomeroy

Date	Opponent	W-L-S-H	IP	H	R	ER	BB	SO	NP/S
2/21	Nebraska	ND	0.0	0	1	0	1	0	4/0



2014 OREGON STATE SEASON IN REVIEW

PITCHERS GAME-BY-GAME

TWITTER.COM/BEAVER_BASEBALL
 INSTAGRAM.COM/BEAVERBASEBALL
 FACEBOOK.COM/OREGONSTATEBASEBALL

#38 Zack Reser

Date	Opponent	W-L-S-H	IP	H	R	ER	BB	SO	NP/S
2/14	Gonzaga	W	1.0	0	0	0	1	0	12/6
2/17	Pacific	ND	1.0	1	0	0	0	1	19/12
2/21	Nebraska	ND	0.0	0	0	0	1	0	4/0
3/2	Wright State	ND	0.1	0	0	0	0	0	9/5
3/9	Northern Illinois	W	4.0	2	0	0	0	2	50/35
3/29	Arizona	ND	2.2	3	0	0	1	1	33/24
4/1	Portland	W	3.2	3	0	0	1	4	54/36
4/5	Stanford	ND	0.2	1	0	0	0	0	12/9
4/6	Stanford	H	1.0	0	0	0	0	0	7/4
4/12	WSU	S	3.1	1	0	0	0	3	50/35
4/22	Sacramento St.	W	4.1	4	1	1	0	1	44/32
4/25	Oregon	ND	0.0	0	0	0	1	0	5/1
4/26	Oregon	ND	0.0	0	0	0	1	0	6/2
5/3	California	ND	0.2	2	0	0	0	0	13/10
5/6	Oregon	ND	1.2	2	0	0	0	1	18/14
5/10	UCLA	ND	0.0	0	0	0	0	0	4/2
5/13	Portland	ND	0.2	1	0	0	0	0	5/4
5/20	Oregon	ND	1.0	2	1	1	0	1	24/12
5/31	UC Irvine	ND	0.1	2	3	3	1	0	12/7

#24 Scott Schultz

Date	Opponent	W-L-S-H	IP	H	R	ER	BB	SO	NP/S
2/16	Pacific * ^	W	7.0	6	2	2	2	3	94/64
2/23	Indiana * ^	W	9.0	6	1	1	0	6	95/71
3/1	Wright State	S	0.1	0	0	0	0	0	2/1
3/1	Wright State * ^	L	6.1	5	3	2	3	3	88/56
3/8	Northern Illinois * ^	W	7.0	5	2	1	1	3	75/52
3/14	Utah	ND	1.0	1	0	0	0	1	13/8
3/15	Utah	ND	1.0	0	0	0	0	0	8/8
3/21	Arizona State	ND	2.0	0	0	0	0	2	23/17
3/22	Arizona State	L	1.1	2	1	1	1	2	16/11
3/30	Arizona	ND	2.0	3	0	0	0	1	32/21
4/1	Portland	ND	0.2	3	2	1	0	1	24/17
4/5	Stanford	W	4.2	0	0	0	0	2	43/35
4/6	Stanford	S	1.0	0	0	0	0	0	7/6
4/13	WSU	ND	1.0	1	0	0	1	1	13/7
4/21	Sacramento St.	BS	1.1	4	2	2	1	0	43/27
4/25	Oregon	S	0.2	0	0	0	0	0	7/4
4/26	Oregon	S	1.0	0	0	0	1	1	20/13
5/3	California	W	1.2	2	1	1	0	2	25/18
5/6	Oregon	W	4.1	0	0	0	2	3	47/32
5/9	UCLA	S	1.0	0	0	0	0	2	12/8
5/13	Portland	ND	1.0	2	2	0	0	1	20/16
5/25	USC	ND	2.0	3	1	1	1	2	38/23
5/30	North Dakota State	S	0.2	1	0	0	0	0	6/4
6/1	UC Irvine * ^	W	9.0	2	0	0	2	4	98/65

#26 Trent Shelton

Date	Opponent	W-L-S-H	IP	H	R	ER	BB	SO	NP/S
2/14	Gonzaga	ND	0.2	2	0	0	0	0	11/6
2/16	Pacific	ND	0.1	1	0	0	0	0	10/7
2/21	Nebraska	ND	1.0	0	0	0	0	0	10/8
3/4	Portland	S	4.0	1	0	0	1	3	45/33
3/11	Ohio State	S	2.0	1	0	0	1	1	25/14
3/15	Utah	ND	0.2	1	0	0	0	1	14/10
3/23	Arizona State	ND	0.2	0	0	0	0	1	4/4
3/28	Arizona	ND	0.1	3	2	2	0	0	11/9
3/29	Arizona	ND	0.2	2	3	3	1	1	16/8
4/5	Stanford	ND	0.1	0	0	0	1	0	7/2
4/11	WSU	ND	0.1	0	0	0	1	0	7/2
5/2	California	ND	0.0	0	0	0	1	0	16/9
5/13	Portland	ND	1.1	2	2	2	0	1	14/11
5/16	Washington	ND	0.1	0	0	0	0	0	4/2
5/23	USC	ND	0.1	1	0	0	0	0	7/4
6/2	UC Irvine	ND	0.1	0	0	0	0	1	4/3

#44 Jake Thompson

Date	Opponent	W-L-S-H	IP	H	R	ER	BB	SO	NP/S
2/17	Pacific * ^	W	7.0	3	0	0	2	3	89/50
2/24	Washington * ^	W	6.2	2	1	1	2	2	91/52
3/1	Wright State	ND	0.1	3	2	2	0	0	13/10
3/4	Portland *	W	5.0	1	0	0	2	7	74/40
3/11	Ohio State *	ND	1.0	2	3	3	1	1	26/15
3/29	Arizona	ND	0.2	1	1	1	1	0	10/4
4/1	Portland *	ND	3.0	2	2	2	4	3	55/29
4/11	WSU	ND	0.2	0	0	0	2	0	14/4
5/6	Oregon	ND	1.0	1	0	0	1	0	12/5
5/16	Washington	ND	0.2	0	0	0	1	0	13/5
5/20	Oregon	L	3.0	5	5	5	2	3	54/33
5/23	USC	ND	1.1	1	0	0	0	2	21/12
5/25	USC	ND	0.1	0	0	0	0	0	3/1
6/2	UC Irvine *	L	5.1	4	3	3	3	2	83/52

#9 Ben Wetzler

Date	Opponent	W-L-S-H	IP	H	R	ER	BB	SO	NP/S
3/2	Wright State * ^	W	7.2	4	1	1	1	5	89/62
3/7	Northern Illinois * ^	W	8.0	1	0	0	2	12	105/67
3/14	Utah * ^	W	8.0	2	1	1	2	3	103/67
3/21	Arizona State * ^	W	7.0	2	0	0	1	8	112/73
3/28	Arizona * ^	W	7.1	3	0	0	4	6	107/59
4/4	Stanford * ^	W	9.0	4	1	0	3	1	117/76
4/11	WSU *	L	5.1	6	4	2	6	3	111/59
4/21	Sacramento St.	ND	0.2	0	0	0	1	0	9/4
4/25	Oregon * ^	W	8.1	5	1	1	1	7	126/76
5/2	California * ^	W	7.2	5	1	1	2	6	109/75
5/9	UCLA * ^	W	8.0	8	2	2	0	8	120/82
5/18	Washington * ^	W	9.0	2	0	0	2	9	116/76
5/24	USC * ^	W	9.0	3	0	0	3	5	103/70
6/1	UNLV * ^	W	9.0	4	1	1	3	10	128/83



(February Statistics Sorted by Batting avg)

Record: 6-2 Home: 0-0 Away: 0-0 Neutral: 6-2 Pac-12: 0-0

Player	avg	gp-gs	ab	r	h	2b	3b	hr	rbi	tb	slg%	bb	hp	so	gdp	ob%	sf	sh	sb-att	po	a	e	fld%
40 Hendrix, Jeff	.500	5-5	14	6	7	2	0	0	7	9	.643	4	2	4	0	.650	0	0	0-0	13	1	0	1.000
3 Keyes, Kevin	.483	8-7	29	7	14	4	0	0	6	18	.621	1	0	5	0	.500	0	0	2-2	61	5	2	.971
16 Clark, Gabe	.429	4-3	7	5	3	0	0	0	2	3	.429	3	2	0	0	.667	0	0	0-0	5	0	0	1.000
8 Conforto, Michael	.385	8-8	26	7	10	2	1	0	13	14	.538	11	0	3	0	.553	1	0	1-2	22	1	0	1.000
14 Hamilton, Caleb	.321	8-7	28	5	9	0	1	0	2	11	.393	3	2	2	1	.412	1	2	0-0	3	11	1	.933
1 Peterson, Andy	.308	8-8	26	5	8	2	0	0	1	10	.385	6	1	4	0	.455	0	3	0-0	13	30	4	.915
12 Rulli, Nick	.273	6-2	11	2	3	1	0	0	4	4	.364	2	0	2	0	.385	0	1	1-2	5	2	0	1.000
7 Morrison, Trever	.258	8-8	31	10	8	1	1	0	3	11	.355	3	0	5	0	.314	1	1	0-0	13	22	3	.921
33 Ice, Logan	.240	8-8	25	5	6	1	0	0	7	7	.280	6	1	4	2	.406	0	0	0-0	32	8	0	1.000
30 Howard, Michael	.200	7-6	20	3	4	1	0	0	0	5	.250	3	0	1	1	.304	0	1	0-0	5	0	0	1.000
10 Davis, Dylan	.188	8-8	32	4	6	1	0	1	9	10	.313	4	0	7	1	.270	1	0	1-2	16	0	0	1.000
19 King, Billy	.143	3-1	7	0	1	0	0	0	1	1	.143	0	0	1	1	.143	0	0	0-0	5	0	0	1.000
15 Casper, Jerad	.000	4-1	5	1	0	0	0	0	0	0	.000	1	0	3	0	.167	0	0	0-0	15	1	0	1.000
37 Fishback, Mason	.000	3-0	2	0	0	0	0	0	0	0	.000	0	0	0	0	.000	0	0	0-0	5	1	0	1.000
28 Jarmon, Hunter	.000	2-0	1	0	0	0	0	0	0	0	.000	0	0	0	0	.000	0	0	0-0	0	0	0	.000
4 Mildenberg, Tyler	.000	3-0	1	0	0	0	0	0	0	0	.000	1	0	1	0	.500	0	0	0-0	0	1	0	1.000
13 James, Dan	.000	1-0	1	0	0	0	0	0	0	0	.000	0	0	0	0	.000	0	0	0-0	0	0	0	.000
45 Clardy, Caylen	.000	5-0	1	0	0	0	0	0	0	0	.000	0	0	0	0	.000	0	0	0-0	0	0	0	.000
Totals	.296	8	267	60	79	15	3	1	55	103	.386	48	8	42	6	.413	4	8	5-8	216	100	11	.966
Opponents	.257	8	276	36	71	9	3	1	32	89	.322	20	9	38	4	.327	1	5	3-7	204	82	9	.969

LOB - Team (71), Opp (59). DPs turned - Team (6), Opp (9). IBB - Team (6), Conforto, M. 3, Howard, M. 1, Davis, D. 1, Ice, L. 1, Opp (2).

(February Statistics Sorted by Earned run avg)

Player	era	w-l	app	gs	cg	sho	sv	ip	h	r	er	bb	so	2b	3b	hr	b/avg	wp	hp	bks	sfa	sha
26 Shelton, Trent	0.00	0-0	3	0	0	0/0	0	2.0	3	0	0	0	0	0	0	0	.300	1	0	0	0	0
38 Reser, Zack	0.00	1-0	3	0	0	0/1	0	2.0	1	0	0	2	1	0	0	0	.167	0	0	0	0	1
18 Jackson, Brandon	0.00	0-0	2	0	0	0/0	0	0.2	1	0	0	0	0	1	0	0	.500	0	2	0	0	0
25 Painton, Tyler	0.00	0-0	1	0	0	0/0	0	0.1	1	1	0	0	0	0	0	0	.500	0	0	0	0	0
35 Pomeroy, John	0.00	0-0	1	0	0	0/0	0	0.0	0	1	0	1	0	0	0	0		0	0	0	0	0
44 Thompson, Jake	0.66	2-0	2	2	0	0/1	0	13.2	5	1	1	4	5	1	0	0	.111	4	1	0	0	1
23 Moore, Andrew	1.42	0-1	2	2	0	0/0	0	12.2	11	8	2	4	8	1	0	0	.224	1	1	0	0	1
24 Schultz, Scott	1.69	2-0	2	2	1	0/0	0	16.0	12	3	3	2	9	1	0	0	.211	1	1	0	0	0
11 Fry, Jace	3.86	1-0	2	2	0	0/0	0	14.0	18	7	6	3	7	3	1	1	.327	2	1	0	0	1
31 Flemer, Kevin	5.40	0-0	3	0	0	0/1	0	3.1	2	2	2	2	1	0	0	0	.200	1	2	0	0	1
34 Engelbrekt, Max	9.00	0-1	3	0	0	0/0	1	2.0	5	2	2	1	2	0	0	0	.385	1	0	0	0	0
22 Eden, Chandler	10.12	0-0	3	0	0	0/0	1	2.2	4	4	3	1	3	0	0	0	.333	4	0	0	0	0
29 Belding, Philip	19.29	0-0	2	0	0	0/0	0	2.1	6	5	5	0	2	1	2	0	.500	0	1	0	1	0
17 Fox, Mak	27.00	0-0	2	0	0	0/0	0	0.1	2	2	1	0	0	1	0	0	.667	0	0	0	0	0
Totals	3.00	6-2	8	8	1	1/1	2	72.0	71	36	24	20	38	9	3	1	.257	15	9	0	1	5
Opponents	5.69	2-6	8	8	0	0/0	0	68.0	79	60	43	48	42	15	3	1	.296	8	8	0	4	8

PB - Team (1), Ice, L. 1, Opp (2). Pickoffs - Team (2), Moore, A. 1, Fry, J. 1. SBA/ATT - Ice, L. (2-5), Moore, A. (1-3), Schultz, S. (1-1), Fry, J. (0-1), Belding, P. (1-1), Eden, C. (0-1), Fishback, M. (1-1).



2014 OREGON STATE SEASON IN REVIEW

MARCH STATISTICS

TWITTER.COM/BEAVER_BASEBALL
 INSTAGRAM.COM/BEAVERBASEBALL
 FACEBOOK.COM/OREGONSTATEBASEBALL

(March Statistics Sorted by Batting avg)

Record: 15-4 Home: 10-3 Away: 5-1 Pac-12: 6-3

Player	avg	gp-gs	ab	r	h	2b	3b	hr	rbi	tb	slg%	bb	hp	so	gdp	ob%	sf	sh	sb-att	po	a	e	fld%
45 Clardy, Caylen	1.000	4-0	1	1	1	0	0	0	0	1	1.000	0	0	0	0	1.000	0	0	0-0	0	0	0	.000
40 Hendrix, Jeff	.429	9-7	28	7	12	1	1	0	3	15	.536	3	2	7	0	.515	0	0	1-1	15	1	0	1.000
4 Mildenberg, Tyler	.429	7-0	7	2	3	0	0	0	1	3	.429	2	0	1	0	.556	0	1	0-0	0	0	0	.000
8 Conforto, Michael	.391	19-19	64	17	25	5	1	1	20	35	.547	18	5	9	1	.545	1	0	0-2	34	2	2	.947
12 Rulli, Nick	.364	14-6	11	2	4	0	1	0	1	6	.545	5	0	3	0	.563	0	2	0-1	19	0	0	1.000
10 Davis, Dylan	.361	19-19	72	13	26	6	0	2	23	38	.528	10	1	11	0	.435	2	0	1-2	19	1	0	1.000
1 Peterson, Andy	.293	19-19	75	18	22	4	1	0	6	28	.373	5	3	16	1	.357	1	4	3-5	40	53	0	1.000
3 Keyes, Kevin	.282	19-18	71	12	20	2	1	1	8	27	.380	8	2	5	5	.370	0	0	1-1	168	13	2	.989
16 Clark, Gabe	.278	16-14	54	7	15	4	1	1	15	24	.444	4	1	6	1	.333	1	0	0-0	19	1	0	1.000
30 Howard, Michael	.256	15-11	43	5	11	1	0	0	9	12	.279	5	0	9	1	.320	2	1	0-1	19	0	0	1.000
33 Ice, Logan	.250	19-17	56	8	14	0	0	0	5	14	.250	7	1	5	0	.333	2	5	2-2	103	22	0	1.000
7 Morrison, Trever	.232	19-19	69	17	16	1	1	0	4	19	.275	16	4	16	1	.404	0	3	3-4	21	64	2	.977
14 Hamilton, Caleb	.189	16-15	53	7	10	2	0	0	6	12	.226	9	1	14	0	.308	2	1	1-1	5	28	1	.971
15 Casper, Jerad	.188	11-5	16	3	3	1	0	1	4	7	.438	4	0	3	0	.350	0	0	2-2	30	3	2	.943
19 King, Billy	.000	3-0	3	0	0	0	0	0	0	0	.000	0	0	2	0	.000	0	0	0-0	0	0	0	.000
28 Jarmon, Hunter	.000	2-1	2	0	0	0	0	0	0	0	.000	1	0	0	0	.333	0	0	1-1	3	0	0	1.000
6 Esposito, Nate	.000	2-0	0	0	0	0	0	0	0	0	.000	0	0	0	0	.000	0	0	0-0	1	0	0	1.000
11 Fry, Jace	.000	1-1	0	0	0	0	0	0	0	0	.000	0	0	0	0	.000	0	0	0-0	0	10	0	1.000
37 Fishback, Mason	.000	3-0	0	0	0	0	0	0	0	0	.000	0	0	0	0	.000	0	0	0-0	4	0	0	1.000
Totals	.291	19	625	119	182	27	7	6	105	241	.386	97	20	107	10	.397	11	17	15-23	507	222	10	.986
Opponents	.193	19	584	42	113	18	4	0	37	139	.238	43	14	120	12	.263	5	8	3-14	482	185	19	.972

LOB - Team (169), Opp (106). DPs turned - Team (16), Opp (13). CI - Team (1), Keyes, K. 1. IBB - Team (5), Davis, D. 2, Morrison, T. 1, Keyes, K. 1, Conforto, M. 1, Opp (3). Picked off - Rulli, N. 1, Howard, M. 1.

(March Statistics Sorted by Earned run avg)

Player	era	w-l	app	gs	cg	sho	sv	ip	h	r	er	bb	so	2b	3b	hr	b/avg	wp	hp	bk	sfa	sha
38 Reser, Zack	0.00	1-0	3	0	0	0/1	0	7.0	5	0	0	1	3	0	0	0	.200	0	1	0	0	0
17 Fox, Mak	0.00	1-0	1	0	0	0/0	0	3.2	4	0	0	0	0	1	0	0	.308	0	0	0	0	0
18 Jackson, Brandon	0.00	0-0	4	0	0	0/0	0	3.1	1	0	0	0	1	0	0	0	.111	0	1	1	0	0
10 Davis, Dylan	0.00	0-0	1	1	0	0/1	0	2.1	2	0	0	3	2	0	0	0	.250	0	1	0	0	0
29 Belding, Philip	0.00	0-0	2	0	0	0/1	0	1.1	0	0	0	0	0	0	0	0	.000	0	0	0	0	0
9 Wetzler, Ben	0.47	5-0	5	5	0	0/2	0	38.0	12	2	2	10	34	3	1	0	.098	0	3	1	0	1
11 Fry, Jace	1.11	4-1	5	5	2	2/1	0	40.2	20	6	5	7	31	3	0	0	.146	1	1	0	1	2
24 Schultz, Scott	1.71	1-2	8	2	1	0/2	1	21.0	17	6	4	5	12	2	0	0	.227	2	0	0	0	2
31 Flemer, Kevin	2.25	0-0	5	0	0	0/2	0	4.0	1	3	1	3	2	1	0	0	.083	0	0	0	0	1
23 Moore, Andrew	3.16	2-1	4	4	0	0/1	0	25.2	30	9	9	2	16	4	1	0	.291	0	1	0	0	1
26 Shelton, Trent	5.40	0-0	6	0	0	0/1	2	8.1	8	5	5	3	7	0	2	0	.267	0	0	0	1	0
22 Eden, Chandler	5.79	0-0	5	0	0	0/1	0	4.2	3	3	3	3	3	1	0	0	.214	3	1	0	2	0
44 Thompson, Jake	7.71	1-0	4	2	0	0/1	0	7.0	7	6	6	4	8	2	0	0	.269	0	4	0	0	1
34 Engelbrekt, Max	9.00	0-0	5	0	0	0/1	0	2.0	3	2	2	2	1	1	0	0	.429	0	1	0	1	0
Totals	1.97	15-4	19	19	3	8/6	3	169.0	113	42	37	43	120	18	4	0	.193	6	14	2	5	8
Opponents	6.05	4-15	19	19	0	0/0	2	160.2	182	119	108	97	107	27	7	6	.291	15	20	3	11	17

PB - Team (1), Ice, L. 1, Opp (4). Pickoffs - Team (0), Opp (2). SBA/ATT - Ice, L. (3-13), Wetzler, B. (1-5), Thompson, J. (1-2), Keyes, K. (0-1), Fry, J. (1-1), Jackson, B. (0-1), Moore, A. (0-1), Davis, D. (0-1), Schultz, S. (0-1), Shelton, T. (0-1), Flemer, K. (0-1).



(April Statistics Sorted by Batting avg)

Record: 10-2 Home: 6-0 Away: 4-2 Pac-12: 8-1

Player	avg	gp-gs	ab	r	h	2b	3b	hr	rbi	tb	slg%	bb	hp	so	gdp	ob%	sf	sh	sb-att	po	a	e	fld%
6 Esposito, Nate	.500	2-1	2	0	1	0	0	0	0	1	.500	1	0	0	0	.667	0	0	0-0	10	0	0	1.000
8 Conforto, Michael	.455	12-12	44	16	20	3	0	3	11	32	.727	9	4	9	1	.579	0	0	1-2	24	1	0	1.000
30 Howard, Michael	.318	7-6	22	4	7	1	0	0	3	8	.364	3	0	3	1	.400	0	1	0-0	0	0	0	.000
12 Rulli, Nick	.286	5-2	7	2	2	1	0	0	0	3	.429	1	0	1	0	.375	0	0	1-1	3	0	0	1.000
40 Hendrix, Jeff	.280	12-11	50	11	14	2	1	0	7	18	.360	4	3	9	0	.368	0	0	0-1	23	0	2	.920
14 Hamilton, Caleb	.273	10-9	33	2	9	1	0	1	6	13	.394	4	1	6	0	.368	0	1	4-5	7	19	1	.963
3 Keyes, Kevin	.261	7-7	23	1	6	1	0	0	5	7	.304	4	0	2	1	.357	1	0	0-1	64	5	2	.972
16 Clark, Gabe	.241	10-8	29	3	7	2	0	0	6	9	.310	4	0	5	1	.314	2	0	0-0	17	0	0	1.000
10 Davis, Dylan	.231	12-12	52	7	12	4	0	1	15	19	.365	3	0	7	1	.268	1	0	0-1	24	0	1	.960
33 Ice, Logan	.219	12-11	32	4	7	2	0	0	2	9	.281	14	1	6	1	.458	1	1	2-2	65	10	0	1.000
15 Casper, Jerad	.190	11-4	21	2	4	1	0	1	3	8	.381	2	0	8	1	.261	0	0	1-1	46	5	1	.981
7 Morrison, Trever	.184	12-12	38	5	7	1	0	0	2	8	.211	7	1	10	0	.326	0	2	1-1	17	35	0	1.000
1 Peterson, Andy	.156	12-12	45	7	7	0	0	0	3	7	.156	4	1	5	1	.235	1	5	2-2	19	36	2	.965
13 James, Dan	.000	1-0	1	0	0	0	0	0	0	0	.000	0	0	0	0	.000	0	0	0-0	0	0	0	.000
19 King, Billy	.000	1-1	0	1	0	0	0	0	0	0	.000	2	0	0	0	1.000	0	0	0-0	7	0	1	.875
45 Clardy, Caylen	.000	1-0	0	0	0	0	0	0	0	0	.000	0	0	0	0	.000	0	0	0-0	0	0	0	.000
Totals	.258	12	399	65	103	19	1	6	63	142	.356	62	11	71	8	.368	6	10	12-17	330	140	12	.975
Opponents	.220	12	391	30	86	10	1	1	23	101	.258	52	18	79	13	.338	1	16	7-8	318	129	11	.976

LOB - Team (105), Opp (118). DPs turned - Team (14), Opp (10). IBB - Team (3), Davis, D. 1, Conforto, M. 1, Clark, G. 1, Opp (1). Picked off - Morrison, T. 1.

(April Statistics Sorted by Earned run avg)

Player	era	w-l	app	gs	cg	sho	sv	ip	h	r	er	bb	so	2b	3b	hr	b/avg	wp	hp	bks	sfa	sha
10 Davis, Dylan	0.00	0-0	1	1	0	0/0	0	4.1	1	0	0	4	3	0	0	0	.077	0	2	0	0	1
18 Jackson, Brandon	0.00	0-0	3	0	0	0/1	0	3.0	1	0	0	0	1	0	0	0	.100	0	0	0	0	0
29 Belding, Philip	0.00	0-0	1	0	0	0/0	0	1.1	1	1	0	1	2	0	0	0	.200	0	0	0	0	0
26 Shelton, Trent	0.00	0-0	2	0	0	0/1	0	0.2	0	0	0	2	0	0	0	0	.000	0	0	0	0	0
22 Eden, Chandler	0.00	0-0	1	0	0	0/0	0	0.1	0	0	0	0	0	0	0	0	.000	0	0	0	0	0
31 Flemer, Kevin	0.00	0-0	1	0	0	0/0	0	0.0	0	0	0	1	0	0	0	0		1	0	0	0	0
38 Reser, Zack	0.69	2-0	7	0	0	0/1	1	13.0	9	1	1	3	8	0	0	1	.205	2	3	0	0	1
9 Wetzler, Ben	1.16	2-1	4	3	1	0/0	0	23.1	15	6	3	11	11	4	0	0	.192	1	4	0	0	6
11 Fry, Jace	1.67	3-0	4	4	0	0/0	0	27.0	23	6	5	10	27	1	1	0	.225	2	4	1	1	0
24 Schultz, Scott	2.61	1-0	7	0	0	0/1	3	10.1	8	4	3	3	5	1	0	0	.205	0	1	0	0	0
23 Moore, Andrew	3.38	2-1	4	3	0	0/1	0	21.1	25	8	8	11	16	3	0	0	.313	0	2	0	0	7
44 Thompson, Jake	4.91	0-0	2	1	0	0/0	0	3.2	2	2	2	6	3	1	0	0	.182	2	0	0	0	1
17 Fox, Mak	10.80	0-0	1	0	0	0/0	0	1.2	1	2	2	0	3	0	0	0	.167	0	2	0	0	0
Totals	1.96	10-2	12	12	1	1/1	4	110.0	86	30	24	52	79	10	1	1	.220	8	18	1	1	16
Opponents	4.84	2-10	12	12	1	0/0	0	106.0	103	65	57	62	71	19	1	6	.258	7	11	3	6	10

PB - Team (0), Opp (2). Pickoffs - Team (1), Thompson, J. 1, Opp (1). SBA/ATT - Ice, L. (7-8), Fry, J. (3-4), Wetzler, B. (3-3), Davis, D. (1-1).



2014 OREGON STATE SEASON IN REVIEW

MAY STATISTICS

TWITTER.COM/BEAVER_BASEBALL
INSTAGRAM.COM/BEAVERBASEBALL
FACEBOOK.COM/OREGONSTATEBASEBALL

(May Sorted by Batting avg)

Record: 12-5 Home: 6-2 Away: 5-3 Neutral: 1-0 Pac-12: 9-3

Player	avg	gp-gs	ab	r	h	2b	3b	hr	rbi	tb	slg%	bb	hp	so	gdp	ob%	sf	sh	sb-att	po	a	e	fld%
40 Hendrix, Jeff	.333	17-17	69	17	23	4	2	2	13	37	.536	6	5	14	0	.410	3	0	3-3	42	0	1	.977
16 Clark, Gabe	.315	17-17	54	8	17	3	0	0	8	20	.370	9	3	12	0	.433	1	2	0-0	132	5	2	.986
10 Davis, Dylan	.309	17-17	68	8	21	3	0	3	17	33	.485	4	1	3	3	.347	2	0	2-3	20	2	2	.917
6 Esposito, Nate	.286	3-3	7	0	2	0	0	0	0	2	.286	0	0	4	0	.286	0	2	0-0	12	4	0	1.000
33 Ice, Logan	.265	17-14	49	5	13	1	0	0	4	14	.286	12	0	11	3	.410	0	2	1-1	106	14	0	1.000
30 Howard, Michael	.263	14-11	38	3	10	3	0	0	0	13	.342	9	0	9	1	.404	0	3	1-1	9	0	0	1.000
1 Peterson, Andy	.240	12-12	50	11	12	2	1	0	4	16	.320	3	2	10	1	.309	0	3	4-4	19	50	1	.986
12 Rulli, Nick	.235	8-5	17	1	4	1	0	0	2	5	.294	2	1	6	1	.350	0	1	2-2	3	0	0	1.000
7 Morrison, Trever	.218	17-17	55	8	12	0	3	0	7	18	.327	8	1	18	0	.323	1	1	3-3	27	51	3	.963
8 Conforto, Michael	.217	17-17	60	10	13	5	0	3	11	27	.450	13	3	14	1	.382	0	0	2-2	29	2	0	1.000
3 Keyes, Kevin	.211	6-5	19	0	4	0	0	0	1	4	.211	1	0	4	1	.250	0	1	0-0	26	8	2	.944
14 Hamilton, Caleb	.193	17-16	57	5	11	3	0	0	4	14	.246	9	2	15	0	.324	0	0	1-2	16	31	2	.959
15 Casper, Jerad	.111	9-2	9	0	1	0	0	0	1	1	.111	1	0	3	0	.200	0	0	0-0	7	5	0	1.000
13 James, Dan	.000	1-0	4	0	0	0	0	0	0	0	.000	0	0	2	0	.000	0	0	0-0	8	1	0	1.000
19 King, Billy	.000	1-0	1	0	0	0	0	0	0	0	.000	0	0	1	0	.000	0	0	0-0	0	0	0	.000
4 Mildenberg, Tyler	.000	2-0	0	0	0	0	0	0	0	0	.000	0	0	0	0	.000	0	0	0-0	0	0	0	.000
45 Clardy, Caylen	.000	3-0	0	1	0	0	0	0	0	0	.000	0	0	0	0	.000	0	0	0-0	0	0	0	.000
Totals	.257	17	557	77	143	25	6	8	72	204	.366	77	18	126	11	.361	7	15	19-21	459	199	16	.976
Opponents	.216	17	533	53	115	22	4	7	47	166	.311	48	15	121	13	.296	6	20	5-13	451	171	15	.976

LOB - Team (146), Opp (110). DPs turned - Team (16), Opp (14). IBB - Team (8), Conforto, M. 3, Ice, L. 2, Davis, D. 2, Howard, M. 1, Opp (5). Picked off - Howard, M. 1, Clark, G. 1.

(May Sorted by Earned run avg)

Player	era	w-l	app	gs	cg	sho	sv	ip	h	r	er	bb	so	2b	3b	hr	b/avg	wp	hp	bk	sfa	sha
34 Engelbrekt, Max	0.00	0-0	8	0	0	0/0	0	8.1	5	1	0	1	4	0	0	0	.167	0	0	0	0	0
17 Fox, Mak	0.00	0-0	2	0	0	0/0	0	1.1	1	0	0	0	0	0	0	0	.333	0	0	0	1	0
22 Eden, Chandler	0.00	0-0	2	0	0	0/0	0	0.1	0	0	0	0	0	0	0	0	.000	0	1	0	0	0
9 Wetzler, Ben	0.80	4-0	4	4	2	2/0	0	33.2	18	3	3	7	28	3	0	1	.159	0	1	0	0	2
24 Schultz, Scott	1.69	2-0	6	0	0	0/0	2	10.2	8	4	2	3	10	3	1	0	.205	0	1	0	0	1
11 Fry, Jace	1.86	3-1	5	5	2	2/0	0	38.2	22	10	8	10	33	4	2	1	.171	2	7	0	1	7
10 Davis, Dylan	1.93	0-0	3	3	0	0/0	0	9.1	4	2	2	7	9	0	0	0	.143	1	0	0	0	2
23 Moore, Andrew	2.48	2-2	5	5	0	0/0	0	32.2	29	11	9	8	24	4	0	2	.246	0	2	0	1	3
44 Thompson, Jake	7.11	0-1	5	0	0	0/0	0	6.1	7	5	5	4	5	2	1	1	.304	0	0	0	1	2
38 Reser, Zack	8.31	1-0	6	0	0	0/0	0	4.1	9	4	4	1	2	3	0	1	.474	1	2	0	2	0
26 Shelton, Trent	9.00	0-0	4	0	0	0/0	0	2.0	4	2	2	1	1	3	0	0	.400	0	0	0	0	0
18 Jackson, Brandon	10.38	0-1	6	0	0	0/0	0	4.1	6	6	5	3	5	0	0	0	.400	0	0	0	0	3
29 Belding, Philip	45.00	0-0	2	0	0	0/0	0	1.0	2	5	5	3	0	0	0	1	.400	0	1	0	0	0
Totals	2.65	12-5	17	17	4	4/0	2	153.0	115	53	45	48	121	22	4	7	.216	4	15	0	6	20
Opponents	3.83	5-12	17	17	1	0/0	2	150.1	143	77	64	77	126	25	6	8	.257	7	18	2	7	15

PB - Team (1), Ice, L. 1, Opp (1). Pickoffs - Team (2), Moore, A. 1, Wetzler, B. 1, Opp (2). SBA/ATT - Ice, L. (3-7), Esposito, N. (1-3), Moore, A. (0-3), Schultz, S. (2-2), Wetzler, B. (1-2), Fry, J. (1-2), Engelbrekt (0-1), Thompson, J. (1-1), Davis, D. (0-1), Jackson, B. (0-1).



(June Sorted by Batting avg)

Record: 2-1 Home: 2-1 Away: 0-0 Pac-12: 0-0

Player	avg	gp-gs	ab	r	h	2b	3b	hr	rbi	tb	slg%	bb	hp	so	gdp	ob%	sf	sh	sb-att	po	a	e	fld%
12 Rulli, Nick	1.000	1-0	1	1	1	0	1	0	0	3	3.000	0	0	0	0	1.000	0	0	0-0	0	0	0	.000
3 Keyes, Kavin	.600	3-3	10	2	6	0	1	0	3	8	.800	2	0	1	0	.667	0	0	0-0	28	1	0	1.000
40 Hendrix, Jeff	.400	3-3	10	1	4	2	1	0	2	8	.800	2	1	1	0	.538	0	0	0-0	11	0	0	1.000
33 Ice, Logan	.300	3-3	10	1	3	1	0	0	1	4	.400	1	0	0	0	.333	1	0	0-0	20	3	0	1.000
14 Hamilton, Caleb	.273	3-3	11	2	3	0	0	0	0	3	.273	0	0	2	1	.273	0	1	1-1	0	5	0	1.000
7 Morrison, Trever	.273	3-3	11	0	3	0	0	0	1	3	.273	0	0	1	0	.273	0	0	1-1	1	8	1	.900
8 Conforto, Michael	.222	3-3	9	2	2	1	0	0	1	3	.333	4	0	3	0	.462	0	0	0-0	6	1	0	1.000
10 Davis, Dylan	.154	3-3	13	1	2	0	0	0	0	2	.154	0	0	3	0	.154	0	0	0-0	3	0	0	1.000
16 Clark, Gabe	.154	3-3	13	1	2	1	0	0	3	3	.231	0	0	4	2	.154	0	0	0-0	0	0	0	.000
1 Peterson, Andy	.000	3-3	11	1	0	0	0	0	0	0	.000	0	0	3	0	.000	0	1	0-0	8	7	0	1.000
15 Casper, Jerad	.000	1-0	0	0	0	0	0	0	0	0	.000	0	0	0	0	.000	0	0	0-0	0	0	0	.000
Totals	.263	3	99	12	26	5	3	0	11	37	.374	9	1	18	3	.327	1	2	2-2	78	32	1	.991
Opponents	.141	3	85	5	12	1	0	0	5	13	.153	9	4	21	1	.255	0	5	1-1	78	31	3	.973

LOB - Team (22), Opp (20). DPs turned - Team (1), Opp (3). IBB - Team (2), Conforto, M. 1, Hendrix, J. 1, Opp (2). Picked off - Peterson, A. 1.

(June Sorted by Earned run avg)

Player	era	w-l	app	gs	cg	sho	sv	ip	h	r	er	bb	so	2b	3b	hr	b/avg	wp	hp	bk	sfa	sha
24 Schultz, Scott	0.00	1-0	1	1	1	1/0	0	9.0	2	0	0	2	4	1	0	0	.074	0	3	0	0	1
34 Engelbrekt, Max	0.00	0-0	1	0	0	0/0	0	0.1	0	0	0	0	0	0	0	0	.000	0	0	0	0	0
26 Shelton, Trent	0.00	0-0	1	0	0	0/0	0	0.1	0	0	0	0	1	0	0	0	.000	0	0	0	0	0
18 Jackson, Brandon	0.00	0-0	1	0	0	0/0	0	0.0	0	0	0	0	0	0	0	0		0	1	0	0	0
9 Wetzler, Ben	1.00	1-0	1	1	1	0/0	0	9.0	4	1	1	3	10	0	0	0	.133	0	0	0	0	1
23 Moore, Andrew	4.50	0-0	1	0	0	0/0	0	2.0	2	1	1	1	4	0	0	0	.250	0	0	0	0	0
44 Thompson, Jake	5.06	0-1	1	1	0	0/0	0	5.1	4	3	3	3	2	0	0	0	.222	2	0	0	0	3
Totals	1.73	2-1	3	3	2	1/0	0	26.0	12	5	5	9	21	1	0	0	.141	2	4	0	0	5
Opponents	2.08	1-2	3	3	1	0/0	1	26.0	26	12	6	9	18	5	3	0	.263	2	1	0	1	2

Pickoffs - Team (0), Opp (1). SBA/ATT - Ice, L. (1-1), Thompson, J. (1-1).



2014 OREGON STATE SEASON IN REVIEW

HOME STATISTICS

TWITTER.COM/BEAVER_BASEBALL
 INSTAGRAM.COM/BEAVERBASEBALL
 FACEBOOK.COM/OREGONSTATEBASEBALL

(Home games Sorted by Batting avg)

Record: 24-6 Home: 24-6 Away: 0-0 Pac-12: 12-3

Player	avg	gp-gs	ab	r	h	2b	3b	hr	rbi	tb	slg%	bb	hp	so	gdp	ob%	sf	sh	sb-att	po	a	e	fld%
45 Clardy, Caylen	1.000	6-0	1	2	1	0	0	0	0	1	1.000	0	0	0	0	1.000	0	0	0-0	0	0	0	.000
4 Mildenberg, Tyler	.429	7-0	7	1	3	0	0	0	1	3	.429	2	0	1	0	.556	0	1	0-0	0	0	0	.000
6 Esposito, Nate	.400	2-2	5	0	2	0	0	0	0	2	.400	1	0	2	0	.500	0	0	0-0	11	1	0	1.000
12 Rulli, Nick	.333	17-8	18	3	6	0	2	0	2	10	.556	6	0	7	0	.500	0	2	0-0	12	0	0	1.000
40 Hendrix, Jeff	.325	21-19	77	11	25	4	2	1	9	36	.468	4	3	19	0	.381	0	0	2-2	38	0	1	.974
3 Keyes, Kevin	.319	21-20	69	11	22	2	1	0	7	26	.377	11	2	5	3	.427	0	1	0-0	178	17	3	.985
16 Clark, Gabe	.282	27-24	85	11	24	7	1	1	22	36	.424	11	0	16	3	.361	1	2	0-0	88	5	0	1.000
30 Howard, Michael	.274	22-17	62	10	17	2	0	0	9	19	.306	10	0	9	2	.365	2	3	0-1	19	0	0	1.000
10 Davis, Dylan	.259	30-30	112	15	29	6	0	3	21	44	.393	11	1	12	2	.323	3	0	1-2	51	1	2	.963
8 Conforto, Michael	.258	30-30	97	20	25	6	1	4	23	45	.464	25	7	20	2	.438	1	0	0-3	55	3	1	.983
7 Morrison, Trever	.237	30-30	97	14	23	0	2	0	9	27	.278	18	4	19	0	.375	1	3	3-3	29	92	4	.968
33 Ice, Logan	.235	30-26	81	13	19	3	0	0	8	22	.272	18	1	8	2	.369	3	6	2-2	181	37	0	1.000
14 Hamilton, Caleb	.218	28-25	87	11	19	4	0	1	10	26	.299	15	1	14	1	.337	1	2	5-6	10	46	0	1.000
1 Peterson, Andy	.217	29-29	106	18	23	4	0	0	8	27	.255	7	4	21	2	.288	1	9	4-6	55	84	1	.993
15 Casper, Jerad	.125	20-7	24	2	3	1	0	1	5	7	.292	4	0	10	0	.250	0	0	1-1	61	4	2	.970
19 King, Billy	.000	4-1	3	1	0	0	0	0	0	0	.000	2	0	2	0	.400	0	0	0-0	7	0	1	.875
28 Jarmon, Hunter	.000	2-1	2	0	0	0	0	0	0	0	.000	1	0	0	0	.333	0	0	1-1	3	0	0	1.000
13 James, Dan	.000	1-0	1	0	0	0	0	0	0	0	.000	0	0	0	0	.000	0	0	0-0	0	0	0	.000
37 Fishback, Mason	.000	3-0	0	0	0	0	0	0	0	0	.000	0	0	0	0	.000	0	0	0-0	4	0	0	1.000
11 Fry, Jace	.000	1-1	0	0	0	0	0	0	0	0	.000	0	0	0	0	.000	0	0	0-0	0	15	2	.882
Totals	.258	30	934	143	241	39	9	11	134	331	.354	146	23	165	17	.367	13	29	19-27	813	350	18	.985
Opponents	.185	30	921	64	170	27	2	4	56	213	.231	75	34	216	17	.269	6	30	6-19	753	296	25	.977

LOB - Team (249), Opp (190). DPs turned - Team (20), Opp (19). CI - Team (1), Keyes, K. 1. IBB - Team (7), Davis, D. 3, Ice, L. 1, Conforto, M. 1, Howard, M. 1, Hendrix, J. 1, Opp (7). Picked off - Howard, M. 2, Peterson, A. 1, Clark, G. 1, Rulli, N. 1.

(Home games Sorted by Earned run avg)

Player	era	w-l	app	gs	cg	sho	sv	ip	h	r	er	bb	so	2b	3b	hr	b/avg	wp	hp	bks	sfa	sha
26 Shelton, Trent	0.00	0-0	6	0	0	0/2	2	7.2	2	0	0	3	6	0	1	0	.091	0	0	0	1	0
17 Fox, Mak	0.00	1-0	2	0	0	0/0	0	4.0	4	0	0	0	0	1	0	0	.308	0	0	0	0	0
10 Davis, Dylan	0.00	0-0	1	1	0	0/1	0	2.1	2	0	0	3	2	0	0	0	.250	0	1	0	0	0
9 Wetzler, Ben	0.68	8-0	8	8	3	1/2	0	66.0	30	6	5	13	60	5	0	0	.135	0	5	0	0	5
24 Schultz, Scott	1.03	3-2	12	3	2	1/2	6	35.0	16	6	4	8	19	3	0	0	.139	2	4	0	0	3
23 Moore, Andrew	1.84	4-1	8	7	0	0/2	0	53.2	45	12	11	15	48	7	0	2	.236	0	4	0	0	7
11 Fry, Jace	1.99	6-2	8	8	2	2/0	0	63.1	44	16	14	14	57	6	1	1	.199	4	10	1	2	9
31 Flemer, Kevin	2.70	0-0	3	0	0	0/2	0	3.1	1	3	1	1	1	1	0	0	.100	0	0	0	0	1
18 Jackson, Brandon	3.68	0-0	9	0	0	0/1	0	7.1	5	4	3	3	6	0	0	0	.217	0	2	0	0	2
34 Engelbrekt, Max	4.15	0-0	8	0	0	0/1	0	4.1	3	2	2	1	2	1	0	0	.214	0	0	0	1	0
38 Reser, Zack	4.26	1-0	8	0	0	0/2	0	6.1	5	3	3	3	2	0	0	0	.227	0	3	0	1	0
22 Eden, Chandler	4.50	0-0	6	0	0	0/1	0	4.0	2	2	2	3	3	1	0	0	.167	2	1	0	1	0
44 Thompson, Jake	5.84	1-1	5	3	0	0/1	0	12.1	10	8	8	7	10	2	0	0	.227	2	4	0	0	3
29 Belding, Philip	13.50	0-0	3	0	0	0/1	0	1.1	1	2	2	1	0	0	0	1	.250	0	0	0	0	0
Totals	1.83	24-6	30	30	7	10/6	8	271.0	170	64	55	75	216	27	2	4	.185	10	34	1	6	30
Opponents	4.48	6-24	30	30	1	0/0	4	251.0	241	143	125	146	165	39	9	11	.258	15	23	4	13	29

PB - Team (2), Ice, L. 2, Opp (6). Pickoffs - Team (2), Moore, A. 1, Wetzler, B. 1, Opp (5). SBA/ATT - Ice, L. (5-15), Fry, J. (3-4), Thompson, J. (2-3), Wetzler, B. (1-3), Moore, A. (0-3), Jackson, B. (0-2), Shelton, T. (0-1), Schultz, S. (0-1), Esposito, N. (0-1), Keyes, K. (0-1), Flemer, K. (0-1), Davis, D. (0-1).



(Away games Sorted by Batting avg)

Record: 14-6 Home: 0-0 Away: 14-6 Pac-12: 11-4

Player	avg	gp-gs	ab	r	h	2b	3b	hr	rbi	tb	slg%	bb	hp	so	gdp	ob%	sf	sh	sb-att	po	a	e	fld%
8 Conforto, Michael	.436	20-20	78	24	34	8	0	3	19	51	.654	17	4	15	1	.556	0	0	3-3	36	3	1	.975
40 Hendrix, Jeff	.342	19-18	76	23	26	5	2	1	15	38	.500	11	7	11	0	.454	3	0	2-3	51	1	2	.963
10 Davis, Dylan	.337	20-20	89	13	30	7	0	2	29	43	.483	6	1	12	2	.381	1	0	2-4	15	0	1	.938
33 Ice, Logan	.274	20-18	62	5	17	1	0	0	4	18	.290	16	1	12	2	.425	1	2	3-3	106	12	0	1.000
30 Howard, Michael	.268	14-11	41	2	11	3	0	0	3	14	.341	7	0	12	1	.375	0	2	1-1	9	0	0	1.000
12 Rulli, Nick	.267	10-4	15	2	4	2	0	0	0	6	.400	1	1	2	1	.353	0	1	2-3	11	0	0	1.000
3 Keyes, Kevin	.259	14-13	54	4	14	1	1	1	10	20	.370	4	0	7	4	.305	1	0	1-2	108	10	3	.975
1 Peterson, Andy	.250	16-16	72	18	18	2	2	0	5	24	.333	4	2	11	1	.304	1	3	5-5	30	60	2	.978
6 Esposito, Nate	.250	5-2	4	0	1	0	0	0	0	1	.250	0	0	2	0	.250	0	2	0-0	12	3	0	1.000
16 Clark, Gabe	.242	18-17	62	7	15	3	0	0	10	18	.290	5	4	10	1	.324	3	0	0-0	71	1	2	.973
15 Casper, Jerad	.238	11-4	21	3	5	1	0	1	3	9	.429	3	0	4	1	.333	0	0	2-2	20	9	1	.967
14 Hamilton, Caleb	.206	17-17	63	5	13	2	0	0	6	15	.238	7	3	22	0	.311	1	1	2-3	16	34	3	.943
7 Morrison, Trever	.192	20-20	73	15	14	2	2	0	5	20	.274	13	1	25	1	.322	0	3	4-5	37	63	2	.980
13 James, Dan	.000	1-0	4	0	0	0	0	0	0	0	.000	0	0	2	0	.000	0	0	0-0	8	1	0	1.000
19 King, Billy	.000	1-0	1	0	0	0	0	0	0	0	.000	0	0	1	0	.000	0	0	0-0	0	0	0	.000
4 Mildenberg, Tyler	.000	2-0	0	1	0	0	0	0	0	0	.000	0	0	0	0	.000	0	0	0-0	0	0	0	.000
45 Clardy, Caylen	.000	1-0	0	0	0	0	0	0	0	0	.000	0	0	0	0	.000	0	0	0-0	0	0	0	.000
Totals	.283	20	715	122	202	37	7	8	109	277	.387	94	24	148	15	.379	11	14	27-34	534	232	20	.975
Opponents	.232	20	638	62	148	21	7	4	52	195	.306	75	17	118	22	.327	5	18	10-17	552	212	23	.971

LOB - Team (184), Opp (157). DPs turned - Team (27), Opp (20). IBB - Team (10), Conforto, M. 4, Davis, D. 2, Ice, L. 1, Keyes, K. 1, Clark, G. 1, Morrison, T. 1, Opp (4). Picked off - Morrison, T. 1.

(Away games Sorted by Earned run avg)

Player	era	w-l	app	gs	cg	sho	sv	ip	h	r	er	bb	so	2b	3b	hr	b/avg	wp	hp	bks	sfa	sha
34 Engelbrekt, Max	0.00	0-0	5	0	0	0/0	0	5.1	3	1	0	2	3	0	0	0	.158	0	1	0	0	0
31 Flemer, Kevin	0.00	0-0	3	0	0	0/0	0	0.2	0	0	0	3	1	0	0	0	.000	1	0	0	0	0
11 Fry, Jace	0.84	4-0	6	6	2	2/1	0	43.0	21	6	4	13	34	2	2	0	.143	1	2	0	1	0
9 Wetzler, Ben	0.95	4-1	6	5	1	1/0	0	38.0	19	6	4	18	23	5	1	1	.157	1	3	1	0	5
38 Reser, Zack	1.04	2-0	7	0	0	0/0	1	17.1	17	2	2	2	11	2	0	2	.266	3	3	0	0	1
10 Davis, Dylan	2.08	0-0	3	3	0	0/0	0	8.2	4	2	2	9	7	0	0	0	.154	1	2	0	0	2
24 Schultz, Scott	3.00	2-0	9	0	0	0/1	0	15.0	17	6	5	5	11	3	1	0	.288	0	1	0	0	1
23 Moore, Andrew	5.14	2-3	6	5	0	0/0	0	28.0	41	17	16	7	12	4	1	0	.347	0	1	0	1	4
18 Jackson, Brandon	5.40	0-1	5	0	0	0/0	0	3.1	3	2	2	0	1	0	0	0	.273	0	0	1	0	1
17 Fox, Mak	6.75	0-0	2	0	0	0/0	0	2.2	2	2	2	0	3	0	0	0	.222	0	2	0	1	0
22 Eden, Chandler	6.75	0-0	2	0	0	0/0	0	1.1	1	1	1	0	0	0	0	0	.250	1	1	0	1	0
44 Thompson, Jake	7.20	0-1	7	1	0	0/0	0	10.0	10	8	8	10	8	3	1	1	.294	2	0	0	1	4
29 Belding, Philip	11.57	0-0	2	0	0	0/0	0	2.1	2	4	3	3	2	0	0	0	.222	0	1	0	0	0
26 Shelton, Trent	19.29	0-0	6	0	0	0/0	0	2.1	8	5	5	3	2	2	1	0	.533	0	0	0	0	0
Totals	2.73	14-6	20	20	3	4/1	1	178.0	148	62	54	75	118	21	7	4	.232	10	17	2	5	18
Opponents	4.99	6-14	20	20	2	0/0	1	184.0	202	122	102	94	148	37	7	8	.283	15	24	4	11	14

PB - Team (0), Opp (1). Pickoffs - Team (1), Thompson, J. 1, Opp (1). SBA/ATT - Ice, L. (9-14), Wetzler, B. (4-7), Fry, J. (2-3), Davis, D. (1-2), Schultz, S. (2-2), Esposito, N. (1-2), Engelbrekt (0-1), Moore, A. (0-1), Thompson, J. (1-1).



2014 OREGON STATE SEASON IN REVIEW

NEUTRAL-SITE STATISTICS

TWITTER.COM/BEAVER_BASEBALL
INSTAGRAM.COM/BEAVERBASEBALL
FACEBOOK.COM/OREGONSTATEBASEBALL

(Neutral site games Sorted by Batting avg)

Record: 7-2 Home: 0-0 Away: 0-0 Neutral: 7-2 Pac-12: 0-0

Player	avg	gp-gs	ab	r	h	2b	3b	hr	rbi	tb	slg%	bb	hp	so	gdp	ob%	sf	sh	sb-att	po	a	e	fld%
40 Hendrix, Jeff	.500	6-6	18	8	9	2	1	0	8	13	.722	4	3	5	0	.640	0	0	0-0	15	1	0	1.000
16 Clark, Gabe	.500	5-4	10	6	5	0	0	0	2	5	.500	4	2	1	0	.688	0	0	0-0	14	0	0	1.000
3 Keyes, Kevin	.483	8-7	29	7	14	4	0	0	6	18	.621	1	0	5	0	.500	0	0	2-2	61	5	2	.971
8 Conforto, Michael	.393	9-9	28	8	11	2	1	0	14	15	.536	13	1	3	0	.581	1	0	1-2	24	1	0	1.000
14 Hamilton, Caleb	.313	9-8	32	5	10	0	1	0	2	12	.375	3	2	3	1	.395	1	2	0-0	5	14	2	.905
12 Rulli, Nick	.286	7-3	14	3	4	1	0	0	5	5	.357	3	0	3	0	.412	0	1	2-3	7	2	0	1.000
1 Peterson, Andy	.276	9-9	29	6	8	2	0	0	1	10	.345	7	1	6	0	.432	0	4	0-0	14	32	4	.920
7 Morrison, Trever	.265	9-9	34	11	9	1	1	0	3	12	.353	3	1	6	0	.333	1	1	1-1	13	25	3	.927
33 Ice, Logan	.241	9-9	29	5	7	1	0	0	7	8	.276	6	1	6	2	.389	0	0	0-0	39	8	0	1.000
10 Davis, Dylan	.222	9-9	36	5	8	1	0	2	14	15	.417	4	0	7	1	.286	2	0	1-2	16	2	0	1.000
30 Howard, Michael	.200	7-6	20	3	4	1	0	0	0	5	.250	3	0	1	1	.304	0	1	0-0	5	0	0	1.000
19 King, Billy	.143	3-1	7	0	1	0	0	0	1	1	.143	0	0	1	1	.143	0	0	0-0	5	0	0	1.000
15 Casper, Jerad	.000	5-1	6	1	0	0	0	0	0	0	.000	1	0	3	0	.143	0	0	0-0	17	1	0	1.000
37 Fishback, Mason	.000	3-0	2	0	0	0	0	0	0	0	.000	0	0	0	0	.000	0	0	0-0	5	1	0	1.000
28 Jarmon, Hunter	.000	2-0	1	0	0	0	0	0	0	0	.000	0	0	0	0	.000	0	0	0-0	0	0	0	.000
4 Mildenberg, Tyler	.000	3-0	1	0	0	0	0	0	0	0	.000	1	0	1	0	.500	0	0	0-0	0	1	0	1.000
13 James, Dan	.000	1-0	1	0	0	0	0	0	0	0	.000	0	0	0	0	.000	0	0	0-0	0	0	0	.000
45 Clardy, Caylen	.000	6-0	1	0	0	0	0	0	0	0	.000	0	0	0	0	.000	0	0	0-0	0	0	0	.000
Totals	.302	9	298	68	90	15	4	2	63	119	.399	53	11	51	6	.420	5	9	7-10	243	111	12	.967
Opponents	.255	9	310	40	79	12	3	1	36	100	.323	22	9	45	4	.321	2	6	3-7	228	90	9	.972

LOB - Team (80), Opp (66). DPs turned - Team (6), Opp (10). IBB - Team (7), Conforto, M. 4, Ice, L. 1, Davis, D. 1, Howard, M. 1, Opp (2).

(Neutral site games Sorted by Earned run avg)

Player	era	w-l	app	gs	cg	sho	sv	ip	h	r	er	bb	so	2b	3b	hr	b/avg	wp	hp	bks	sfa	sha
10 Davis, Dylan	0.00	0-0	1	1	0	0/0	0	5.0	1	0	0	2	5	0	0	0	.067	0	0	0	0	1
38 Reser, Zack	0.00	2-0	4	0	0	0/1	0	2.2	2	0	0	2	1	1	0	0	.250	0	0	0	1	1
18 Jackson, Brandon	0.00	0-0	2	0	0	0/0	0	0.2	1	0	0	0	0	1	0	0	.500	0	2	0	0	0
25 Pajon, Tyler	0.00	0-0	1	0	0	0/0	0	0.1	1	1	0	0	0	0	0	0	.500	0	0	0	0	0
35 Pomeroy, John	0.00	0-0	1	0	0	0/0	0	0.0	0	1	0	1	0	0	0	0		0	0	0	0	0
44 Thompson, Jake	0.66	2-0	2	2	0	0/1	0	13.2	5	1	1	4	5	1	0	0	.111	4	1	0	0	1
23 Moore, Andrew	1.42	0-1	2	2	0	0/0	0	12.2	11	8	2	4	8	1	0	0	.224	1	1	0	0	1
24 Schultz, Scott	1.59	2-0	3	2	1	0/0	0	17.0	14	5	3	2	10	2	0	0	.222	1	1	0	0	0
11 Fry, Jace	3.86	1-0	2	2	0	0/0	0	14.0	18	7	6	3	7	3	1	1	.327	2	1	0	0	1
31 Flemer, Kevin	5.40	0-0	3	0	0	0/1	0	3.1	2	2	2	2	1	0	0	0	.200	1	2	0	0	1
26 Shelton, Trent	5.40	0-0	4	0	0	0/0	0	3.1	5	2	2	0	1	1	0	0	.313	1	0	0	0	0
34 Engelbrekt, Max	6.00	0-1	4	0	0	0/0	1	3.0	7	2	2	1	2	0	0	0	.389	1	0	0	0	0
22 Eden, Chandler	10.12	0-0	3	0	0	0/0	1	2.2	4	4	3	1	3	0	0	0	.333	4	0	0	0	0
29 Belding, Philip	19.29	0-0	2	0	0	0/0	0	2.1	6	5	5	0	2	1	2	0	.500	0	1	0	1	0
17 Fox, Mak	27.00	0-0	2	0	0	0/0	0	0.1	2	2	1	0	0	1	0	0	.667	0	0	0	0	0
Totals	2.89	7-2	9	9	1	1/1	2	81.0	79	40	26	22	45	12	3	1	.255	15	9	0	2	6
Opponents	6.04	2-7	9	9	0	0/0	0	76.0	90	68	51	53	51	15	4	2	.302	9	11	0	5	9

PB - Team (1), Ice, L. 1, Opp (2). Pickoffs - Team (2), Moore, A. 1, Fry, J. 1. SBA/ATT - Ice, L. (2-5), Moore, A. (1-3), Schultz, S. (1-1), Fry, J. (0-1), Belding, P. (1-1), Eden, C. (0-1), Fishback, M. (1-1).



Date	Opponent	1	2	3	4	5	6	7	8	9
02/14	vs. Gonzaga	Hendrix	Peterson	Conforto	Davis	Howard	Keyes	Casper	Ice	Morrison
02/15	vs. Nebraska	Peterson	Rulli	Conforto	Davis	Clark	Keyes	Hamilton	Ice	Morrison
02/16	vs. Pacific	Hendrix	Peterson	Conforto	Davis	Keyes	Howard	Casper	Ice	Morrison
02/17	vs. Pacific	Hendrix	Peterson	Conforto	Davis	Howard	Hamilton	Clark	Ice	Morrison
02/21	vs. Nebraska	Hendrix	Peterson	Conforto	Davis	Keyes	Hamilton	Howard	Ice	Morrison
02/22	vs. Michigan State	Morrison	Hamilton	Conforto	Davis	Howard	Keyes	Hendrix	Ice	Peterson
02/23	vs. Indiana	Peterson	Hamilton	Conforto	Davis	Keyes	Clark	Ice	Rulli	Morrison
02/24	vs. Washington	Morrison	Hamilton	Conforto	Davis	Keyes	Howard	Ice	King	Peterson
02/28	Wright State	Morrison	Keyes	Conforto	Davis	Hamilton	Howard	Ice	Fry	Peterson
03/01	Wright State	Morrison	Keyes	Conforto	Davis	Howard	Hamilton	Hendrix	Ice	Peterson
03/02	Wright State	Peterson	Hamilton	Conforto	Davis	Clark	Keyes	Rulli	Ice	Morrison
03/04	Portland	Morrison	Hamilton	Conforto	Davis	Keyes	Clark	Howard	Ice	Peterson
03/07	Northern Illinois	Morrison	Peterson	Conforto	Davis	Keyes	Clark	Howard	Hamilton	Ice
03/08	Northern Illinois	Morrison	Peterson	Conforto	Clark	Keyes	Davis	Howard	Hamilton	Ice
03/08	Northern Illinois	Morrison	Peterson	Conforto	Clark	Davis	Hamilton	Casper	Keyes	Rulli
03/09	Northern Illinois	Morrison	Peterson	Conforto	Clark	Davis	Howard	Hamilton	Jarmon	Ice
03/11	Ohio State	Morrison	Peterson	Conforto	Clark	Davis	Keyes	Hamilton	Howard	Ice
03/14	at Utah	Hendrix	Peterson	Conforto	Davis	Keyes	Clark	Morrison	Ice	Hamilton
03/15	at Utah	Morrison	Hendrix	Conforto	Davis	Keyes	Howard	Ice	Hamilton	Peterson
03/16	at Utah	Morrison	Peterson	Conforto	Davis	Keyes	Clark	Casper	Ice	Rulli
03/21	Arizona State	Morrison	Peterson	Conforto	Davis	Keyes	Clark	Casper	Ice	Rulli
03/22	Arizona State	Morrison	Peterson	Conforto	Davis	Keyes	Clark	Casper	Ice	Rulli
03/23	Arizona State	Morrison	Keyes	Conforto	Davis	Hendrix	Clark	Ice	Howard	Peterson
03/28	at Arizona	Morrison	Hendrix	Conforto	Davis	Keyes	Howard	Ice	Hamilton	Peterson
03/29	at Arizona	Morrison	Hendrix	Conforto	Davis	Keyes	Clark	Ice	Hamilton	Peterson
03/30	at Arizona	Hendrix	Peterson	Conforto	Davis	Keyes	Howard	Ice	Hamilton	Morrison
04/01	at Portland	Hendrix	Peterson	Conforto	Davis	Clark	Keyes	Casper	Ice	Morrison
04/04	Stanford	Hendrix	Peterson	Conforto	Davis	Keyes	Howard	Casper	Ice	Morrison
04/05	Stanford	Hendrix	Peterson	Conforto	Davis	Keyes	Howard	Hamilton	Morrison	Esposito
04/06	Stanford	Hendrix	Peterson	Conforto	Davis	Keyes	Howard	Ice	Hamilton	Morrison
04/11	at Washington St.	Rulli	Peterson	Conforto	Davis	Keyes	Clark	Ice	Hamilton	Morrison
04/12	at Washington St.	Hendrix	Peterson	Conforto	Davis	Clark	Keyes	Hamilton	Ice	Morrison
04/13	at Washington St.	Hendrix	Peterson	Conforto	Davis	Clark	Keyes	Hamilton	Ice	Morrison
04/21	at Sacramento St.	Howard	Peterson	Conforto	Davis	Hendrix	Clark	Ice	Hamilton	Morrison
04/22	at Sacramento St.	Peterson	Rulli	Conforto	Davis	Hendrix	Clark	Casper	Ice	Morrison
04/25	Oregon	Hendrix	Peterson	Conforto	Davis	Hendrix	Ice	Casper	Hamilton	Morrison
04/26	Oregon	Hendrix	Peterson	Conforto	Davis	Howard	Clark	Hamilton	Ice	Morrison
04/27	Oregon	Hendrix	Peterson	Conforto	Davis	Howard	King	Hamilton	Ice	Morrison
05/02	at California	Hendrix	Peterson	Conforto	Davis	Howard	Clark	Ice	Hamilton	Morrison
05/03	at California	Hendrix	Peterson	Conforto	Davis	Howard	Clark	Esposito	Hamilton	Morrison
05/04	at California	Hendrix	Peterson	Conforto	Davis	Howard	Clark	Ice	Hamilton	Morrison
05/06	at Oregon	Hendrix	Peterson	Conforto	Davis	Howard	Clark	Ice	Hamilton	Morrison
05/09	UCLA	Hendrix	Peterson	Conforto	Davis	Howard	Clark	Ice	Hamilton	Morrison
05/10	UCLA	Hendrix	Peterson	Conforto	Davis	Clark	Esposito	Hamilton	Rulli	Morrison
05/11	UCLA	Hendrix	Peterson	Conforto	Davis	Clark	Rulli	Ice	Hamilton	Morrison
05/13	vs. Portland	Hendrix	Peterson	Conforto	Davis	Clark	Ice	Hamilton	Rulli	Morrison
05/16	Washington	Hendrix	Peterson	Conforto	Davis	Clark	Ice	Howard	Hamilton	Morrison
05/17	Washington	Hendrix	Peterson	Conforto	Davis	Clark	Howard	Ice	Hamilton	Morrison
05/18	Washington	Hendrix	Rulli	Conforto	Davis	Clark	Ice	Casper	Hamilton	Morrison
05/20	at Oregon	Hendrix	Rulli	Conforto	Davis	Clark	Howard	Hamilton	Esposito	Morrison
05/23	at USC	Hendrix	Hamilton	Conforto	Davis	Clark	Keyes	Ice	Casper	Morrison
05/24	at USC	Hendrix	Hamilton	Conforto	Davis	Clark	Keyes	Howard	Ice	Morrison
05/25	at USC	Hendrix	Howard	Conforto	Davis	Clark	Keyes	Ice	Hamilton	Morrison
05/30	North Dakota State	Hendrix	Peterson	Conforto	Davis	Clark	Howard	Keyes	Ice	Morrison
05/31	UC Irvine	Hendrix	Peterson	Conforto	Davis	Clark	Keyes	Ice	Hamilton	Morrison
06/01	UNLV	Hendrix	Peterson	Conforto	Davis	Clark	Ice	Hamilton	Keyes	Morrison
06/01	UC Irvine	Hendrix	Peterson	Conforto	Davis	Keyes	Clark	Ice	Hamilton	Morrison
06/02	UC Irvine	Hendrix	Peterson	Conforto	Davis	Keyes	Clark	Ice	Hamilton	Morrison



2014 OREGON STATE SEASON IN REVIEW

LINEUP BY POSITION

TWITTER.COM/BEAVER_BASEBALL
 INSTAGRAM.COM/BEAVERBASEBALL
 FACEBOOK.COM/OREGONSTATEBASEBALL

Date	Opponent	P	C	1B	2B	3B	SS	LF	CF	RF	DH
02/14	vs. Gonzaga	Moore	Ice	Casper	Peterson	Keyes	Morrison	Conforto	Hendrix	Davis	Howard
02/15	vs. Nebraska	Fry	Ice	Keyes	Peterson	Hamilton	Morrison	Conforto	Rulli	Davis	Clark
02/16	vs. Pacific	Schultz	Ice	Keyes	Peterson	Hamilton	Morrison	Conforto	Hendrix	Davis	Howard
02/17	vs. Pacific	Thompson	Ice	Clark	Peterson	Hamilton	Morrison	Conforto	Hendrix	Davis	Howard
02/21	vs. Nebraska	Moore	Ice	Keyes	Peterson	Hamilton	Morrison	Conforto	Hendrix	Davis	Howard
02/22	vs. Michigan State	Fry	Ice	Keyes	Peterson	Hamilton	Morrison	Conforto	Hendrix	Davis	Howard
02/23	vs. Indiana	Schultz	Ice	Keyes	Peterson	Hamilton	Morrison	Conforto	Rulli	Davis	Clark
02/24	vs. Washington	Thompson	Ice	Keyes	Peterson	Hamilton	Morrison	Conforto	Howard	Davis	King
02/28	Wright State	Moore	Ice	Keyes	Peterson	Hamilton	Morrison	Conforto	Howard	Davis	Fry
03/01	Wright State	Fry	Ice	Keyes	Peterson	Hamilton	Morrison	Conforto	Howard	Davis	Hendrix
03/01	Wright State	Schultz	Keyes	Casper	Peterson	Hamilton	Morrison	Conforto	Rulli	Davis	Clark
03/02	Wright State	Wetzler	Ice	Keyes	Peterson	Hamilton	Morrison	Conforto	Rulli	Davis	Clark
03/04	Portland	Thompson	Ice	Keyes	Peterson	Hamilton	Morrison	Conforto	Howard	Davis	Clark
03/07	Northern Illinois	Wetzler	Ice	Keyes	Peterson	Hamilton	Morrison	Conforto	Howard	Davis	Clark
03/08	Northern Illinois	Fry	Ice	Keyes	Peterson	Hamilton	Morrison	Conforto	Howard	Davis	Clark
03/08	Northern Illinois	Schultz	Keyes	Casper	Peterson	Hamilton	Morrison	Conforto	Rulli	Davis	Clark
03/09	Northern Illinois	Davis	Ice	Clark	Peterson	Hamilton	Morrison	Conforto	Howard	Jarmon	
03/11	Ohio State	Thompson	Ice	Keyes	Peterson	Hamilton	Morrison	Conforto	Howard	Davis	Clark
03/14	at Utah	Wetzler	Ice	Keyes	Peterson	Hamilton	Morrison	Conforto	Hendrix	Davis	Clark
03/15	at Utah	Moore	Ice	Keyes	Peterson	Hamilton	Morrison	Conforto	Hendrix	Davis	Howard
03/16	at Utah	Fry	Ice	Keyes	Peterson	Casper	Morrison	Conforto	Rulli	Davis	Clark
03/21	Arizona State	Wetzler	Ice	Keyes	Peterson	Casper	Morrison	Conforto	Rulli	Davis	Clark
03/22	Arizona State	Moore	Ice	Casper	Peterson	Keyes	Morrison	Conforto	Rulli	Davis	Clark
03/23	Arizona State	Fry	Ice	Clark	Peterson	Keyes	Morrison	Conforto	Hendrix	Davis	Howard
03/28	at Arizona	Wetzler	Ice	Keyes	Peterson	Hamilton	Morrison	Conforto	Hendrix	Davis	Howard
03/29	at Arizona	Moore	Ice	Keyes	Peterson	Hamilton	Morrison	Conforto	Hendrix	Davis	Clark
03/30	at Arizona	Fry	Ice	Keyes	Peterson	Hamilton	Morrison	Conforto	Hendrix	Davis	Howard
04/01	at Portland	Thompson	Ice	Casper	Peterson	Keyes	Morrison	Conforto	Hendrix	Davis	Clark
04/04	Stanford	Wetzler	Ice	Casper	Peterson	Keyes	Morrison	Conforto	Hendrix	Davis	Howard
04/05	Stanford	Moore	Esposito	Keyes	Peterson	Hamilton	Morrison	Conforto	Hendrix	Davis	Howard
04/06	Stanford	Fry	Ice	Keyes	Peterson	Hamilton	Morrison	Conforto	Hendrix	Davis	Howard
04/11	at Washington St.	Wetzler	Ice	Keyes	Peterson	Hamilton	Morrison	Conforto	Rulli	Davis	Clark
04/12	at Washington St.	Moore	Ice	Keyes	Peterson	Hamilton	Morrison	Conforto	Hendrix	Davis	Clark
04/13	at Washington St.	Fry	Ice	Keyes	Peterson	Hamilton	Morrison	Conforto	Hendrix	Davis	Clark
04/21	at Sacramento St.	Fry	Ice	Clark	Peterson	Hamilton	Morrison	Conforto	Hendrix	Davis	Howard
04/22	at Sacramento St.	Davis	Ice	Clark	Peterson	Casper	Morrison	Conforto	Hendrix	Davis	
04/25	Oregon	Wetzler	Ice	Casper	Peterson	Hamilton	Morrison	Conforto	Hendrix	Davis	Clark
04/26	Oregon	Moore	Ice	Clark	Peterson	Hamilton	Morrison	Conforto	Hendrix	Davis	Howard
04/27	Oregon	Fry	Ice	King	Peterson	Hamilton	Morrison	Conforto	Hendrix	Davis	Howard
05/02	at California	Wetzler	Ice	Clark	Peterson	Hamilton	Morrison	Conforto	Hendrix	Davis	Howard
05/03	at California	Moore	Esposito	Clark	Peterson	Hamilton	Morrison	Conforto	Hendrix	Davis	Howard
05/04	at California	Fry	Ice	Clark	Peterson	Hamilton	Morrison	Conforto	Hendrix	Davis	Howard
05/06	at California	Davis	Ice	Clark	Peterson	Hamilton	Morrison	Conforto	Hendrix	Howard	
05/09	UCLA	Wetzler	Ice	Clark	Peterson	Hamilton	Morrison	Conforto	Hendrix	Davis	Howard
05/10	UCLA	Moore	Esposito	Clark	Peterson	Hamilton	Morrison	Conforto	Hendrix	Davis	Rulli
05/11	UCLA	Fry	Ice	Clark	Peterson	Hamilton	Morrison	Conforto	Hendrix	Davis	Rulli
05/13	vs. Portland	Davis	Ice	Clark	Peterson	Hamilton	Morrison	Conforto	Hendrix	Rulli	
05/16	Washington	Moore	Ice	Clark	Peterson	Hamilton	Morrison	Conforto	Hendrix	Davis	Howard
05/17	Washington	Fry	Ice	Clark	Peterson	Hamilton	Morrison	Conforto	Hendrix	Davis	Howard
05/18	Washington	Wetzler	Ice	Clark	Hamilton	Casper	Morrison	Conforto	Hendrix	Davis	Rulli
05/20	at Oregon	Davis	Esposito	Clark	Hamilton	Conforto	Morrison	Rulli	Hendrix	Howard	
05/23	at USC	Fry	Ice	Keyes	Hamilton	Casper	Morrison	Conforto	Hendrix	Davis	Clark
05/24	at USC	Wetzler	Ice	Clark	Hamilton	Keyes	Morrison	Conforto	Hendrix	Davis	Howard
05/25	at USC	Moore	Ice	Clark	Hamilton	Keyes	Morrison	Conforto	Hendrix	Howard	Davis
05/30	North Dakota State	Moore	Ice	Clark	Peterson	Keyes	Morrison	Conforto	Hendrix	Davis	Howard
05/31	UC Irvine	Fry	Ice	Keyes	Peterson	Hamilton	Morrison	Conforto	Hendrix	Davis	Clark
06/01	UNLV	Wetzler	Ice	Keyes	Peterson	Hamilton	Morrison	Conforto	Hendrix	Davis	Clark
06/01	UC Irvine	Schultz	Ice	Keyes	Peterson	Hamilton	Morrison	Conforto	Hendrix	Davis	Clark
06/02	UC Irvine	Thompson	Ice	Keyes	Peterson	Hamilton	Morrison	Conforto	Hendrix	Davis	Clark



Team Superlatives

Offense

Most At Bats	45, vs. Oregon (5/6)
Most Runs Scored	15, vs. Nebraska (2/15)
Most Hits	18, vs. Arizona (3/28)
Most RBI	15, vs. Nebraska (2/15)
Most Doubles	6, vs. Oregon (5/6)
Most Triples	3, vs. Arizona (3/28)
Most Home Runs	4, vs. UCLA (5/11)
Most Walks	13, vs. Wright State (3/2)
Most Strikeouts	14, vs. USC (5/25)
Most Stolen Bases	5, vs. Oregon (5/6)
Most Hit By Pitch	4, vs. California (5/2)
Most Runners LOB	16, vs. Oregon (5/6)

Fielding

Most Putouts	39, vs. Stanford (4/5)
Most Assists	19, vs. Stanford (4/5)
Most Errors	4, vs. Wright State (3/1)
Most DPs Turned	4, vs. USC (5/24)

Pitching

Most Innings Pitched	13.0, vs. Stanford (4/5)
Most Runs Allowed	11, vs. Arizona (3/29)
Most Earned Runs Allowed	11, vs. Arizona (3/29)
Most Walks Allowed	10, vs. Washington State (4/11)
Most Strikeouts	15, vs. North Dakota State (5/30)
Most Hits Allowed	17, vs. Arizona (3/29)

Miscellaneous

Longest Winning Streak	12 games (4/22-5/13)
Longest Losing Streak	2 games, 3 times
Longest Game, Innings	13 innings, vs. Stanford (4/5)
Longest Game, Time (9 Innings)	3:48, vs. UCLA (5/10)
Longest Game, Time (Extra Innings)	4:29, vs. Oregon (5/6)
Fastest Game, Time	1:46, vs. Northern Illinois (3/8)
Largest Home Attendance	3,435 vs. UC Irvine (6/2)
Largest Road Attendance	3,362, at Washington State (4/12)
Largest Neutral Attendance	4,226, vs. Portland (5/13)

Individual Superlatives

Offense

Most At Bats	7, Peterson vs. Oregon (5/6)
Most Runs Scored	4, 3 times
Most Hits	4, 6 times
Most RBI	5-4x, last by Davis vs. Portland (5/13)
Most Doubles	2, 6 times
Most Triples	1, 20 times
Most Home Runs	2, Conforto vs. UCLA (5/11)
Most Walks	3, 7 times
Most Strikeouts	3, 7 times
Most Stolen Bases	2, Hamilton vs. Stanford (4/6)

Fielding

Most Putouts	16, Keyes vs. Wright State (3/1)
Most Assists	9, Morrison vs. Oregon (4/27)
Most Errors	2, 6 times

Pitching

Most Innings Pitched	9.0-10x, last Schultz vs. UC Irvine (6/2)
Most Runs Allowed	6, 3 times
Most ER Allowed	6, 2 times
Most Walks Allowed	6, Wetzler vs. Washington State (4/11)
Most Strikeouts	14, Moore vs. North Dakota State (5/30)
Most Hits Allowed	11, Moore vs. Washington State (4/12)

The Last Time

Oregon State Player

Offense

Hit two home runs	5/11/14, Michael Conforto vs. UCLA
Hit three home runs	3/11/01, Andy Jarvis vs. Washington State
Hit grand slam	5/13/14, Dylan Davis vs. Portland
Hit inside-the-park home run	4/3/10, Michael Miller vs. USC
Leadoff home run	5/5/12, Ryan Barnes vs. Stanford
Walkoff home run	4/7/07, Jordan Lennerton vs. USC
Pinch-hit home run	5/22/10, Andy Quiring vs. Arizona State
Home run in 3 straight games	3/2/13 (DH)-3/3/13, Michael Conforto vs. Bryant
Home run in 2 straight games	5/11/14-5/13/14, Dylan Davis vs. UCLA, Portland

Back-to-back home runs	5/11/14 Michael Conforto, Dylan Davis vs. UCLA
Back-to-back-to-back home runs	4/11/00 Brian Barden, Curtis Davis, Joe Gerber vs. Portland
Two triples in a game	4/6/10, Adalberto Santos vs. Portland
Three doubles in a game	6/3/06, Cole Gillespie vs. Kansas
Hit for the cycle	5/10/11, Ryan Dunn vs. Portland
Five hits in a game	5/31/09, Koa Kahalehoe vs. Texas A&M
Four hits in a game	5/11/14, Logan Ice vs. UCLA
Drove in nine runs	3/2/85, Ken Bowen vs. Chico State
Drove in eight runs	3/31/04, Shea McFeely vs. Portland
Drove in seven runs	3/3/13, Michael Conforto vs. Bryant
Drove in six runs	5/19/13, Michael Conforto vs. Oregon
Drove in five runs	5/13/14, Dylan Davis vs. Portland
Scored six runs	3/2/85, Ken Bowen vs. Chico State
Scored five runs	3/5/00, Brian Barden vs. Washington
Scored four runs	5/2/14, Jeff Hendrix vs. California

Pitching

Threw a no-hitter	3/8/14, Jace Fry vs. Northern Illinois
Threw a one-hitter	5/4/14, Jace Fry vs. California
Threw a shutout	6/1/14, Scott Schultz vs. UC Irvine
Threw a complete game	6/1/14, Scott Schultz vs. UC Irvine
Threw back-to-back complete games	6/1-6/1/14 Ben Wetzler, Scott Schultz vs. UNLV, UC Irvine
Had 14 strikeouts	5/30/14, Andrew Moore vs. NDSU
Had 13 strikeouts	4/30/11, Josh Osich vs. UCLA
Had 12 strikeouts	3/7/14, Ben Wetzler vs. Northern Illinois
Had 11 strikeouts	4/27/14, Jace Fry vs. Oregon
Had 10 strikeouts	3/8/14, Jace Fry vs. Northern Illinois

Team

Had 25 or more hits	3/10/08, vs. San Diego State (25)
Had 20 or more hits	6/9/13, vs. Kansas State (21)
Scored 15 or more runs	5/11/14 vs. UCLA (15)
Scored 10 or more runs	5/11/14 vs. UCLA (11)
Did not strike out	4/26/13, vs. USC

Won 10 straight games	2014 (12)
Won 15 straight games	2013 (15)
Extra-Innings victory	5/6/14, OSU 4, Oregon 3 (12)
Extra-Innings loss	3/22/14, Arizona State 3, OSU 2 (10)
Was shut out	5/17/13, Oregon 3, OSU 0
Was no-hit	3/23/13, Arizona State 4, OSU 0
Threw back-to-back shuouts	5/17, 5/18/14 vs. Washington

All-Time Oregon State No-Hitters

Date	Opponent (score)	Pitcher(s)
3/8/14	vs. Northern Illinois (2-0)	Jace Fry (9 IP, 10 SO, 2 BB)
4/30/11	at UCLA (2-0)	Josh Osich (9 IP, 13 SO, 1 BB)
1/25/07	at Hawaii-Hilo (5-0)	Mike Stutes (5 IP, 7 SO, 2 BB)
		Josh Keller (2 IP, 0 SO, 0 BB)
		Mark Grbavac (1 IP, 2 SO, 0 BB)
		Jorge Reyes (1 IP, 0 SO, 1 BB)
4/11/67	Portland (11-0)	Cleve Benson, Eric Selberg, Jack Humphrey
4/12/47	Montana (1-0)	Fred Gallagher



2014 OREGON STATE SEASON IN REVIEW

Box Scores

TWITTER.COM/BEAVER_BASEBALL
INSTAGRAM.COM/BEAVERBASEBALL
FACEBOOK.COM/OREGONSTATEBASEBALL

2014 Oregon State Baseball Gonzaga vs #2 Oregon State Feb 14, 2014 at Tempe, Ariz. (Tempe Diablo)

Gonzaga 3 (0-1)

Player	ab	r	h	rbi	bb	so	po	a	lob
GUNSOLUS, Mitch 3b	4	0	1	0	1	0	0	1	2
BROWN, Sam lf	5	0	1	0	0	4	0	1	
LEBRUN, Cory rf	5	1	2	0	0	1	1	0	0
WOOD, Caleb 2b	3	0	1	0	0	1	3	1	
SLAVIN, Brock cf	4	0	0	0	2	2	0	3	
BOHLING, Jeffrey ph	1	0	0	0	0	1	0	0	1
JONES, Taylor 1b	3	0	1	0	0	1	7	1	0
LAMB, Payden dh	2	1	1	1	0	0	0	0	0
REITEN, Cabe ss	4	1	0	0	0	1	2	0	3
HARRIS, Joey c	3	0	1	1	1	0	6	1	0
BAILEY, Brandon p	0	0	0	0	0	0	1	0	0
SMITH, Kenny p	0	0	0	0	0	0	1	0	0
Totals	34	3	8	2	2	6	24	7	11

Oregon State 4 (1-0)

Player	ab	r	h	rbi	bb	so	po	a	lob
Hendrix, Jeff cf	4	1	3	2	0	1	2	1	0
Peterson, Andy 2b	4	0	2	0	0	1	3	3	0
Conforto, Michael lf	4	0	0	0	1	0	2	0	3
Davis, Dylan rf	2	0	2	2	1	0	0	0	0
Howard, Michael dh	3	0	0	0	1	1	0	0	5
Keyes, Kavin 3b	2	0	0	0	0	1	0	1	0
Hamilton, Caleb ph	0	1	0	0	0	1	0	0	0
Casper, Jerad 1b	4	0	0	0	0	2	10	0	0
Ice, Logan c	3	0	0	0	1	1	6	2	2
Morrison, Trevor ss	4	2	1	0	0	0	4	3	1
Moore, Andrew p	0	0	0	0	0	0	0	1	0
Shelton, Trent p	0	0	0	0	0	0	0	0	0
Jackson, Brandon p	0	0	0	0	0	0	0	0	0
Reser, Zack p	0	0	0	0	0	0	1	0	0
Engelbrekt, Max p	0	0	0	0	0	0	0	1	0
Totals	30	4	8	4	5	7	27	13	11

Score by Innings	1	2	3	4	5	6	7	8	9	R	H	E
Gonzaga	0	0	0	0	2	1	0	0	0	3	8	2
Oregon State	1	0	0	0	0	0	1	2	X	4	8	3

E - JONES: REITEN: Peterson, A.; Keyes, K. 2. LOB - Gonzaga 11: Oregon State 11. 2B - Morrison, T.; HBP - WOOD: JONES: LAMB: Hendrix, J.; SH - WOOD: LAMB: Peterson, A.; Hamilton, C.; SF - Davis, D.; SB - GUNSOLUS. CS - GUNSOLUS.

Gonzaga	ip	h	r	er	bb	so	ab	bf	np
BAILEY, Brandon	5.0	4	1	1	3	4	19	23	99
SMITH, Kenny	3.0	4	3	2	2	3	11	16	63
Oregon State	ip	h	r	er	bb	so	ab	bf	np
Moore, Andrew	6.0	5	3	1	1	4	23	26	97
Shelton, Trent	0.2	2	0	0	0	0	4	4	11
Jackson, Brandon	0.1	0	0	0	0	0	1	3	10
Reser, Zack	1.0	0	0	0	1	0	2	4	12
Engelbrekt, Max	1.0	1	0	0	0	2	4	4	20

Win - Reser, Z. (1-0). Loss - SMITH (0-1). Save - Engelbrekt (1).

WP - BAILEY: Moore, A. HBP - by BAILEY (Hendrix, J.); by Moore, A. (LAMB): by Jackson, B. (WOOD): by Jackson, B. (JONES). Inherited runners/scored: SMITH 2/0: Jackson, B. 2/0: Reser, Z. 1/0. Pitches/strikes: BAILEY 99/58: SMITH 63/38: Moore, A. 97/62: Shelton, T. 11/6: Jackson, B. 10/4: Reser, Z. 12/6: Engelbrekt 20/13.

Umpires - HP: Jason Harstick 1B: Billy Van Raaphorst 3B: Gary DiFazio

Start: 3:57 pm Time: 3:12 Attendance: 1650

Weather: Sunny, 82, wind WSW @ 3 MPH

2014 Oregon State Baseball #2 Oregon State vs Pacific Feb 16, 2014 at Tempe, Ariz. (Tempe Diablo)

Oregon State 14 (3-0)

Player	ab	r	h	rbi	bb	so	po	a	lob
Hendrix, Jeff cf	2	3	1	2	3	0	3	0	1
Mildenberg, Tyler 2b	0	0	0	0	1	0	1	0	0
Jarmon, Hunter lf	0	0	0	0	0	0	0	0	0
Peterson, Andy 2b	3	3	1	0	2	0	3	5	0
Conforto, Michael lf	3	2	3	5	1	0	1	0	0
Rulli, Nick pr	1	0	0	0	0	0	1	0	0
Davis, Dylan rf	4	0	1	3	1	2	1	0	0
Clardy, Caylen pr	1	0	0	0	0	0	0	0	0
Keyes, Kavin 1b	4	0	0	0	2	6	0	1	0
King, Billy ph	2	0	0	0	0	0	5	0	1
Howard, Michael dh	3	1	1	0	1	0	0	1	
James, Dan ph	1	0	0	0	0	0	0	1	
Hamilton, Caleb 3b	3	2	2	0	0	0	3	0	
Ice, Logan c	3	1	1	0	1	0	1	0	
Fishback, Mason c	1	0	0	0	0	3	1	0	
Morrison, Trevor ss	4	2	1	1	0	0	3	3	1
Schultz, Scott p	0	0	0	0	0	0	0	0	0
Eden, Chandler p	0	0	0	0	0	0	0	0	0
Shelton, Trent p	0	0	0	0	0	0	0	0	0
Totals	35	14	11	11	10	4	27	13	8

Pacific 6 (1-3)

Player	ab	r	h	rbi	bb	so	po	a	lob
SULLIVAN, Tyler cf	3	0	1	0	0	1	4	0	0
BORAS, Jimmy cf	2	1	1	0	0	0	0	0	0
BRUSA, Gio dh	3	0	0	0	0	0	0	0	0
KLEIN, Parker ph	2	1	2	1	0	0	0	0	0
SULLIVAN, Brett ss	3	0	1	0	0	0	1	3	0
HADDAD, Miles ss	1	0	1	1	1	0	1	1	0
DRONGENSEN, Riley c	1	1	0	0	1	0	5	1	1
YAKEL, JP c	1	0	0	0	0	0	0	0	0
CORREA, Dallas ph	2	0	0	0	0	1	0	0	0
LOCKWOOD, Erik 1b	2	0	2	0	0	0	2	1	0
MANSFIELD, Robby 1b	3	0	1	0	0	0	5	0	4
MURPHY, Taylor rf	1	1	0	0	1	0	0	0	0
MITTELSTAEDT, Tim ph	2	1	0	0	0	2	2	0	1
WAGNER, JJ 3b	2	0	1	1	0	0	0	0	0
MEJIA, Louis 3b	2	0	0	0	0	1	0	1	0
KOISSIAN, McKay lf	3	0	0	0	0	1	3	0	1
MAYER, Danny ph	1	0	0	0	0	0	0	0	0
GOSANO, Jimmy 2b	1	0	0	0	0	0	3	0	1
GOMEZ, Curtis ph	3	1	1	1	0	0	0	1	0
JENKINS, Jake p	0	0	0	0	0	0	0	1	0
GONZALEZ, Jordan p	0	0	0	0	0	0	0	0	0
JAEGER, John p	0	0	0	0	0	0	0	0	0
BRADLEY, Stuart p	0	0	0	0	0	0	1	1	0
Totals	38	6	11	4	3	6	27	10	8

Score by Innings	1	2	3	4	5	6	7	8	9	R	H	E
Oregon State	1	0	3	4	3	2	1	0	0	14	11	2
Pacific	0	1	0	1	0	0	0	0	4	6	11	2

E - Hamilton, C.(1); Schultz, S.(1); SULLIVAN, B(1); GASANO, J(1). DP - OSU 2: Pacific 1. LOB - OSU 8: Pacific 8. 2B - Hendrix, J.(1); Peterson, A.(1); Conforto, M.(1); Howard, M.(1). HBP - Hamilton, C.; SH - Hamilton, C.(2). SF - Conforto, M.(1); Morrison, T.(1). SB - Keyes, K.(1); MURPHY, T(1). CS - Davis, D.(1).

Oregon State	ip	h	r	er	bb	so	ab	bf	np
Schultz, Scott	7.0	6	2	2	3	25	27	94	
Eden, Chandler	1.2	4	4	3	1	3	10	11	42
Shelton, Trent	0.1	1	0	0	0	3	3	10	
Pacific	ip	h	r	er	bb	so	ab	bf	np
JENKINS, Jake	3.1	3	8	4	7	3	12	21	87
GONZALEZ, Jordan	0.2	3	3	3	1	0	6	7	30
JAEGER, John	2.0	5	3	3	1	1	9	12	49
BRADLEY, Stuart	3.0	0	0	0	1	0	8	9	30

Win - Schultz, S. (1-0). Loss - JENKINS, J (0-1). Save - None.

WP - Schultz, S.(1); Eden, C. 4(4); Shelton, T.(1); JENKINS, J 3(3); JAEGER, J(1). HBP - by JENKINS, J (Hamilton, C.). Inherited runners/scored: Shelton, T. 2/2: GONZALEZ, J 3/3: JAEGER, J 2/1: BRADLEY, S 2/0. Pitches/strikes: Schultz, S. 94/64: Eden, C. 42/24: Shelton, T. 10/7: JENKINS, J 87/43: GONZALEZ, J 30/15: JAEGER, J 49/31: BRADLEY, S 30/18.

Umpires - HP: Jeff Macias 1B: Billy Van Raaphorst 3B: Jeff Henrichs

Start: 4:01pm Time: 3:15 Attendance: 1036

Weather: 84 Degrees, Mostly Cloudy

2014 Oregon State Baseball #2 Oregon State vs Nebraska Feb 15, 2014 at Tempe, Ariz. (Tempe Diablo)

Oregon State 15 (2-0)

Player	ab	r	h	rbi	bb	so	po	a	lob
Peterson, Andy 2b	3	2	1	0	1	0	2	4	0
Rulli, Nick cf	4	2	1	1	1	0	1	0	
Conforto, Michael lf	3	3	2	3	3	0	2	0	0
Clardy, Caylen pr	0	0	0	0	0	0	0	0	0
Davis, Dylan rf	6	1	1	2	0	1	1	0	2
Howard, Michael rf	0	0	0	0	0	0	0	0	0
Clark, Gabe dh	4	3	2	2	0	0	0	2	
Jarmon, Hunter ph	1	0	0	0	0	0	0	0	0
Keyes, Kavin 1b	5	1	3	3	1	0	13	1	0
Hamilton, Caleb 3b	4	1	2	1	2	0	0	1	1
Ice, Logan c	2	1	0	2	3	1	5	2	2
Fishback, Mason c	1	0	0	0	0	2	0	1	0
Morrison, Trevor ss	5	1	1	1	0	0	2	3	3
Fry, Jace p	0	0	0	0	0	0	0	4	0
Belding, Philip p	0	0	0	0	0	0	0	0	0
Fox, Mak p	0	0	0	0	0	0	0	0	0
Totals	38	15	13	15	11	3	27	16	11

Nebraska 7 (1-1)

Player	ab	r	h	rbi	bb	so	po	a	lob
Darby, Austin rf	5	1	1	0	0	1	4	0	3
Reveles, Steven ss	5	2	2	1	0	0	1	0	2
Pritchard, Michael dh	5	1	1	2	0	0	0	0	0
Kelly, Pat 2b	5	0	5	2	0	0	2	3	0
Lubach, Tanner c	3	0	1	0	0	0	3	0	1
McGill, Quinn ph	1	0	0	0	0	1	0	0	1
Headley, Blake 1b	2	0	0	0	0	1	10	0	1
Only, Bryce ph	1	2	1	0	0	0	3	0	0
Placzek, Jake 3b	4	0	1	1	0	1	2	3	0
Boldt, Ryan cf	4	0	1	0	0	1	3	0	0
Kildow, Ty lf	4	1	2	1	0	1	0	0	0
Bummer, Aaron p	0	0	0	0	0	0	0	1	0
Bublitz, Luke p	0	0	0	0	0	0	0	1	0
Miller, Ben p	0	0	0	0	0	0	0	0	0
Howell, Colton p	0	0	0	0	0	0	0	1	0
King, Tyler p	0	0	0	0	0	0	0	0	0
Cox, Christian p	0	0	0	0	0	0	0	0	0
Totals	39	7	15	7	0	7	27	11	6

Score by Innings	1	2	3	4	5	6	7	8	9	R	H	E
Oregon State	0	0	4	3	0	1	0	7	0	15	13	0
Nebraska	0	0	0	1	0	0	1	0	5	7	15	1

E - Reveles, S.(1). DP - Oregon State 1: Nebraska 4. 2B - Davis, D.(1); Keyes, K.(1); Reveles, S.(1); Pritchard, M(1); Placzek, J. 3B - Kelly, P.(1). HBP - Peterson, A.; Clark, G.; Only, B.; SH - Peterson, A.(2); Rulli, N.; SB - Rulli, N.; Only, B..

Oregon State	ip	h	r	er	bb	so	ab	bf	np
Fry, Jace	7.0	9	2	2	0	5	28	28	92
Belding, Philip	1.2	4	4	4	0	2	9	10	33
Fox, Mak	0.1	2	1	1	0	0	2	2	7

Nebraska	ip	h	r	er	bb	so	ab	bf	np
Bummer, Aaron	3.0	6	4	4	3	2	14	18	77
Bublitz, Luke	0.2	2	3	3	1	0	3	6	24
Miller, Ben	2.1	2	1	1	0	0	9	10	32
Howell, Colton	1.1	1	3	2	0	0	5	7	32
King, Tyler	0.0	0	3	3	3	0	0	3	14
Cox, Christian	1.2	2	1	1	2	1	7	9	28



2014 Oregon State Baseball
 Nebraska vs #2 Oregon State
 Feb 21, 2014 at Surprise, Ariz. (Surprise Stadium)

Nebraska 9 (3-2)										Oregon State 2 (4-1)									
Player	ab	r	h	rbi	bb	so	po	a	lob	Player	ab	r	h	rbi	bb	so	po	a	lob
Darby, Austin rf	4	2	1	2	1	0	0	0	0	Hendrix, Jeff cf	4	0	1	0	0	2	2	0	0
Reveles, Steven ss	5	1	2	1	0	0	2	6	0	Rulli, Nick cf	0	0	0	0	0	0	0	0	0
Pritchard, Michael lf	4	1	1	0	1	1	5	0	1	Peterson, Andy 2b	2	0	0	0	1	0	2	4	0
Kelly, Pat 2b	4	1	1	1	1	0	1	2	0	Clark, Gabe ph	0	0	0	0	1	0	0	0	0
Headley, Blake 3b	5	1	2	1	0	0	0	0	0	Clardy, Caylen pr	0	0	0	0	0	0	0	0	0
Christensen, Austin 1b	5	1	2	2	0	0	11	0	0	Conforto, Michael lf	3	0	1	1	1	4	1	4	2
Boldt, Ryan cf	4	1	1	1	0	1	1	0	0	Davis, Dylan rf	4	0	0	0	1	5	0	0	0
Cox, Christian dh	3	0	0	0	0	1	0	0	4	Keyes, Kevin 1b	3	0	0	0	0	1	5	1	0
Placzek, Jake ph	0	1	0	0	1	0	0	0	0	Casper, Jerad 1b	1	0	0	0	0	0	1	3	0
Lubach, Tanner c	2	0	0	1	1	1	7	0	0	Hamilton, Caleb 3b	4	0	3	0	0	0	0	1	0
DeLeon, Christian p	0	0	0	0	0	0	0	1	0	Howard, Michael dh	4	1	1	0	0	0	0	0	1
Chesnut, Jeff p	0	0	0	0	0	0	0	0	0	Ice, Logan c	2	0	0	0	0	5	1	0	0
Greco, Bob p	0	0	0	0	0	0	0	0	0	King, Billy ph	1	0	0	0	0	0	0	0	0
Hohensee, Jake p	0	0	0	0	0	0	0	0	0	Fishback, Mason c	0	0	0	0	0	0	0	0	0
Totals	36	9	10	9	5	4	27	9	6	Mildenberg, Tyler ph	1	0	0	0	1	0	0	0	0
										Morrison, Trevor ss	4	1	2	0	0	0	0	2	1
										Moore, Andrew p	0	0	0	0	0	0	1	1	0
										Reser, Zack p	0	0	0	0	0	0	0	0	0
										Jackson, Brandon p	0	0	0	0	0	0	0	0	0
										Painton, Tyler p	0	0	0	0	0	0	0	0	0
										Fox, Mak p	0	0	0	0	0	0	0	0	0
										Pomeroy, John p	0	0	0	0	0	0	0	0	0
										Belding, Philip p	0	0	0	0	0	0	0	0	0
										Shelton, Trent p	0	0	0	0	0	0	0	0	0
										Totals	33	2	7	1	3	7	27	11	7

Score by Innings	1	2	3	4	5	6	7	8	9	R	H	E
Nebraska	0	0	0	0	0	4	1	4	0	9	10	0
Oregon State	0	0	1	0	0	0	0	1	0	2	7	3

E - Peterson, A. 2(4); Morrison, T. (1). DP - NEB 1. LOB - NEB 6; OSU 7. 2B - Reveles, S. 2(3); Kelly, P. (2). 3B - Darby, A. (2). SF - Lubach, T. (1). CS - Darby, A. (2).

Nebraska	ip	h	r	er	bb	so	ab	bf	np	Oregon State	ip	h	r	er	bb	so	ab	bf	np
DeLeon, Christian	7.0	4	1	0	1	5	24	25	88	Moore, Andrew	6.2	6	5	1	3	4	26	29	94
Chesnut, Jeff	0.1	2	1	1	2	0	3	5	17	Reser, Zack	0.0	0	0	0	1	0	0	1	4
Greco, Bob	0.2	0	0	0	0	1	2	2	14	Jackson, Brandon	0.1	1	0	0	0	0	1	1	5
Hohensee, Jake	1.0	1	0	0	0	1	4	4	17	Painton, Tyler	0.1	1	1	0	0	0	2	2	7
										Fox, Mak	0.0	0	1	0	0	0	1	1	2
										Pomeroy, John	0.0	0	1	0	1	0	0	1	4
										Belding, Philip	0.2	2	1	1	0	0	3	4	8
										Shelton, Trent	1.0	0	0	0	0	0	3	3	10

Win - DeLeon, C. (1-0). Loss - Moore, A. (0-1). Save - None.
 PB - Lubach, T. (2). Inherited runners/scored: Greco, B. 3(0); Reser, Z. 1(0); Jackson, B. 2(1); Fox, M. 1(0); Pomeroy, J. 2(0); Belding, P. 3(3). Pitches/strikes: DeLeon, C. 88/58; Chesnut, J. 17/7; Greco, B. 14/10; Hohensee, J. 17/11; Moore, A. 94/63; Reser, Z. 4/0; Jackson, B. 5/4; Painton, T. 7/3; Fox, M. 2/2; Pomeroy, J. 4/0; Belding, P. 8/6; Shelton, T. 10/8.

Umpires - HP: Darren Hyman 1B: Jake Uhlenhopp 3B: Mark Buchanan
 Start: 1:01pm Time: 2:43 Attendance: 1341

2014 Oregon State Baseball
 #10 Indiana vs #2 Oregon State
 Feb 23, 2014 at Surprise, Ariz. (Surprise Stadium)

Indiana 1 (2-5)										Oregon State 8 (5-2)									
Player	ab	r	h	rbi	bb	so	po	a	lob	Player	ab	r	h	rbi	bb	so	po	a	lob
Rodrigue, Casey 2b	4	0	0	0	0	4	0	4	0	Peterson, Andy 2b	4	0	2	0	2	0	5	0	0
Schwarber, Kyle lf	4	0	1	0	0	1	3	0	0	Hamilton, Caleb 3b	5	0	0	0	0	1	0	1	2
Travis, Sam 1b	3	1	1	0	0	4	1	1	0	Conforto, Michael lf	4	1	2	1	1	1	5	0	0
Donley, Scott dh	4	0	1	0	0	0	0	0	1	Davis, Dylan rf	4	1	1	0	1	0	3	0	3
DeMuth, Dustin 3b	4	0	1	1	0	1	2	5	0	Keyes, Kevin 1b	4	2	2	1	0	1	11	0	0
Hartong, Brad c	3	0	1	0	0	1	8	0	0	Clark, Gabe dh	2	2	1	0	1	0	0	0	0
Clark, Chad ph	1	0	0	0	0	0	0	0	0	Ice, Logan c	4	1	2	3	0	0	6	0	0
Smith, Casey rf	3	0	1	0	0	1	2	0	1	Rull, Nick cf	4	0	2	3	0	1	2	0	2
Ramos, Nick ss	3	0	0	0	1	0	3	2	0	Morrison, Trevor ss	3	1	0	0	0	1	0	2	1
Nolden, Will cf	2	0	0	0	0	1	0	0	0	Schultz, Scott p	0	0	0	0	0	0	0	0	0
Cangelosi, Austin ph	1	0	0	0	0	0	0	0	0	Totals	34	8	12	8	3	7	27	8	8
O'Conner, Tim cf	0	0	0	0	0	0	1	0	0										
Coursen-Carr, Will p	0	0	0	0	0	0	0	0	0										
Harrison, Luke p	0	0	0	0	0	0	0	0	0										
Stadler, Sullivan p	0	0	0	0	0	0	0	0	0										
Totals	32	1	6	1	0	6	24	9	5										
Score by Innings										Score by Innings									
	1	2	3	4	5	6	7	8	9		R	H	E		R	H	E		
Indiana	0	0	0	1	0	0	0	0	0		1	6	1						
Oregon State	0	0	0	2	0	0	6	0	X		8	12	0						

Score by Innings	1	2	3	4	5	6	7	8	9	R	H	E
Indiana	0	0	0	1	0	0	0	0	0	1	6	1
Oregon State	0	0	0	2	0	0	6	0	X	8	12	0

E - Rodrigue (1). DP - Indiana 2; OSU 1. LOB - Indiana 5; OSU 8. 2B - Travis (1); Keyes, K. (4); Rulli, N. (1). HBP - Travis; Clark, G. SH - Peterson, A. (3); Morrison, T. (1). SB - Conforto, M. (1); Davis, D. (1); Keyes, K. (2).

Indiana	ip	h	r	er	bb	so	ab	bf	np	Oregon State	ip	h	r	er	bb	so	ab	bf	np
Coursen-Carr, Will	6.2	8	5	2	3	6	26	31	112	Schultz, Scott	9.0	6	1	1	0	6	32	33	95
Harrison, Luke	0.1	3	3	0	0	1	4	5	20										
Stadler, Sullivan	1.0	1	0	0	0	0	4	4	13										

Win - Schultz, S. (2-0). Loss - Coursen-Carr (0-2). Save - None.
 WP - Coursen-Carr 2(2). HBP - by Schultz, S. (Travis); by Harrison (Clark, G.). Inherited runners/scored: Harrison 2/2. Pitches/strikes: Coursen-Carr 112/67; Harrison 20/15; Stadler, S. 13/9; Schultz, S. 95/71.

Umpires - HP: Steven Corvi 1B: Jeff Macias 3B: Travis Katzenmeier
 Start: 11:02am Time: 2:16 Attendance: 1578
 Weather: 69 Degrees, Sunny

2014 Oregon State Baseball
 Michigan State vs #2 Oregon State
 Feb 22, 2014 at Surprise, Ariz. (Surprise Stadium)

Michigan State 8 (4-1)										Oregon State 7 (4-2)									
Player	ab	r	h	rbi	bb	so	po	a	lob	Player	ab	r	h	rbi	bb	so	po	a	lob
Gibson, Cam lf	5	0	2	1	0	0	4	0	0	Morrison, Trevor ss	4	2	2	0	1	2	3	2	1
Richardson, Ryan ss	5	1	2	0	0	1	2	6	0	Hamilton, Caleb 3b	4	0	0	1	0	0	3	1	0
Pickens, Jimmy rf	5	1	1	0	0	1	2	0	3	Conforto, Michael lf	2	1	0	0	2	1	3	0	0
Salter, Blaise dh	3	1	2	0	2	0	0	0	0	Davis, Dylan rf	3	2	1	2	1	0	1	0	0
Toth, Chase pr	0	1	0	0	0	0	0	0	0	Howard, Michael dh	3	0	0	0	0	0	0	0	0
Krill, Ryan 1b	3	2	1	1	0	0	11	1	2	Casper, Jerad ph/1b	0	1	0	0	1	0	0	0	0
Fisher, Joel c	5	2	3	5	0	0	4	1	1	Keyes, Kevin 1b	4	1	2	2	0	0	10	1	0
Cheky, Anthony cf	4	0	0	0	0	0	1	0	0	Clardy, Caylen pr	0	0	0	0	0	0	0	0	0
Nowak, PJ 2b	3	0	2	0	2	0	2	4	0	Eden, Chandler p	0	0	0	0	0	0	0	0	0
Hovis, Justin 3b	4	0	0	0	1	0	1	1	2	Hendrix, Jeff cf	1	0	1	1	0	0	1	0	0
Alleman, Justin p	0	0	0	0	0	0	0	0	0	Rulli, Nick pr/cf	2	0	0	0	1	0	2	1	0
Misiewicz, Anthony p	0	0	0	0	0	0	0	2	0	Ice, Logan c	4	0	0	0	0	0	3	2	0
Kinley, Jeff p	0	0	0	0	0	0	0	0	0	Peterson, Andy 2b	4	0	1	0	0	1	1	2	1
Lowery, Jake p	0	0	0	0	0	0	0	0	0	Fry, Jace p	0	0	0	0	0	0	0	3	0
Totals	37	8	13	7	5	2	27	15	10	Flemmer, Kevin p	0	0	0	0	0	0	1	1	0
										Engelbrekt, Max p	0	0	0	0	0	0	0	0	0
										Totals	31	7	7	6	4	4	27	13	



2014 OREGON STATE SEASON IN REVIEW

Box Scores

TWITTER.COM/BEAVER_BASEBALL
INSTAGRAM.COM/BEAVERBASEBALL
FACEBOOK.COM/OREGONSTATEBASEBALL

2014 Oregon State Baseball Wright State at #4 Oregon State Feb 28, 2014 at Corvallis, Ore. (Goss Stadium)

Wright State 0 (2-6)

Player	ab	r	h	rbi	bb	so	po	a	lob
GREENE, Kieston cf/rf	4	0	0	0	1	3	0	0	
FORD, Joe ss	4	0	0	0	1	2	1	0	
McCAFFERTY, Andrew 1b	4	0	1	0	0	5	0	0	
TIMM, Michael rf/lf	3	0	0	0	0	1	1	1	0
BRODNER, John 3b	3	0	0	0	0	2	1	2	1
LIMBAUGH, Jeff lf	3	0	1	0	0	5	0	0	
JACKSON, Jordan cf	0	0	0	0	0	1	0	0	
BOERI, Alex 2b	3	0	0	0	0	2	3	1	
MURPHY, Sean c	1	0	0	0	0	3	1	0	
MURPHY, Jack c	1	0	0	0	0	1	1	0	
MACCIOCCHI, Brad dh	3	0	0	0	0	1	0	0	1
HISSONG, Travis p	0	0	0	0	0	0	0	0	0
MAMER, Luke p	0	0	0	0	0	0	0	0	0
Totals	29	0	2	0	0	7	24	8	3

Score by Innings	1	2	3	4	5	6	7	8	9	R	H	E
Wright State	0	0	0	0	0	0	0	0	0	0	2	1
Oregon State	2	0	2	0	3	0	0	0	X	7	10	0

E - FORD(2). LOB - Wright State 3; Oregon State 6. 2B - Keyes, K.(5); Davis, D.(2). HBP - S. MURPHY; Conforto, M.. SF - Davis, D.(2). SB - Hamilton, C.(1). CS - Howard, M.(1).

Wright State	ip	h	r	er	bb	so	ab	bf	np	Oregon State	ip	h	r	er	bb	so	ab	bf	np
HISSONG, Travis	5.0	8	7	5	2	2	21	25	103	Moore, Andrew	7.2	2	0	0	0	6	25	26	103
MAMER, Luke	3.0	2	0	0	1	2	11	12	47	Flemer, Kevin	1.1	0	0	0	0	1	4	4	15

Win - Moore, A. (1-1). Loss - HISSONG (1-2). Save - None.
WP - MAMER. HBP - by Moore, A. (S. MURPHY); by HISSONG (Conforto, M.). PB - J. MURPHY(1). Inherited runners/scored: None. Pitches/strikes: HISSONG 103/56; MAMER 47/29; Moore, A. 103/73; Flemer, K. 15/10.

Umpires - HP: Mike Whitty 1B: Todd Ellis 3B: Joseph Penna
Start: 5:05pm Time: 2:23 Attendance: 2744
Weather: 57 Degrees, Cloudy

2014 Oregon State Baseball Wright State at #4 Oregon State (Game 2) Mar 01, 2014 at Corvallis, Ore. (Goss Stadium)

Wright State 6 (3-7)

Player	ab	r	h	rbi	bb	so	po	a	lob
GREENE, Kieston rf	4	0	0	0	0	1	3	0	1
FORD, Joe ss	5	0	1	2	0	1	2	0	
TIMM, Michael 2b	5	0	1	0	0	1	4	3	0
BRODNER, John 3b	5	1	1	0	0	1	0	2	2
LIMBAUGH, Jeff lf	4	1	0	0	0	0	4	0	
McCAFFERTY, Andrew dh	1	0	0	0	2	0	0	0	0
MURPHY, Sean c	2	2	2	0	2	0	5	0	0
MACCIOCCHI, Brad 1b	4	1	2	1	0	0	5	0	2
JACKSON, Jordan cf	2	1	1	1	0	0	5	0	2
SEXTON, Robby p	0	0	0	0	0	0	0	0	0
ELLIOTT, Andrew p	0	0	0	0	0	0	0	1	0
Totals	32	6	8	4	4	3	27	8	7

Score by Innings	1	2	3	4	5	6	7	8	9	R	H	E
Wright State	0	0	2	0	0	0	1	3	0	6	8	1
Oregon State	0	2	0	0	0	0	0	0	0	2	5	4

E - FORD(4); Morrison, T.(4). Conforto, M.(1); Keyes, K. 2(4). DP - Wright State 1; OSU 1. LOB - Wright State 7; OSU 10. 2B - BRODNER(3); JACKSON(1); Clark, G.(1). HBP - Morrison, T.. SH - McCAFFERTY(1); JACKSON(1); Rullit, N.(2). SF - JACKSON(1). CS - FORD(2). Reached on CI - GREENE.

Wright State	ip	h	r	er	bb	so	ab	bf	np	Oregon State	ip	h	r	er	bb	so	ab	bf	np
SEXTON, Robby	7.0	5	2	2	6	3	25	33	112	Schultz, Scott	6.1	5	3	2	3	3	24	29	88
ELLIOTT, Andrew	2.0	0	0	0	0	2	6	6	22	Flemer, Kevin	1.0	1	3	1	1	0	3	5	13
										Engelbrekt, Max	0.1	1	0	0	0	0	1	2	10
										Eden, Chandler	1.1	1	0	0	0	0	4	4	8

Win - SEXTON (1-2). Loss - Schultz, S. (2-1). Save - None.
WP - Schultz, S.(2); Eden, C.(5). HBP - by SEXTON (Morrison, T.). CI - Keyes, K.. Inherited runners/scored: Flemer, K. 1/0; Engelbrekt 3/2; Eden, C. 2/1. Pitches/strikes: SEXTON 112/60; ELLIOTT 22/15; Schultz, S. 88/56; Flemer, K. 13/7; Engelbrekt 10/7; Eden, C. 8/7.

Umpires - HP: Joseph Penna 1B: Mike Whitty 3B: Todd Ellis
Start: 3:57pm Time: 2:33 Attendance: 2407
Weather: 56 Degrees, Cloudy

2014 Oregon State Baseball Wright State at #4 Oregon State (Game 1) Mar 01, 2014 at Corvallis, Ore. (Goss Stadium)

Wright State 4 (2-7)

Player	ab	r	h	rbi	bb	so	po	a	lob
GREENE, Kieston rf	4	0	0	0	0	1	0	0	
FORD, Joe ss	4	0	2	0	0	4	5	0	
TIMM, Michael 2b	2	1	1	1	0	2	2	0	
McCAFFERTY, Andrew 1b	4	0	0	0	0	12	1	2	
BRODNER, John 3b	4	1	2	0	0	0	0	0	
LIMBAUGH, Jeff lf	4	1	3	1	0	0	2	0	0
MURPHY, Sean c	4	0	0	1	0	1	2	1	0
MURPHY, Jack dh	3	0	0	0	0	0	0	2	
MACCIOCCHI, Brad ph	1	0	1	1	0	0	0	0	
JACKSON, Jordan cf	3	1	1	0	0	1	1	0	0
BOERI, Alex ph	1	0	0	0	0	0	0	1	
HOELZEL, Joey p	0	0	0	0	0	0	5	0	
TRAPINO, E.J. p	0	0	0	0	0	0	0	0	
BLAIR, Logan p	0	0	0	0	0	0	0	0	0
Totals	34	4	10	4	1	2	24	14	5

Score by Innings	1	2	3	4	5	6	7	8	9	R	H	E
Wright State	0	0	0	0	0	1	0	0	3	4	10	4
Oregon State	0	1	0	0	0	2	2	1	X	6	15	0

E - FORD(3); BRODNER(4); S. MURPHY(1); JACKSON(2). DP - Wright State 2; OSU 2. LOB - Wright State 5; OSU 15. 2B - BRODNER(2); LIMBAUGH(1). HBP - Morrison, T. 2; Conforto, M. SH - Howard, M.(2); Mildenberg(1); Ice, L.(1); Peterson, A.(4). SF - TIMM(1). SB - LIMBAUGH(1); Morrison, T.(1); Peterson, A.(1).

Wright State	ip	h	r	er	bb	so	ab	bf	np	Oregon State	ip	h	r	er	bb	so	ab	bf	np
HOELZEL, Joey	6.1	14	5	5	3	1	28	36	108	Fry, Jacob	8.1	7	2	1	1	2	29	31	96
TRAPINO, E.J.	0.1	0	0	0	0	0	1	3	6	Thompson, Jake	0.1	3	2	2	0	0	4	4	13
BLAIR, Logan	1.1	1	1	0	0	1	6	6	18	Schultz, Scott	0.1	0	0	0	0	0	1	1	2

Win - Fry, J. (2-0). Loss - HOELZEL (1-2). Save - Schultz, S. (1).
WP - Fry, J.(3). HBP - by HOELZEL (Morrison, T.); by TRAPINO (Morrison, T.); by TRAPINO (Conforto, M.). BK - HOELZEL(1); BLAIR(1). PB - Ice, L.(2). Inherited runners/scored: TRAPINO 2/1; BLAIR 3/0; Thompson, J. 1/1; Schultz, S. 1/0. Pitches/strikes: HOELZEL 108/64; TRAPINO 6/2; BLAIR 18/11; Fry, J. 96/62; Thompson, J. 13/10; Schultz, S. 2/1.

Umpires - HP: Todd Ellis 1B: Joseph Penna 3B: Mike Whitty
Start: 12:38pm Time: 2:42 Attendance:
Weather: 50 Degrees, Cloudy

2014 Oregon State Baseball Wright State at #4 Oregon State Mar 02, 2014 at Corvallis, Ore. (Goss Stadium)

Wright State 2 (3-8)

Player	ab	r	h	rbi	bb	so	po	a	lob
GREENE, Kieston rf	3	0	0	0	0	1	0	0	
SIMON, Cody ph/rf	1	0	0	0	0	1	0	0	
FORD, Joe ss	3	1	2	0	0	0	1	3	0
BOERI, Alex ph/ss	1	0	0	0	0	0	0	0	
TIMM, Michael 2b	3	0	0	0	2	2	2	0	
BRODNER, John 3b	3	0	1	0	0	0	0	1	1
LIMBAUGH, Jeff lf	4	0	1	1	0	1	2	0	0
McCAFFERTY, Andrew 1b	2	0	0	0	1	1	8	0	2
MACCIOCCHI, Brad 1b	0	1	0	0	1	0	0	0	0
MURPHY, Sean dh	4	0	0	0	1	0	0	3	
MURPHY, Jack c	4	0	1	1	0	0	5	2	0
JACKSON, Jordan cf	4	0	0	0	0	5	1	1	
NUNN, Darion p	0	0	0	0	0	0	0	0	0
VAN HORN, Jack p	0	0	0	0	0	0	0	1	0
TRAPINO, E.J. p	0	0	0	0	0	0	0	0	0
BLAIR, Logan p	0	0	0	0	0	0	0	0	0
BELLER, Isaac p	0	0	0	0	0	0	1	0	0
DELIZ, David p	0	0	0	0	0	0	0	0	0
BURK, Jacob p	0	0	0	0	0	0	0	0	0
Totals	32	2	5	2	2	6	24	11	7

Score by Innings	1	2	3	4	5	6	7	8	9	R	H	E
Wright State	0	0	0	1	0	0	0	0	1	2	5	0
Oregon State	0	0	0	1	2	5	5	0	X	13	8	1

E - Wetzler, B.(1). DP - Wright State 1. LOB - Wright State 7; OSU 10. 2B - FORD(2); J. MURPHY(1); Conforto, M.(3); Howard, M.(2). HBP - TIMM; BRODNER; Davis, D.; Keyes, K. 2. SH - Peterson, A.(5); Ice, L.(2). SF - Hamilton, C.(2); Conforto, M.(2); Howard, M.(1).

Wright State	ip	h	r	er	bb	so	ab	bf	np	Oregon State	ip	h	r	er	bb	so	ab	bf	np
NUNN, Darion	2.0	1	0	0	2	1	7	9	37	Wetzler, Ben	7.2	4	1	1	1	5	27	29	89
VAN HORN, Jack	2.1	2	3	3	5	0	7	14	50	Reser, Zack	0.1	0	0	0	0	0	1	2	9
TRAPINO, E.J.	1.0	1	3	3	2	0	2	5	17	Eden, Chandler	1.0	1	1	1	1	1	4	5	15
BLAIR, Logan	0.1	2	2	2	0	0	2	4	13										
BELLER, Isaac	0.2	1	3	3	2	1	2	6	26										
DELIZ, David	0.1	0	2	2	2	0	1	4	17										
BURK, Jacob	1.1	1	0	0	0	2	5	5	21										

Win - Wetzler, B. (1-0). Loss - VAN HORN (0-1). Save - None.
WP - BLAIR(2). HBP - by Wetzler, B. (BRODNER); by BLAIR (Davis, D.); by BELLER (Keyes, K.); by DELIZ (Keyes, K.); by Reser, Z. (TIMM). BK - BLAIR(2). PB - J. MURPHY(2). Inherited runners/scored: TRAPINO 3/0; BLAIR 3/3; BELLER 1/0; DELIZ 1/1; BURK 3/2. Pitches/strikes: NUNN 37/19; VAN HORN 50/25; TRAPINO 17/7; BLAIR 13/8; BELLER 26/12; DELIZ 17/6; BURK 21/17; Wetzler, B. 89/62; Reser, Z. 9/5; Eden, C. 15/8.

Umpires - HP: Mike Whitty 1B: Todd Ellis 3B: Joseph Penna
Start: 1:07pm Time: 3:06 Attendance: 2032
Weather: 53 Degrees, Cloudy



2014 Oregon State Baseball
 Portland at #5 Oregon State
 Mar 04, 2014 at Corvallis, Ore. (Goss Stadium)

Portland 0 (2-10)										Oregon State 5 (10-3)									
Player	ab	r	h	rbi	bb	so	po	a	lob	Player	ab	r	h	rbi	bb	so	po	a	lob
LENAHAN, Cody 3b	4	0	0	0	1	0	3	0		Morrison, Trevor ss	1	1	0	0	3	1	3	2	0
WHALEN, Caleb 2b	2	0	1	0	0	1	3	0		Hamilton, Caleb 3b	4	0	0	0	1	1	0	1	0
GILL, Turner lf	4	0	0	0	0	3	0	0		Conforto, Michael lf	2	0	1	3	2	0	1	0	0
WADE, Kevin 1b	4	0	1	0	1	9	2	2		Davis, Dylan rf	4	0	0	0	1	0	0	5	0
TAYLOR, Grant cf	2	0	0	0	1	1	0	0		Keyes, Kevin 1b	2	1	0	0	2	0	10	0	0
BARR, Ryan ph/cf	1	0	0	0	1	1	0	0		Clark, Gabe dh	3	1	2	1	1	0	0	0	0
LUCARELLI, Michael ss	3	0	0	0	1	1	2	2		Howard, Michael cf	4	1	1	0	0	1	3	0	1
ROSEN, Jason dh	1	0	0	0	1	1	0	0		Ice, Logan c	4	1	1	0	0	9	2	1	0
KELLY, Austin ph	1	0	0	0	1	0	0	0		Peterson, Andy 2b	4	0	2	1	0	1	1	3	0
KOPAS, Devin c	2	0	0	0	1	1	6	1	0	Thompson, Jake p	0	0	0	0	0	0	0	1	0
THOMPSON, Chet rf	2	0	0	0	0	1	1	0	2	Shelton, Trent p	0	0	0	0	0	0	0	0	0
LITTLEFIELD, Ryan ph/rf	1	0	0	0	0	1	0	0	0	Totals	28	5	7	5	9	5	27	9	9
SAHLINGER, Billy p	0	0	0	0	0	0	2	0											
BUNDA, JR p	0	0	0	0	0	0	0	0											
FISHER, Alex p	0	0	0	0	0	0	1	1	0										
TOMINAGA, Davis p	0	0	0	0	0	0	0	0	0										
Totals	27	0	2	0	3	10	24	14	6										

Score by Innings	1	2	3	4	5	6	7	8	9	R	H	E
Portland	0	0	0	0	0	0	0	0	0	0	2	1
Oregon State	0	0	2	3	0	0	0	0	X	5	7	0

E - FISHER, A(1). DP - Portland 1. OSU 1. LOB - Portland 6. OSU 9. 2B - Clark, G(2). HBP - WHALEN, C 2; LUCARELLI, M. SH - Morrison, T.(2). SB - WHALEN, C(2). CS - LUCARELLI, M(2); Peterson, A.(1).

Portland	ip	h	r	er	bb	so	ab	bf	np	Oregon State	ip	h	r	er	bb	so	ab	bf	np
SAHLINGER, Billy	2.2	2	2	2	3	1	9	12	47	Thompson, Jake	5.0	1	0	0	2	7	15	20	74
BUNDA, JR	0.2	3	3	3	2	0	5	7	25	Shelton, Trent	4.0	1	0	0	1	3	12	13	45
FISHER, Alex	3.2	2	0	0	3	3	11	15	67										
TOMINAGA, Davis	1.0	0	0	0	1	1	3	4	20										

Win - Thompson, J. (3-0). Loss - SAHLINGER, B (0-1). Save - Shelton, T. (1).
 HBP - by Thompson, J. (WHALEN, C); by Thompson, J. (LUCARELLI, M); by Thompson, J. (WHALEN, C). Inherited runners/scored: BUNDA, J 2/0; FISHER, A 3/1; Shelton, T. 1/0. Pitches/strides: SAHLINGER, B 47/22; BUNDA, J 25/12; FISHER, A 67/43; TOMINAGA, D 20/10; Thompson, J. 74/40; Shelton, T. 45/33.

Umpires - HP: Todd Ellis 1B: Mike Whitty 3B: Brent Cunningham
 Start: 5:35pm Time: 2:36 Attendance: 2342
 Weather: 59 Degrees, Cloudy
 Thompson, J. faced 1 batter in the 6th.

2014 Oregon State Baseball
 Northern Illinois at #5 Oregon State
 Mar 07, 2014 at Corvallis, Ore. (Goss Stadium)

Northern Illinois 0 (1-9-1)										Oregon State 6 (11-3)									
Player	ab	r	h	rbi	bb	so	po	a	lob	Player	ab	r	h	rbi	bb	so	po	a	lob
FLETCHER, Justin 2b	3	0	0	0	1	1	3	2	0	Morrison, Trevor ss	5	1	1	0	0	0	0	1	0
MALLDER, Brandon rf	4	0	0	0	0	2	1	0	0	Peterson, Andy 2b	5	2	2	0	0	1	1	1	2
KLONOWSKI, Alex 1b	3	0	1	0	0	0	10	1	0	Conforto, Michael lf	2	0	2	3	2	0	1	0	0
BATTAGLIA, Joe c	3	0	0	0	0	3	3	1	1	Davis, Dylan rf	4	1	0	0	0	2	1	0	2
TENHAGEN, Landon cf	3	0	0	0	0	3	4	0	1	Keyes, Kevin 1b	4	0	0	0	0	6	0	1	0
HOOK, Tommy 3b	2	0	0	0	1	1	0	3	0	Clark, Gabe dh	4	1	2	1	0	0	0	0	0
DIVARCO, Chris dh	3	0	0	0	0	3	0	0	0	Howard, Michael cf	4	1	1	1	0	0	3	0	1
SISLER, Brian ss	3	0	0	0	0	0	0	3	0	Hamilton, Caleb 3b	4	0	1	0	0	1	1	1	0
SMITH, Alex lf	3	0	0	0	0	1	2	0	0	Ice, Logan c	3	0	0	0	0	1	12	1	2
ANDERSON, Eli p	0	0	0	0	0	0	1	0	0	Clardy, Caylen pr	0	0	0	0	0	0	0	0	0
RUCKMAN, Justin p	0	0	0	0	0	0	0	0	0	Fishback, Mason c	0	0	0	0	0	0	2	0	0
SWEENEY, Kevin p	0	0	0	0	0	0	0	0	0	Wetzler, Ben p	0	0	0	0	0	0	0	3	0
Totals	27	0	1	0	2	14	24	10	2	Eden, Chandler p	0	0	0	0	0	0	0	0	0
										Totals	35	6	9	5	2	5	27	7	8

Score by Innings	1	2	3	4	5	6	7	8	9	R	H	E
Northern Illinois	0	0	0	0	0	0	0	0	0	0	1	1
Oregon State	0	0	2	0	1	2	1	0	X	6	9	0

E - FLETCHER(1). LOB - NIU 2. OSU 8. 2B - KLONOWSKI(2); Peterson, A. 2(4); Conforto, M.(4). 3B - Clark, G.(1).
 HBP - Ice, L.. CS - HOOK(2).

Northern Illinois	ip	h	r	er	bb	so	ab	bf	np	Oregon State	ip	h	r	er	bb	so	ab	bf	np
ANDERSON, Eli	6.0	8	5	5	1	5	28	29	101	Wetzel, Ben	8.0	1	0	0	2	12	24	26	105
RUCKMAN, Justin	1.0	1	1	1	0	4	5	16		Eden, Chandler	1.0	0	0	0	0	2	3	3	8
SWEENEY, Kevin	1.0	0	0	0	0	3	4	11											

Win - Wetzel, B. (2-0). Loss - ANDERSON (1-2). Save - None.
 WP - ANDERSON(1). HBP - by SWEENEY (Ice, L.). PB - BATTAGLIA(1). Inherited runners/scored: None. Pitches/strides:
 ANDERSON 101/67; RUCKMAN, Ju. 16/7; SWEENEY 11/7; Wetzel, B. 105/67; Eden, C. 8/7.

Umpires - HP: Jake Uhlenhopp 1B: Kendall Snyder 3B: Steven Corvi
 Start: 5:05pm Time: 2:11 Attendance: 2627
 Weather: 64 Degrees, Sunny

2014 Oregon State Baseball
 Northern Illinois at #5 Oregon State (Game 1)
 Mar 08, 2014 at Corvallis, Ore. (Goss Stadium)

Northern Illinois 0 (1-10-1)										Oregon State 2 (12-3)									
Player	ab	r	h	rbi	bb	so	po	a	lob	Player	ab	r	h	rbi	bb	so	po	a	lob
SMITH, Alex lf	3	0	0	0	0	3	5	0	0	Morrison, Trevor ss	3	0	0	0	0	2	0	3	0
RUSSELL, Carl ph	0	0	0	0	1	0	0	0	0	Peterson, Andy 2b	3	0	0	0	1	0	1	4	1
MALLDER, Brandon 1b	3	0	0	0	0	0	5	0	0	Conforto, Michael lf	3	0	0	0	1	0	1	0	2
TENHAGEN, Landon ph	1	0	0	0	1	0	0	1	0	Clark, Gabe dh	4	0	1	0	0	0	0	0	1
SISLER, Brian ss	3	0	0	0	0	2	0	0	0	Keyes, Kevin 1b	3	1	0	0	1	1	13	0	0
KLONOWSKI, Alex p/dh	3	0	0	0	0	0	1	0	0	Davis, Dylan rf	2	1	1	2	1	0	2	0	0
HOOK, Tommy 3b	2	0	0	0	1	2	2	2	0	Howard, Michael cf	2	0	0	0	1	2	0	0	0
FLETCHER, Justin 2b	3	0	0	0	1	0	1	0	1	Rulli, Nick ph/cf	0	0	0	0	1	0	1	0	0
SCHOMIG, Connor rf	3	0	0	0	1	1	0	1	0	Hamilton, Caleb 3b	2	0	0	0	1	0	0	1	2
ZUBEK, Johnny c	3	0	0	0	0	5	0	0	0	Ice, Logan c	2	0	1	0	0	8	3	0	0
GASSER, Jason cf	2	0	0	0	2	4	0	0	0	Fry, Jace p	0	0	0	0	0	0	0	0	1
MCCULLOCH, Micah ph	1	0	0	0	0	0	0	0	0	Totals	24	2	3	2	6	5	27	12	6
ANDRES, Anthony p	0	0	0	0	0	0	1	0	0										
FRANKENREIDER, A. p	0	0	0	0	0	0	0	0	0										
Totals	27	0	0	0	2	20	14	5	2										
Score by Innings																			
	1	2	3	4	5	6	7	8	9	R	H	E							
Northern Illinois	0	0	0	0	0	0	0	0	0	0	0	0							
Oregon State	0	0	0	0	2	0	0	X	2	3	0	0							



2014 OREGON STATE SEASON IN REVIEW

Box Scores

TWITTER.COM/BEAVER_BASEBALL
INSTAGRAM.COM/BEAVERBASEBALL
FACEBOOK.COM/OREGONSTATEBASEBALL

2014 Oregon State Baseball Northern Illinois at #5 Oregon State Mar 09, 2014 at Corvallis, Ore. (Goss Stadium)

Northern Illinois 0 (1-12-1)

Player	ab	r	h	rbi	bb	so	po	a	lob
RUSSELL, Carl 3b	4	0	1	0	0	1	2	3	3
MALLDER, Brandon lf	4	0	0	0	1	3	1	0	
SISLER, Brian ss	2	0	0	2	1	4	2	0	
KLONOWSKI, Alex 1b	4	0	1	0	1	6	0	1	
BATTAGLIA, Joe c	3	0	0	0	1	0	4	1	
MCCULLOCH, Micah dh	3	0	0	0	0	0	0	0	
FLETCHER, Justin 2b	3	0	2	0	0	1	1	0	
TENHAGEN, Landon cf	3	0	0	0	1	2	1	0	
SCHOMIG, Connor rf	2	0	0	0	1	0	1	0	
WILLIAMS, Matt p	0	0	0	0	0	0	1	0	
NEUMANN, Ben p	0	0	0	0	0	0	0	0	
SCHRADER, TJ p	0	0	0	0	0	0	0	0	
FRANKENREIDER, A. p	0	0	0	0	0	0	0	0	
SWEENEY, Kevin p	0	0	0	0	0	0	0	0	
OLSON, Ryan p	0	0	0	0	0	0	0	0	
Totals	28	0	4	0	4	5	24	8	6

Oregon State 10 (14-3)

Player	ab	r	h	rbi	bb	so	po	a	lob
Morrison, Trevor ss	3	2	1	0	2	0	2	5	1
Peterson, Andy 2b	3	2	0	0	1	1	3	3	0
Conforto, Michael lf	2	2	2	2	0	0	0	0	
Clark, Gabe 1b	5	1	2	4	0	1	9	0	1
Keyes, Kevin 1b	0	0	0	0	0	0	3	0	
Davis, Dylan p/dh	3	0	1	2	2	0	0	1	1
King, Billy pr	0	0	0	0	0	0	0	0	
Howard, Michael cf/rf	1	0	0	1	2	0	1	0	3
Clardy, Caylen ph/cf	1	1	1	0	0	0	0	0	
Hamilton, Caleb 3b	4	0	1	0	0	1	0	0	
Jarmon, Hunter rf	2	0	0	0	1	0	3	0	2
Mildenberg, Tyler ph	1	0	0	0	0	0	0	0	
Rulli, Nick cf/rf	1	0	1	1	0	0	1	0	
Ice, Logan c	2	2	0	0	2	0	4	1	2
Casper, Jerad ph	1	0	0	0	1	0	0	1	
Fishback, Mason c	0	0	0	0	0	0	1	0	
Reser, Zack p	0	0	0	0	0	0	0	2	
Belding, Philip p	0	0	0	0	0	0	0	0	
Flemer, Kevin p	0	0	0	0	0	0	0	0	
Engelbrekt, Max p	0	0	0	0	0	0	0	1	
Totals	29	10	9	10	12	4	27	13	11

Score by Innings	1	2	3	4	5	6	7	8	9	R	H	E
Northern Illinois	0	0	0	0	0	0	0	0	0	0	4	0
Oregon State	3	1	0	0	0	5	0	1	X	10	9	0

DP - OSU 2. LOB - NIU 6. OSU 11. 2B - Conforto, M.(5); Clark, G.(4); Hamilton, C.(1). HBP - MCCULLOCH; Peterson, A.; Conforto, M.; Hamilton, C.. SF - Howard, M.(1). SB - Jarmon, H.(1). CS - RUSSELL(1).

Northern Illinois	ip	h	r	er	bb	so	ab	bf	np
WILLIAMS, Matt	1.0	2	4	4	3	0	4	10	32
NEUMANN, Ben	4.0	2	0	0	3	3	13	16	66
SCHRADER, TJ	0.0	0	3	3	0	0	3	13	
FRANKENREIDER, A.	1.0	2	2	2	1	0	5	7	37
SWEENEY, Kevin	1.0	0	0	0	1	3	4	16	
OLSON, Ryan	1.0	3	1	1	1	1	4	5	18

Win - Reser, Z. (2-0). Loss - WILLIAMS (0-1). Save - None.

WP - WILLIAMS(2). HBP - by WILLIAMS (Peterson, A.); by WILLIAMS (Hamilton, C.); by Davis, D. (MCCULLOCH); by FRANKENREIDE (Conforto, M.). Inherited runners/scored: NEUMANN 2/1; FRANKENREIDE 3/3; Reser, Z. 1/0; Belding, P. 1/0. Pitches/strikes: WILLIAMS 32/14; NEUMANN 66/34; SCHRADER 13/1; FRANKENREIDE 37/22; SWEENEY 16/9; OLSON 18/10; Davis, D. 46/22; Reser, Z. 50/35; Belding, P. 7/4; Flemer, K. 10/6; Engelbrekt 13/6.

Umpires - HP: Jake Uhlenhopp 1B: Kendall Snyder 3B: Steven Corvi
Start: 1:04pm Time: 2:37 Attendance: 2064
Weather: 57 Degrees, Cloudy
WILLIAMS faced 2 batters in the 2nd.
SCHRADER faced 3 batters in the 6th.

2014 Oregon State Baseball #4 Oregon State at Utah Mar 14, 2014 at Salt Lake City, Utah (Smith's Ballpark)

Oregon State 6 (16-3,1-0 Pac-12)

Player	ab	r	h	rbi	bb	so	po	a	lob
Hendrix, Jeff cf	3	0	0	0	1	2	0	0	
Rulli, Nick pr/cf	1	0	0	0	0	4	0	1	
Peterson, Andy 2b	5	0	1	0	0	2	1	4	2
Conforto, Michael lf	3	2	2	1	1	1	0	0	
Davis, Dylan rf	5	1	3	0	0	1	0	1	
Keyes, Kevin 1b	5	1	3	1	0	0	15	0	1
Clark, Gabe dh	4	1	1	0	0	0	0	2	
Morrison, Trevor ss	3	1	1	0	0	2	4	0	
Ice, Logan c	2	0	0	0	1	2	3	0	
Hamilton, Caleb 3b	3	0	1	2	1	1	0	3	
Wetzler, Ben p	0	0	0	0	0	0	2	0	
Schultz, Scott p	0	0	0	0	0	0	0	0	
Totals	34	6	12	4	2	6	27	16	8

Score by Innings	1	2	3	4	5	6	7	8	9	R	H	E
Oregon State	0	0	0	1	0	5	0	0	0	6	12	0
Utah	0	0	0	0	0	0	0	1	0	1	3	3

E - Hunt, Cory(7); Watrous 2(3). DP - OSU 1; Utah 1. LOB - OSU 8; Utah 3. 2B - Simmons(1). HR - Conforto, M.(1). HBP - Hendrix, J.; Conforto, M.; Bennett, TJ. SH - Morrison, T.(3); Ice, L. 2(5); Smith, W.(4). SB - Morrison, T.(2). CS - Rulli, N.(2); Davis, D.(2); Bennett, TJ(2).

Oregon State	ip	h	r	er	bb	so	ab	bf	np
Wetzler, Ben	8.0	2	1	1	2	3	24	28	106
Schultz, Scott	1.0	1	0	0	0	1	3	3	13

Win - Wetzler, B. (3-0). Loss - Watrous (1-3). Save - None.

WP - Watrous(3). HBP - by Watrous (Conforto, M.); by Wetzler, B. (Bennett, TJ); by Watrous (Hendrix, J.). BK - Wetzler, B.(1). Inherited runners/scored: Drachler 2/0. Pitches/strikes: Wetzler, B. 106/67; Schultz, S. 13/8; Watrous 93/63; Drachler 55/30.

Umpires - HP: Billy Haze 1B: Kenneth Durham 3B: Jake Uhlenhopp
Start: 6:10pm Time: 2:30 Attendance: 1004
Weather: 56 Degrees, Sunny

2014 Oregon State Baseball Ohio State at #4 Oregon State Mar 11, 2014 at Corvallis, Ore. (Goss Stadium)

Ohio State 3 (8-6)

Player	ab	r	h	rbi	bb	so	po	a	lob
Kuhn, T. 2b	4	0	1	0	0	1	0	5	0
Porter, P. rf	3	1	1	0	1	0	3	0	0
Bosiokovic, J. 3b	2	1	0	0	0	0	0	0	
Dawson, R. dh	4	1	2	1	0	0	0	0	
Dezse, J. 1b	4	0	0	0	1	8	0	1	
Montgomery, T. cf	3	0	1	2	0	0	2	2	
Brobst, J. ph	0	0	0	0	1	0	0	0	
Gretz, A. c	3	0	1	0	0	8	0	1	
Sabanosh, C. ph	1	0	0	0	1	0	0	0	
Nennig, C. ss	4	0	0	0	0	1	1	0	
Wetzel, T. lf	3	0	2	0	0	1	0	0	
Post, J. p	0	0	0	0	0	0	0	0	
Lakins, T. p	0	0	0	0	0	1	0	0	
Totals	31	3	8	3	2	3	24	6	5

Oregon State 4 (15-3)

Player	ab	r	h	rbi	bb	so	po	a	lob
Morrison, Trevor ss	3	0	0	0	1	1	2	7	0
Peterson, Andy 2b	4	1	1	0	0	1	4	2	0
Conforto, Michael lf	2	0	0	0	2	1	3	1	2
Clark, Gabe dh	4	0	0	0	0	0	0	0	1
Davis, Dylan rf	4	1	2	1	0	1	1	0	
Keyes, Kevin 1b	3	1	1	0	1	1	9	0	
Casper, Jerad 1b	0	0	0	0	0	0	0	0	
Hamilton, Caleb 3b	4	0	0	0	0	1	1	2	1
Howard, Michael cf	4	1	1	0	0	0	3	0	3
Ice, Logan c	2	0	0	1	0	0	4	1	0
Thompson, Jake p	0	0	0	0	0	0	0	0	
Jackson, Brandon p	0	0	0	0	0	0	0	0	
Fox, Mak p	0	0	0	0	0	0	0	1	0
Belding, Philip p	0	0	0	0	0	0	0	0	
Shelton, Trent p	0	0	0	0	0	0	0	0	
Totals	30	4	5	2	4	6	27	14	7

Score by Innings	1	2	3	4	5	6	7	8	9	R	H	E
Ohio State	3	0	0	0	0	0	0	0	0	3	8	2
Oregon State	0	3	0	0	1	0	0	0	X	4	5	0

E - Kuhn(8); Dezse(1). DP - OSU 2. LOB - Ohio State 5; OSU 7. 2B - Kuhn(3); Montgomery(3); Davis, D.(3). 3B - Porter(1). HBP - Bosiokovic 2. SF - Ice, L.(1). SB - Peterson, A.(3). CS - Brobst(1).

Ohio State	ip	h	r	er	bb	so	ab	bf	np
Post, J.	4.1	3	4	2	4	1	17	22	85
Lakins, T.	3.2	2	0	0	0	5	13	13	58

Oregon State	ip	h	r	er	bb	so	ab	bf	np
Thompson, Jake	1.0	2	3	3	1	1	5	7	26
Jackson, Brandon	1.2	1	0	0	0	1	6	7	21
Fox, Mak	3.2	4	0	0	0	0	13	13	55
Belding, Philip	0.2	0	0	0	0	0	1	1	2
Shelton, Trent	2.0	1	0	0	1	1	6	7	25

Win - Fox, M. (1-0). Loss - Post (2-1). Save - Shelton, T. (2).

HBP - by Thompson, J. (Bosiokovic); by Jackson, B. (Bosiokovic). Inherited runners/scored: Lakins 2/1; Fox, M. 2/0;

Belding, P. 1/0. Pitches/strikes: Post 85/47; Lakins 58/42; Thompson, J. 26/15; Jackson, B. 21/14; Fox, M. 55/36; Belding, P. 2/2; Shelton, T. 25/14.

Umpires - HP: Kendall Snyder 1B: Todd Ellis 3B: Mik Hendrickson
Start: 5:35pm Time: 2:31 Attendance: 2627
Weather: 56 Degrees, Sunny

2014 Oregon State Baseball #4 Oregon State at Utah Mar 15, 2014 at Salt Lake City, Utah (Smith's Ballpark)

Oregon State 5 (17-3,2-0 Pac-12)

Player	ab	r	h	rbi	bb	so	po	a	lob
Morrison, Trevor ss	5	0	2	1	0	0	3	2	
Hendrix, Jeff cf	4	1	1	0	1	6	0	1	
Conforto, Michael lf	4	1	1	0	1	0	3	0	
Davis, Dylan rf	4	1	1	1	2	1	0	1	
Keyes, Kevin 1b	5	1	2	1	0	2	8	1	3
Howard, Michael dh	4	0	1	0	0	3	0	0	1
Ice, Logan c	3	0	1	1	0	4	0	0	
Hamilton, Caleb 3b	4	0	0	0	3	0	1	1	
Peterson, Andy 2b	4	1	1	0	0	1	4	1	
Moore, Andrew p	0	0	0	0	0	0	1	1	
Engelbrekt, Max p	0	0	0	0	0	0	0	0	
Shelton, Trent p	0	0	0	0	0	0	0	0	
Jackson, Brandon p	0	0	0	0	0	0	0	0	
Schultz, Scott p	0	0	0	0	0	0	0	1	
Totals	37	5	10	4	4	12	27	8	9

Score by Innings	1	2	3	4	5	6	7	8	9	R	H	E
Oregon State	0	1	1	2	0	0	0	0	0	5	10	0
Utah	0	0	0	0	0	1	0	0	0	1	9	1

E - Davis(3). LOB - OSU 9; Utah 9. 2B - Davis, D.(4); Peterson, A.(5). HR - Keyes, K.(1). SB - Morrison, T.(3); Hendrix, J.(1).

Oregon State	ip	h	r	er	bb	so	ab	bf	np
Moore, Andrew	6.1	8	1	1	0	3	27	27	95
Engelbrekt, Max	0.2	0	0	0	1	0	2	3	15
Shelton, Trent	0.2	1	0	0	0	1	3	3	14
Jackson, Brandon	0.1	0	0	0	0	0	1	1	5
Schultz, Scott	1.0	0	0	0	0	0	3	3	8

Utah	ip	h	r	er	bb	so	ab	bf	np
Helton, Bret	4.0	7	5	4	3	5	19	22	95
Adams, Zach	5.0	3	0	0	1	7	18	19	61



2014 Oregon State Baseball
 #4 Oregon State at Utah
 Mar 16, 2014 at Salt Lake City, Utah (Smith's Ballpark)

Oregon State 8 (18-3,3-0 Pac-12)

Utah 0 (8-10,0-3 Pac-12)

Player	ab	r	h	rbi	bb	so	po	a	lob
Morrison, Trevor ss	3	2	1	2	0	0	5	0	
Peterson, Andy 2b	5	2	2	0	0	4	5	3	
Conforto, Michael lf	3	1	2	3	1	0	0	0	
Davis, Dylan rf	5	0	2	0	0	2	0	0	
Keyes, Kevin 1b	4	0	0	0	1	0	14	0	
Clark, Gabe dh	4	0	0	1	0	0	0	2	
Casper, Jerad 3b	3	1	0	0	2	1	0	2	
Ice, Logan c	4	2	3	0	0	0	6	0	
Rulli, Nick cf	3	0	1	0	0	0	3	0	
Fry, Jace p	0	0	0	0	0	0	4	0	
Totals	34	8	11	6	6	3	27	16	8

Player	ab	r	h	rbi	bb	so	po	a	lob
Davis, Kody 2b	4	0	1	0	0	0	2	3	1
Hunt, Cory ss	4	0	0	0	0	1	1	5	1
Bennett, TJ 1b	3	0	0	0	0	1	10	0	0
Helton, Bret dh	3	0	0	0	0	1	0	0	0
Young, AJ c	3	0	0	0	0	0	3	0	0
Larsen, Bliss 3b	3	0	0	0	0	0	3	0	0
Smith, Wylar rf	3	0	0	0	2	4	0	0	
Simmons, Hunter lf	2	0	0	0	0	1	3	0	0
Armijo, Konnor ph	1	0	0	0	0	0	0	0	0
Rose, Josh lf	0	0	0	0	0	0	0	0	0
Anderson, Braden cf	3	0	2	0	0	0	4	0	0
Banks, Tanner p	0	0	0	0	0	0	0	0	0
Chapman, Josh p	0	0	0	0	0	0	1	0	
Green, Nick p	0	0	0	0	0	0	0	0	0
West, Luke p	0	0	0	0	0	0	0	0	0
Totals	29	0	3	0	0	6	27	12	2

Score by Innings	1	2	3	4	5	6	7	8	9	R	H	E
Oregon State	3	1	0	2	0	0	0	0	2	8	11	0
Utah	0	0	0	0	0	0	0	0	0	0	3	0

DP - OSU 1; Utah 2. LOB - OSU 8; Utah 2. 2B - Conforto, M.(6); Anderson, B.(1); HBP - Conforto, M.; SH - Rulli, N.(3). SF - Clark, G.(1); SB - Casper, J.(2); Ice, L.(1); CS - Morrison, T.(1).

Oregon State	ip	h	r	er	bb	so	ab	bf	np
Fry, Jace	9.0	3	0	0	0	6	29	29	93

Utah	ip	h	r	er	bb	so	ab	bf	np
Banks, Tanner	3.1	6	6	6	2	1	15	19	74
Chapman, Josh	2.2	2	0	0	1	1	9	10	32
Green, Nick	2.0	1	0	0	1	0	6	7	29
West, Luke	1.0	2	2	2	2	1	4	7	23

Win - Fry, J. (4-0). Loss - Banks, T. (1-4). Save - None.
 WP - Banks, T.(4). HBP - by Banks, T. (Conforto, M.). Inherited runners/scored: Chapman 2/1. Pitches/strikes: Fry, J. 93/61; Banks, T. 74/42; Chapman 32/18; Green, N. 29/16; West, Luke 23/11.

Umpires - HP: Jake Uhlenhopp 1B: Billy Haze 3B: Kenneth Durham
 Start: 1:04pm Time: 2:25 Attendance: 1216
 Weather: 62 Degrees, Sunny

2014 Oregon State Baseball
 Arizona State at #4 Oregon State
 Mar 21, 2014 at Corvallis, Ore. (Goss Stadium)

Arizona State 0 (10-10,1-3 Pac-12)

Oregon State 4 (19-3,4-0 Pac-12)

Player	ab	r	h	rbi	bb	so	po	a	lob
Sewald, Johnny cf	4	0	0	0	0	2	1	0	1
Allen, Trevor rf	3	0	0	0	0	1	2	0	0
Causey, Nathaniel 1b	4	0	0	0	0	2	7	0	0
Ybarra, RJ dh	4	0	0	0	0	2	0	0	1
Stankiewicz, Drew 2b	3	0	1	0	1	0	0	2	0
Serven, Brian c	4	0	0	0	0	1	11	0	3
Beall, Christopher lf	3	0	1	0	0	2	2	0	0
Dinatale, Dalton 3b	3	0	0	0	0	0	0	0	1
Woodmansee, Colby ss	3	0	1	0	0	0	1	0	0
Lilek, Brett p	0	0	0	0	0	0	1	0	0
Melbostad, Eric p	0	0	0	0	0	0	1	1	0
Totals	31	0	3	0	1	10	24	5	6

Player	ab	r	h	rbi	bb	so	po	a	lob
Morrison, Trevor ss	4	1	2	0	1	1	2	2	1
Peterson, Andy 2b	3	1	2	1	0	0	1	1	0
Conforto, Michael lf	3	1	0	0	1	2	5	0	1
Davis, Dylan rf	2	0	0	1	1	0	1	0	1
Keyes, Kevin 1b	3	0	1	0	1	0	4	1	2
Clark, Gabe dh	4	0	1	2	0	0	0	0	0
Casper, Jerad 3b	3	0	1	0	0	1	0	1	2
Hamilton, Caleb 3b	1	0	0	0	0	1	0	0	0
Ice, Logan c	4	0	1	0	0	1	9	2	1
Rulli, Nick cf	1	1	0	0	1	1	4	0	1
Hendrix, Jeff ph/cf	2	0	1	0	0	1	0	0	0
Wetzler, Ben p	0	0	0	0	0	0	1	0	0
Schultz, Scott p	0	0	0	0	0	0	0	0	0
Totals	30	4	9	4	5	10	27	7	9

Score by Innings	1	2	3	4	5	6	7	8	9	R	H	E
Arizona State	0	0	0	0	0	0	0	0	0	0	3	0
Oregon State	0	0	0	0	3	1	0	0	X	4	9	2

E - Casper, J. 2(2). DP - ASU 1. LOB - ASU 6; OSU 9. 2B - Peterson, A.(6); Keyes, K.(6); Casper, J.(1). HBP - Allen, T.; SH - Peterson, A.(6). SF - Davis, D.(3). SB - Allen, T.(1). CS - Beall, C.(1).

Arizona State	ip	h	r	er	bb	so	ab	bf	np
Lilek, Brett	4.2	5	3	3	5	8	17	24	109
Melbostad, Eric	3.1	4	1	1	0	2	13	13	46

Oregon State	ip	h	r	er	bb	so	ab	bf	np
Wetzler, Ben	7.0	2	0	0	1	8	24	26	112
Schultz, Scott	2.0	1	0	0	0	2	7	7	23

Win - Wetzler, B. (4-0). Loss - Lilek, B. (3-1). Save - None.
 HBP - by Wetzler, B. (Allen, T.). Inherited runners/scored: Melbostad, E 2/0. Pitches/strikes: Lilek, B. 109/62; Melbostad, E 46/32; Wetzler, B. 112/73; Schultz, S. 23/17.

Umpires - HP: Joe Burleson 1B: Travis Reininger 3B: Timothy Vessey
 Start: 7:06pm Time: 2:46 Attendance: 2792
 Weather: 50 Degrees, Clear

2014 Oregon State Baseball
 Arizona State at #4 Oregon State
 Mar 22, 2014 at Corvallis, Ore. (Goss Stadium)

Arizona State 3 (11-10,2-3 Pac-12)

Oregon State 2 (19-4,4-1 Pac-12)

Player	ab	r	h	rbi	bb	so	po	a	lob
Sewald, Johnny cf	5	1	2	0	0	0	5	0	0
Stankiewicz, Drew 2b	4	0	1	0	0	2	0	4	1
Causey, Nathaniel 1b	4	0	4	0	1	0	12	1	0
Ybarra, RJ c	5	0	1	1	0	1	5	0	2
Esmay, Tucker pr	0	0	0	0	0	0	0	0	0
Burr, Ryan p	0	0	0	0	0	0	0	0	0
Beall, Christopher dh	3	0	0	0	1	2	0	0	1
Serven, Brian ph/c	1	0	0	0	0	2	0	0	0
Allen, Trevor rf	5	0	0	0	0	1	0	0	3
Peevyhouse, Jake lf	4	2	3	0	0	0	4	0	0
Dinatale, Dalton 3b	3	0	1	0	0	2	4	0	
Woodmansee, Colby ss	4	0	0	1	0	1	0	3	2
Kellogg, Ryan p	0	0	0	0	0	0	2	0	0
Totals	38	3	12	3	2	7	30	14	9

Player	ab	r	h	rbi	bb	so	po	a	lob
Morrison, Trevor ss	5	0	0	0	0	1	2	3	1
Peterson, Andy 2b	5	1	2	1	0	1	3	0	0
Conforto, Michael lf	4	0	1	0	0	1	2	0	1
Davis, Dylan rf	4	0	2	1	0	0	0	0	0
Keyes, Kevin 3b	4	0	1	0	0	0	2	5	2
Clark, Gabe dh	4	0	0	0	0	1	0	0	0
Casper, Jerad 1b	4	0	0	0	0	0	13	0	1
Ice, Logan c	4	0	1	0	0	0	8	1	0
Rulli, Nick cf	3	1	2	0	0	1	0	0	1
Hendrix, Jeff ph	1	0	0	0	0	1	0	0	0
Moore, Andrew p	0	0	0	0	0	0	0	2	0
Schultz, Scott p	0	0	0	0	0	0	0	1	0
Totals	38	2	9	2	0	6	30	12	6

Score by Innings	1	2	3	4	5	6	7	8	9	10	R	H	E
Arizona State	0	0	0	0	1	0	0	0	1	1	3	12	1
Oregon State	1	0	0	0	1	0	0	0	0	0	2	9	0

E - Ybarra(2). DP - OSU 1. LOB - ASU 9; OSU 6. 2B - Ybarra(4); Peevyhouse 2(3). 3B - Rulli, N.(1). SH - Stankiewicz(1); Dinatale, D.(1). CS - Stankiewicz(1); Conforto, M.(2).

Arizona State	ip	h	r	er	bb	so	ab	bf	np
Kellogg, Ryan	9.0	9	2	2	0	4	35	35	109
Burr, Ryan	1.0	0	0	0	0	2	3	3	15

Oregon State	ip	h	r	er	bb	so	ab	bf	np
Moore, Andrew	8.2	10	2	2	1	5	33	35	115
Schultz, Scott	1.1	2	1	1	1	2	5	7	16

Win - Kellogg, R. (2-2). Loss - Schultz, S. (3-2). Save - Burr, R. (4).
 Inherited runners/scored: Schultz, S. 1/0. Pitches/strikes: Kellogg, R. 109/75; Burr, R. 15/11; Moore, A. 115/78; Schultz, S. 16/11.

Umpires - HP: Travis Reininger 1B: Timothy Vessey 3B: Joe Burleson
 Start: 1:37pm Time: 2:29 Attendance: 3021
 Weather: 65 Degrees, Sunny

2014 Oregon State Baseball
 Arizona State at #4 Oregon State
 Mar 23, 2014 at Corvallis, Ore. (Goss Stadium)

Arizona State 7 (12-10,3-3 Pac-12)

Oregon State 3 (19-5,4-2 Pac-12)

Player	ab	r	h	rbi	bb	so	po	a	lob
Sewald, Johnny cf	4	1	1	0	0	1	2	0	1
Allen, Trevor rf	4	2	1	0	1	0	4	0	0
Causey, Nathaniel 1b	4	2	2	0	1	1	6	0	0
Ybarra, RJ dh	4	1	3	2	0	1	0	0	0
Peevyhouse, Jake lf	3	0	1	0	1	0	5	0	4
Serven, Brian c	4	1	2	1	0	1	5	2	0
Stankiewicz, Drew 2b	3	0	0	0	1	2	2	1	3
Dinatale, Dalton 3b	4	0	1	3	0	1	1	0	0
Woodmansee, Colby ss	4	0	0	0	0	2	2	5	2
Gillies, Darin p	0	0	0	0	0	0	0	0	0
Aboites, Jordan p	0	0	0	0	0	0	1	0	0
Burr, Ryan p	0	0	0	0	0	0	0	0	0
Totals	34	7	11	6	4	9	27	9	9

Player	ab	r	h	rbi	bb	so	po	a	lob
Morrison, Trevor ss	3	0	0	0	1	0	1	0	0
Keyes, Kevin 3b	4	1	2	0	0	0	2	0	0
Conforto, Michael lf	3	0	1	0	1	0	1	0	1
Davis, Dylan rf	3	1	1	1	1	1	1	0	0
Hendrix, Jeff cf	4	0	1	1	0	0	3	0	0
Clark, Gabe 1b	3	0	0	0	0	1	10	1	0
Casper, Jerad 1b	0	0	0	0	0	0	0	0	0
Mildenberg, Tyler ph	0	0	0	0	1	0	0	0	0
Ice, Logan c	4	0	0	0	0	6	5	1	0
Howard, Michael dh	4	0	0	0	1	0	0	3	0
Peterson, Andy 2b	4	0	1	0	1	3	4	1	0
Fry, Jace p	0	0	0	0	0	0	1	0	0
Jackson, Brandon p	0	0	0	0	0	0	0	0	0
Engelbrekt, Max p	0	0	0	0	0	0	0	0	0
Eden, Chandler p	0	0	0	0	0	0	0	0	0
Shelton, Trent p	0	0	0	0	0	0	0	0	0
Totals	32	3	6	2	4	4	27	12	6



2014 OREGON STATE SEASON IN REVIEW

Box Scores

TWITTER.COM/BEAVER_BASEBALL
INSTAGRAM.COM/BEAVERBASEBALL
FACEBOOK.COM/OREGONSTATEBASEBALL

2014 Oregon State Baseball #6 Oregon State at Arizona Mar 28, 2014 at Tucson, Ariz. (Hi Corbett Field)

Oregon State 11 (20-5,5-2 Pac-12)

Player	ab	r	h	rbi	bb	so	po	a	lob
Morrison, Trevor ss	5	2	1	1	1	3	2	1	
Hendrix, Jeff cf	5	4	4	1	1	0	1	1	0
Rullif, Nick cf	0	0	0	0	0	0	0	0	0
Conforto, Michael lf	5	1	3	1	1	1	3	0	0
Davis, Dylan rf	6	1	4	5	0	1	0	0	0
Keyes, Kevin 1b	6	0	2	1	0	1	11	0	1
Howard, Michael dh	4	0	0	1	1	1	0	0	1
Casper, Jerad ph	1	0	0	0	0	0	0	0	2
Ice, Logan c	4	0	1	1	1	6	1	5	2
Esposito, Nate c	0	0	0	0	0	1	0	0	0
Hamilton, Caleb 3b	4	1	2	0	0	1	0	0	3
Peterson, Andy 2b	3	2	1	0	0	1	2	6	0
Wetzler, Ben p	0	0	0	0	0	0	1	0	0
Jackson, Brandon p	0	0	0	0	0	0	0	0	0
Shelton, Trent p	0	0	0	0	0	0	0	0	0
Flemer, Kevin p	0	0	0	0	0	0	0	0	0
Totals	43	11	18	11	5	10	27	11	13

Score by Innings	1	2	3	4	5	6	7	8	9	R	H	E
Oregon State	2	0	0	0	3	0	0	4	2	11	18	0
Arizona	0	0	0	0	0	0	0	2	2	6	6	0

DP - OSU 2; Arizona 1. LOB - OSU 13; Arizona 6. 2B - Davis, D. 2(6); Hamilton, C. 2(2). 3B - Morrison, T. 2(2); Hendrix, J. 1(1); Peterson, A. 1(1); Kingery, S. 4(4); Newman, K. 4(4). HBP - Peterson, A.. SH - Hamilton, C. 3(3); Peterson, A. 7(7). SB - Davis, D. 2(2); Keyes, K. 3(3). CS - Newman, K. 4(4).

Oregon State	ip	h	r	er	bb	so	ab	bf	np
Wetzler, Ben	7.1	3	0	0	4	6	23	27	108
Jackson, Brandon	0.2	0	0	0	0	0	1	1	9
Shelton, Trent	0.1	3	2	2	0	0	4	4	10
Flemer, Kevin	0.2	0	0	0	1	1	2	3	14
Arizona	ip	h	r	er	bb	so	ab	bf	np
Farris, James	7.1	13	7	2	6	33	37	121	
Moffett, Cody	0.1	0	1	1	1	1	1	2	11
Parmenter, Tyler	0.0	2	1	1	2	0	2	4	19
Bannister, Nathan	0.1	0	1	1	0	1	1	2	7
Crawford, Tyler	1.0	3	1	1	0	2	6	6	22

Win - Wetzler, B. (5-0). Loss - Farris, J. (4-2). Save - None.

WP - Farris, J. 2(2). HBP - by Bannister, N (Peterson, A.). Inherited runners/scored: Jackson, B. 1/0; Flemer, K. 1/0; Moffett, C. 2/0; Parmenter, T. 3/3; Bannister, N. 3/0; Crawford, T. 1/1. Pitches/strikes: Wetzler, B. 108/61; Jackson, B. 9/6; Shelton, T. 10/8; Flemer, K. 14/8; Farris, J. 121/85; Moffett, C. 11/4; Parmenter, T. 19/8; Bannister, N. 7/4; Crawford, T. 22/15.

Umpires - HP: Greg Charles 1B: Dave Yeast 3B: Kelly Gonzales

Start: 7:04pm Time: 3:12 Attendance: 3254

Weather: 73 Degrees, Sunny

Parmenter, T. faced 4 batters in the 8th.

Bannister, N. faced 1 batter in the 9th.

2014 Oregon State Baseball #6 Oregon State at Arizona Mar 29, 2014 at Tucson, Ariz. (Hi Corbett Field)

Oregon State 2 (20-6,5-3 Pac-12)

Player	ab	r	h	rbi	bb	so	po	a	lob
Morrison, Trevor ss	5	0	1	0	0	3	1	2	0
Hendrix, Jeff cf	3	0	2	0	0	1	1	0	0
Rullif, Nick cf	0	0	0	0	0	0	0	0	0
King, Billy ph	1	0	0	0	0	1	0	0	0
Conforto, Michael lf	5	0	1	0	0	0	4	1	3
Mildenberg, Tyler pr	0	1	0	0	0	0	0	0	0
Davis, Dylan rf	5	1	2	1	0	0	2	0	2
Keyes, Kevin 1b/3b	5	0	1	0	0	0	9	1	1
Clark, Gabe dh	3	0	1	0	0	0	0	0	0
Ice, Logan c	3	0	2	1	0	0	5	0	1
Esposito, Nate c	0	0	0	0	0	0	0	0	0
Hamilton, Caleb 3b	3	0	0	0	0	1	0	1	1
Howard, Michael ph	1	0	1	0	0	0	0	0	0
Casper, Jerad 1b	0	0	0	0	0	0	0	0	0
Peterson, Andy 2b	4	0	1	0	0	2	1	3	4
Moore, Andrew p	0	0	0	0	0	0	1	0	0
Reser, Zack p	0	0	0	0	0	0	0	0	0
Thompson, Jake p	0	0	0	0	0	0	0	1	0
Engelbrekt, Max p	0	0	0	0	0	0	0	0	0
Flemer, Kevin p	0	0	0	0	0	0	0	0	0
Shelton, Trent p	0	0	0	0	0	0	0	0	0
Eden, Chandler p	0	0	0	0	0	0	0	0	0
Totals	38	2	12	2	0	8	24	9	12

Score by Innings	1	2	3	4	5	6	7	8	9	R	H	E
Oregon State	0	0	0	0	0	1	0	0	1	2	12	1
Arizona	2	0	4	0	0	0	1	4	X	11	17	0

E - Conforto, M. 2(2). LOB - OSU 12; Arizona 12. 2B - Morrison, T. 2(2); Conforto, M. 7(7); Davis, D. 7(7); Gilbert, T. 12(12); Moore, R. 2(2). 3B - Gilbert, T. 7(7). HBP - Hendrix, J.; Clark, G.; Moore, R. 2. SH - Dalbec, B. 1(1). SF - Ice, L. 2(2); Kingery, S. 4(4).

Oregon State	ip	h	r	er	bb	so	ab	bf	np
Moore, Andrew	3.0	10	6	6	1	2	18	19	70
Reser, Zack	2.2	3	0	0	1	1	11	12	33
Thompson, Jake	0.2	1	1	1	1	0	2	4	10
Engelbrekt, Max	0.0	0	0	0	0	0	0	1	3
Flemer, Kevin	0.0	0	0	0	1	0	0	1	5
Shelton, Trent	0.2	2	3	3	1	1	4	5	16
Eden, Chandler	1.0	1	1	1	0	0	3	5	17
Arizona	ip	h	r	er	bb	so	ab	bf	np
Hamlin, Cody	8.2	12	2	2	0	8	37	40	140
Dalbec, Bobby	0.1	0	0	0	0	0	1	1	5

Win - Hamlin, C. (4-2). Loss - Moore, A. (2-2). Save - None.

WP - Eden, C. 7(7). HBP - by Hamlin, C. (Clark, G.); by Hamlin, C. (Hendrix, J.); by Engelbrekt (Moore, R.); by Eden, C. (Moore, R.). Inherited runners/scored: Thompson, J. 2/0; Engelbrekt 2/0; Flemer, K. 3/1; Shelton, T. 3/0; Eden, C. 3/3; Dalbec, B. 1/0. Pitches/strikes: Moore, A. 70/45; Reser, Z. 33/24; Thompson, J. 10/4; Engelbrekt 3/1; Flemer, K. 5/1; Shelton, T. 16/8; Eden, C. 17/10; Hamlin, C. 140/95; Dalbec, B. 5/3.

Umpires - HP: Dave Yeast 1B: Kelly Gonzales 3B: Greg Charles

Start: 4:04pm Time: 3:08 Attendance: 1943

Weather: 89 Degrees, Sunny

Engelbrekt faced 1 batter in the 7th

2014 Oregon State Baseball #6 Oregon State at Arizona Mar 30, 2014 at Tucson, Ariz. (Hi Corbett Field)

Oregon State 11 (21-6,6-3 Pac-12)

Player	ab	r	h	rbi	bb	so	po	a	lob
Hendrix, Jeff cf	5	2	2	1	1	2	2	0	0
Rullif, Nick cf	0	0	0	0	0	0	0	0	0
Peterson, Andy 2b	5	2	1	0	1	0	2	1	5
Conforto, Michael lf	5	3	3	2	0	1	3	0	0
Davis, Dylan rf	4	2	1	2	1	0	0	0	0
Keyes, Kevin 1b	5	1	2	3	0	0	9	0	0
Howard, Michael dh	3	0	2	1	0	0	0	0	0
Clark, Gabe ph/dh	2	0	0	0	0	0	0	1	1
Ice, Logan c	5	0	2	0	0	1	6	0	1
Hamilton, Caleb 3b	2	1	1	1	2	1	2	3	0
Morrison, Trevor ss	3	0	0	0	1	1	2	6	2
Fry, Jace p	0	0	0	0	0	0	0	1	0
Schultz, Scott p	0	0	0	0	0	0	1	0	0
Totals	39	11	14	10	6	6	27	11	9

Score by Innings	1	2	3	4	5	6	7	8	9	R	H	E
Oregon State	4	0	0	0	1	4	1	1	0	11	14	1
Arizona	0	0	0	0	0	0	0	0	0	0	4	1

E - Hamilton, C. 2(2); Moffett, C. 2(2). DP - OSU 1; Arizona 1. LOB - OSU 9; Arizona 6. 2B - Hendrix, J. 3(3). 3B - Keyes, K. 1(1). HR - Davis, D. 3(3). SH - Morrison, T. 4(4). SF - Hamilton, C. 3(3). SB - Ice, L. 2(2).

Oregon State	ip	h	r	er	bb	so	ab	bf	np
Fry, Jace	7.0	1	0	0	2	5	22	24	111
Schultz, Scott	2.0	3	0	0	0	1	9	9	32
Arizona	ip	h	r	er	bb	so	ab	bf	np
Schnabel, Austin	0.1	4	4	4	1	0	5	6	23
Moffett, Cody	4.1	4	1	1	2	3	14	18	66
Earman, Morgan	1.0	3	4	4	1	1	7	8	30
Borde, Xavier	1.1	1	1	1	1	0	5	6	25
Dalbec, Bobby	1.0	1	1	1	0	1	4	4	11
Parmenter, Tyler	1.0	1	0	0	1	1	4	5	25

Win - Fry, J. (5-1). Loss - Schnabel, A. (0-4). Save - None.

WP - Moffett, C. 4(4). Inherited runners/scored: Schultz, S. 1/0; Moffett, C. 2/1; Earman, M. 1/0; Borde, X. 1/0. Pitches/strikes: Fry, J. 111/67; Schultz, S. 32/21; Schnabel, A. 23/13; Moffett, C. 66/36; Earman, M. 30/19; Borde, X. 25/16; Dalbec, B. 11/8; Parmenter, T. 25/14.

Umpires - HP: Kelly Gonzales 1B: Greg Charles 3B: Dave Yeast

Start: 12:04pm Time: 3:10 Attendance: 2307

Weather: 80 Degrees, Sunny

Fry, J. faced 1 batter in the 8th.

2014 Oregon State Baseball #6 Oregon State at Portland Apr 01, 2014 at Portland, Ore. (Joe Etzel Field)

Oregon State 9 (22-6)

Player	ab	r	h	rbi	bb	so	po	a	lob
Hendrix, Jeff cf	4	2	2	0	2	1	1	0	1
Peterson, Andy 2b	3	1	0	0	2	1	2	4	0
Conforto, Michael lf	6	2	3	1	0	1	2	0	0
Davis, Dylan rf	6	2	3	0	1	0	0	4	0
Clark, Gabe dh	3	0	1	2	0	0	0	0	0
Howard, Michael ph	1	0	0	0	0	0	0	0	0
Keyes, Kevin 3b	5	1	1	0	0	0	2	3	0
Casper, Jerad 1b	5	1	4	2	0	1	10	0	0
Ice, Logan c	1	0	0	0	0	0	3	8	1
Clardy, Caylen pr	0	0	0	0	0	0	0	0	0
Esposito, Nate c	0	0	0	0	0	0	3	0	0
Morrison, Trevor ss	4	0	0	0	1	1	1	4	0
Thompson, Jake p	0	0	0	0	0	0	0	0	0
Reser, Zack p	0	0	0	0	0	0	0	1	0
Fox, Mak p	0	0	0	0	0	0	0	0	0
Schultz, Scott p	0	0	0	0	0	0	1	0	0
Totals	38	9	14	8	8	6	27	9	13

Score by Innings	1	2	3	4	5	6	7	8	9	R	H	E
Oregon State	4	0	0	0	3	1	1	0	0	9	14	1
Portland	1	0	1	0	0	0	0	0	4	6	9	1

E - Keyes, K. 5(5); WHALEN, C. 7(7). DP - Portland 2. LOB - OSU 13; Portland 11. 2B - Conforto, M. 8(8); Davis, D. 8(8); Keyes, K. 7(7); Casper, J. 2(2); GILL, T. 6(6). HR - Casper, J. 2(2). HBP - Ice, L.; FARLEY, K.; BARR, R. SH - Peterson, A. 8(8); TOMINAGA, D. 1(1); WHITTAKER, D. 1(1). SF - Clark, G. 2(2). SB - Casper, J. 3(3).

Oregon State	ip	h	r	er	bb	so	ab	bf	np
Thompson, Jake	3.0	2	2	2	4	3	10	15	55
Reser, Zack	3.2	3	0	0	1	4	13	15	54
Fox, Mak	1.2	1	2	2	0	3	6	8	34
Schultz, Scott	0.2	3	2	1	0	1	6	6	24
Portland	ip	h	r	er	bb	so	ab	bf	np
SNYDER, Brandon	1.0	5	4	4	0	0	6	8	29
LOCKWOOD, Jackson	4.1	4	3	4	4	4	17	21	78
WOZNIAK, Adam	0.2	3	1	1	1	0	5	7	24
FISHER, Alex	3.0	2	0	0	3	2	10	13	48

Win - Reser, Z. (3-0). Loss - SNYDER, B. (0-1). Save - None.

WP



2014 Oregon State Baseball
Stanford at #6 Oregon State
Apr 04, 2014 at Corvallis, Ore. (Goss Stadium)

Stanford 1 (10-12,3-4 Pac-12)

Oregon State 4 (23-6,7-3 Pac-12)

Player	ab	r	h	rbi	bb	so	po	a	lob
Diekroeger, Danny 1b	3	0	0	0	1	0	10	0	0
Doran, Brett Michael lf	3	0	0	0	0	1	0	0	0
Blandino, Alex 3b	3	0	1	0	1	0	2	0	0
Slater, Austin cf	3	0	0	0	1	0	3	0	1
Viall, Chris dh	0	0	0	0	0	0	0	0	0
Dunlap, Alex ph/dh	4	0	0	0	0	1	0	0	0
Hoffpauir, Zach rf	4	0	0	0	0	2	0	3	
Jackson, Drew ss	4	1	1	0	0	0	1	0	
Edman, Tommy 2b	2	0	1	0	0	2	5	0	
Taylor, Wayne c	3	0	1	1	0	0	6	1	2
Hanewich, Brett p	0	0	0	0	0	0	2	0	
Castellanos, Chris p	0	0	0	0	0	0	0	0	
Brakeman, Marcus p	0	0	0	0	0	0	0	0	
Totals	29	1	4	1	3	1	24	11	6

Score by Innings	1	2	3	4	5	6	7	8	9	R	H	E
Stanford	0	1	0	0	0	0	0	0	0	1	4	1
Oregon State	1	1	0	0	1	1	0	0	X	4	7	1

E - Hoffpauir, Z(2); Keyes, K.(6). DP - Stanford 1: OSU 1. LOB - Stanford 6: OSU 8. 2B - Davis, D.(9); Howard, M.(3); Hamilton, C.(3); Ice, L.(2). HR - Conforto, M.(2). HBP - Conforto, M.. SH - Doran, BM(9); Edman, T(2); Peterson, A.(9); Morrison, T.(5). SB - Ice, L.(3).

Stanford	ip	h	r	er	bb	so	ab	bf	np
Hanewich, Brett	5.1	5	4	4	3	5	19	25	90
Castellanos, Chris	1.0	1	0	0	1	1	4	5	18
Brakeman, Marcus	1.2	1	0	0	1	1	5	6	25

Win - Wetzler, B. (6-0). Loss - Hanewich, B (1-2). Save - None.
HBP - by Hanewich, B (Conforto, M.). Inherited runners/scored: Castellanos 1/0; Brakeman, M 1/0. Pitches/strikes: Hanewich, B 90/52; Castellanos 18/10; Brakeman, M 25/15; Wetzler, B. 117/76.

Umpires - HP: Scott Higgins 1B: Shawn Rakos 3B: Adam Dowdy
Start: 5:07pm Time: 2:10 Attendance: 2965
Weather: 56 Degrees, Mostly Cloudy

2014 Oregon State Baseball
Stanford at #6 Oregon State
Apr 05, 2014 at Corvallis, Ore. (Goss Stadium)

Stanford 0 (10-13,3-5 Pac-12)

Oregon State 1 (24-6,8-3 Pac-12)

Player	ab	r	h	rbi	bb	so	po	a	lob
Diekroeger, Danny 1b	6	0	1	0	0	2	11	2	0
Doran, Brett Michael 2b	4	0	2	0	1	0	0	2	0
Blandino, Alex 3b	3	0	1	0	3	1	2	0	
Slater, Austin cf	6	0	1	0	0	1	5	0	3
Dunlap, Alex lf	6	0	1	0	0	1	5	0	4
Hanewich, Brett dh	0	0	0	0	0	0	0	0	
Jose, Dominic ph/dh	3	0	0	0	0	1	0	0	0
Barr, Austin ph/dh	3	0	0	0	0	0	0	0	
Hoffpauir, Zach rf	5	0	2	0	1	1	1	0	0
Taylor, Wayne c	4	0	1	0	0	0	9	0	0
Jackson, Drew ss	3	0	0	0	0	2	0	4	
Whiting, Brant ph	1	0	0	0	0	0	0	2	
Edman, Tommy ss	1	0	0	0	0	0	2	0	
Quantrill, Cal p	0	0	0	0	0	0	1	1	0
Vanegas, AJ p	0	0	0	0	0	0	1	0	0
Totals	45	0	9	0	5	9	36	13	13

Score by Innings	1	2	3	4	5	6	7	8	9	10	11	12	13	R	H	E
Stanford	0	0	0	0	0	0	0	0	0	0	0	0	0	0	0	0
Oregon State	0	0	0	0	0	0	0	0	0	0	0	1	1	6	1	

Note: None out, 2 runners LOB when the game ended.

E - Peterson, A.(5). DP - OSU 3. LOB - Stanford 13: OSU 9. 2B - Doran, BM(3); Dunlap, A(3). HBP - Taylor, W. SH - Doran, BM(10); Ice, L.(6). SB - Taylor, W(1).

Stanford	ip	h	r	er	bb	so	ab	bf	np
Quantrill, Cal	8.0	3	0	0	2	6	27	29	112
Vanegas, AJ	4.0	3	1	1	1	3	15	17	63

Oregon State	ip	h	r	er	bb	so	ab	bf	np
Moore, Andrew	7.0	8	0	0	4	7	26	31	123
Reser, Zack	0.2	1	0	0	0	0	3	4	12
Jackson, Brandon	0.1	0	0	0	0	0	1	1	4
Shelton, Trent	0.1	0	0	0	1	0	1	2	7
Schultz, Scott	4.2	0	0	0	0	2	14	14	43

Win - Schultz, S. (4-2). Loss - Vanegas, AJ (0-1). Save - None.
HBP - by Reser, Z. (Taylor, W). PB - Taylor, W(4). Inherited runners/scored: Jackson, B. 2/0; Schultz, S. 1/0.
Pitches/strikes: Quantrill, C 112/72; Vanegas, AJ 63/41; Moore, A. 123/76; Reser, Z. 12/9; Jackson, B. 4/3; Shelton, T. 7/2; Schultz, S. 43/35.

Umpires - HP: Shawn Rakos 1B: Adam Dowdy 3B: Scott Higgins
Start: 1:36pm Time: 3:34 Attendance: 2758
Weather: 53 Degrees, Cloudy

2014 Oregon State Baseball
Stanford at #6 Oregon State
Apr 06, 2014 at Corvallis, Ore. (Goss Stadium)

Stanford 1 (10-14,3-6 Pac-12)

Oregon State 2 (25-6,9-3 Pac-12)

Player	ab	r	h	rbi	bb	so	po	a	lob
Blandino, Alex 3b	4	0	1	0	0	1	1	3	0
Doran, Brett Michael 2b	4	0	2	1	0	1	0	1	0
Diekroeger, Danny 1b	4	0	0	0	2	14	1	4	
Slater, Austin cf	4	0	2	0	0	1	0	0	
Dunlap, Alex lf	4	0	1	0	0	2	0	0	
Hoffpauir, Zach rf	4	0	2	0	0	0	1	0	
Quantrill, Cal dh	0	0	0	0	0	0	0	0	
Barr, Austin ph/dh	3	0	1	0	0	0	0	0	
Jose, Dominic ph	1	0	0	0	0	0	0	0	
Jackson, Drew ss	3	0	0	0	0	1	2	4	
Whiting, Brant ph	1	0	0	0	0	0	0	0	
Taylor, Wayne c	3	1	1	0	0	1	3	1	0
Viall, Chris p	0	0	0	0	0	0	0	0	
Hochstatter, John p	0	0	0	0	0	0	2	0	
Totals	35	1	10	1	0	6	24	12	8

Score by Innings	1	2	3	4	5	6	7	8	9	R	H	E
Stanford	0	0	1	0	0	0	0	0	0	1	10	0
Oregon State	2	0	0	0	0	0	0	0	X	2	6	0

DP - OSU 1. LOB - Stanford 8: OSU 8. HBP - Taylor, W. SH - Peterson, A.(10). SB - Hamilton, C. 2(3); Morrison, T.(4). CS - Conforto, M.(4).

Stanford	ip	h	r	er	bb	so	ab	bf	np
Viall, Chris	1.1	3	2	2	2	0	7	9	39
Hochstatter, John	6.2	3	0	0	3	4	21	25	107

Oregon State	ip	h	r	er	bb	so	ab	bf	np
Fry, Jacob	7.0	10	1	1	0	6	29	30	110
Reser, Zack	1.0	0	0	0	0	0	3	3	7
Schultz, Scott	1.0	0	0	0	0	0	3	3	7

Win - Fry, J. (6-1). Loss - Viall, C (1-3). Save - Schultz, S. (2).
HBP - by Fry, J. (Taylor, W). Inherited runners/scored: Hochstatter 2/0. Pitches/strikes: Viall, C 39/23; Hochstatter 107/66; Fry, J. 110/74; Reser, Z. 7/4; Schultz, S. 7/6.

Umpires - HP: Adam Dowdy 1B: Scott Higgins 3B: Shawn Rakos
Start: 1:07pm Time: 2:43 Attendance: 2836
Weather: 57 Degrees, Cloudy

2014 Oregon State Baseball
#6 Oregon State at Washington State
Apr 11, 2014 at Pullman, Wash. (Bailey-Brayton Field)

Oregon State 1 (25-7,9-4 Pac-12)

Washington State 4 (16-14,7-3 Pac-12)

Player	ab	r	h	rbi	bb	so	po	a	lob
Rull, Nick cf	2	0	0	0	0	0	0	0	3
Hendrix, Jeff cf	2	0	0	0	1	2	0	0	
Peterson, Andy 2b	3	0	0	0	0	0	2	0	
Casper, Jerad ph/1b	1	0	0	0	0	1	0	0	
Conforto, Michael lf	3	0	0	0	1	1	0	0	
Davis, Dylan rf	4	0	0	0	0	0	2	0	
Keyes, Kevin 1b/3b	3	0	0	0	1	0	13	0	1
Clark, Gabe dh	4	1	2	0	0	0	0	1	
Ice, Logan c	3	0	1	0	1	1	4	0	0
Hamilton, Caleb 3b/2b	4	0	1	1	0	0	2	2	
Morrison, Trevor ss	2	0	0	0	1	1	2	4	
Wetzler, Ben p	0	0	0	0	0	0	0	3	0
Thompson, Jake p	0	0	0	0	0	0	0	1	0
Shelton, Trent p	0	0	0	0	0	0	0	0	0
Flemer, Kevin p	0	0	0	0	0	0	0	0	0
Jackson, Brandon p	0	0	0	0	0	0	0	1	0
Totals	31	1	4	1	4	4	24	13	7

Score by Innings	1	2	3	4	5	6	7	8	9	R	H	E
Oregon State	0	1	0	0	0	0	0	0	0	1	4	2
Washington State	1	0	3	0	0	0	0	0	X	4	7	0

E - Hendrix, J.(1); Peterson, A.(6). DP - OSU 1. LOB - OSU 7: WSU 13. 2B - Ice, L.(3); Stemp, T(7); Tam Sing, T.(4). HBP - Rosen, Y. SH - Slaybaugh, C 2(4); Jones, PJ(1). SB - Jones, PJ(4); Monda, M(3); Sagdal, I(4).

Oregon State	ip	h	r	er	bb	so	ab	bf	np
Wetzler, Ben	5.1	6	4	2	6	3	19	29	111
Thompson, Jake	0.2	0	0	0	2	0	1	3	14
Shelton, Trent	0.1	0	0	0	1	0	1	2	7
Flemer, Kevin	0.0	0	0	0	1	0	0	1	4
Jackson, Brandon	1.2	1	0	0	0	1	6	6	19

Washington State	ip	h	r	er	bb	so	ab	bf	np
Pistorese, Joe	9.0	4	1	1	4	4	31	35	123

Win - Pistorese, J (3-1). Loss - Wetzler, B. (6-1). Save - None.
WP - Thompson, J.(6); Flemer, K.(2). HBP - by Wetzler, B. (Rosen, Y). Inherited runners/scored: Thompson, J. 1/0; Flemer, K. 1/0; Jackson, B. 2/0. Pitches/strikes: Wetzler, B. 111/59; Thompson, J. 14/4; Shelton, T. 7/2; Flemer, K. 4/0; Jackson, B. 19/12; Pistorese, J 123/73.

Umpires - HP: Jake Uhlenhopp 1B: Jason Venzon 3B: Kenneth Durham
Start: 6:02pm Time: 2:40 Attendance: 1621
Weather: 60 Degrees, Mostly Sunny
Flemer, K. faced 1 batter in the 7th.



2014 OREGON STATE SEASON IN REVIEW

Box Scores

TWITTER.COM/BEAVER_BASEBALL
INSTAGRAM.COM/BEAVERBASEBALL
FACEBOOK.COM/OREGONSTATEBASEBALL

2014 Oregon State Baseball #6 Oregon State at Washington State Apr 12, 2014 at Pullman, Wash. (Bailey-Brayton Field)

Oregon State 12 (26-7,10-4 Pac-12)

Player	ab	r	h	rbi	bb	so	po	a	lob
Hendrix, Jeff cf	6	1	1	0	0	2	0	4	
Peterson, Andy 2b	6	1	1	0	0	1	5	1	
Conforto, Michael lf	4	4	3	0	1	0	3	0	0
Davis, Dylan rf	5	2	2	3	1	0	3	0	0
Clark, Gabe dh	5	2	4	4	0	1	0	0	1
Keyes, Kevin 1b	3	0	2	3	1	1	13	0	0
Hamilton, Caleb 3b	4	0	2	1	0	1	1	3	3
Ice, Logan c	2	1	1	0	3	0	3	0	1
Morrison, Trevor ss	4	1	0	1	0	1	1	2	0
Moore, Andrew p	0	0	0	0	0	0	0	1	0
Reser, Zack p	0	0	0	0	0	0	3	0	0
Totals	39	12	16	12	6	5	27	14	11

Washington State 5 (16-15,7-4 Pac-12)

Player	ab	r	h	rbi	bb	so	po	a	lob
Slaybaugh, Collin rf/cf	4	0	0	1	0	0	1	0	0
Stemp, Trek cf	4	0	1	0	0	0	1	0	0
Frost, Cameron cf/lf	1	0	0	0	0	1	1	0	0
Rosen, Yale lf	3	0	0	0	1	0	1	0	3
Elliott, Cooper ph/rf	1	0	0	0	0	0	1	0	0
Tanielu, Nick 3b	4	1	4	2	0	0	2	3	0
McGrath, Patrick 3b	1	0	1	0	0	0	0	0	0
Roberts, Ben dh	4	1	1	1	0	0	0	0	4
Jones, P.J. c	3	1	3	0	0	0	5	0	0
Van Horn, Stefan c	1	0	0	0	0	1	1	0	0
Sagdal, Ian 2b	4	0	1	0	0	1	2	4	1
Mendenhall, Matt 1b	4	1	1	1	0	0	9	0	2
Tam Sing, Trace ss	2	1	0	0	2	0	2	4	2
Stratman, Luke ss	0	0	0	0	0	0	1	0	0
Chleborad, Tanner p	0	0	0	0	0	0	0	0	0
Bruner, Layne p	0	0	0	0	0	0	0	0	0
Simon, Scott p	0	0	0	0	0	0	0	0	0
Hartnett, Sean p	0	0	0	0	0	0	0	1	0
Schroeder, Jacob p	0	0	0	0	0	0	0	0	0
Totals	36	5	12	5	3	3	27	13	12

Score by Innings	1	2	3	4	5	6	7	8	9	R	H	E
Oregon State	0	1	3	0	2	2	4	0	0	12	16	1
Washington State	0	2	0	1	0	2	0	0	0	5	12	1

E - Hamilton, C.(3): Tam Sing, T(10). DP - OSU 1: WSU 2. LOB - OSU 11: WSU 12. 2B - Davis, D.(10): Clark, G. 2(6): Tanielu, N(9). HBP - Conforto, M.: Hamilton, C.: Morrison, T.: Roberts, B. Jones, P.J. SH - Slaybaugh, C(5): Sagdal, I(2): Mendenhall, M(6). SF - Clark, G(3): Keyes, K.(1). SB - Hamilton, C.(4). CS - Keyes, K.(1).

Oregon State	ip	h	r	er	bb	so	ab	bf	np
Moore, Andrew	5.2	11	5	5	3	0	25	31	89
Reser, Zack	3.1	1	0	0	0	3	11	13	50

Washington State	ip	h	r	er	bb	so	ab	bf	np
Chleborad, Tanner	4.1	8	6	6	2	3	20	23	79
Bruner, Layne	0.1	0	0	0	0	1	0	0	4
Simon, Scott	1.2	3	4	2	1	1	8	10	39
Hartnett, Sean	0.2	3	2	2	1	0	4	5	17
Schroeder, Jacob	2.0	2	0	0	1	1	7	8	36

Win - Moore, A. (3-2). Loss - Chleborad, T (2-3). Save - Reser, Z. (1).

WP - Reser, Z.(2). HBP - by Chleborad, T (Conforto, M.): by Bruner, L (Hamilton, C.): by Bruner, L (Morrison, T.): by Reser, Z. (Jones, PJ): by Reser, Z. (Roberts, B). Inherited runners/scored: Reser, Z. 2/0: Bruner, L 2/2: Simon, S 3/0: Hartnett, S 2/2: Pitches/strikes: Moore, A. 89/52: Reser, Z. 50/35: Chleborad, T 79/50: Bruner, L 13/4: Simon, S 39/26: Hartnett, S 17/10: Schroeder, J 36/23.

Umpires - HP: Jason Venzon 1B: Kenneth Durham 3B: Jake Uhlenhopp
Start: 2:00pm Time: 3:22 Attendance: 3362
Weather: 60 Degrees, Sunny

2014 Oregon State Baseball #6 Oregon State at Washington State Apr 13, 2014 at Pullman, Wash. (Bailey-Brayton Field)

Oregon State 8 (27-7,11-4 Pac-12)

Player	ab	r	h	rbi	bb	so	po	a	lob
Hendrix, Jeff cf	4	2	2	2	0	0	5	0	0
Peterson, Andy 2b	4	1	2	1	0	0	0	4	1
Conforto, Michael lf	5	2	3	3	0	0	0	1	0
Davis, Dylan rf	4	0	2	2	0	0	0	0	0
Clark, Gabe dh	3	0	0	0	1	1	0	0	1
Keyes, Kevin 1b	1	0	0	0	0	0	5	1	0
Casper, Jerad 1b	3	0	0	0	1	6	1	1	1
Hamilton, Caleb 3b	4	0	0	0	2	1	1	0	0
Ice, Logan c	4	1	1	0	0	1	7	1	0
Morrison, Trevor ss	3	2	1	0	1	2	2	3	0
Fry, Jace p	0	0	0	0	0	0	2	0	0
Schultz, Scott p	0	0	0	0	0	0	1	0	0
Totals	35	8	11	8	2	7	27	13	4

Washington State 1 (16-16,7-5 Pac-12)

Player	ab	r	h	rbi	bb	so	po	a	lob
Stemp, Trek cf	4	0	0	0	0	0	4	0	3
Frost, Cameron cf	1	0	0	0	0	1	0	0	1
Slaybaugh, Collin rf	3	0	0	0	0	1	0	1	0
Roberts, Ben lf	0	0	0	0	0	0	0	0	0
Tanielu, Nick 3b	4	1	2	0	0	1	2	1	0
Rosen, Yale lf/rf	3	0	0	0	1	2	1	0	1
Jones, P.J. c	4	0	0	1	0	1	5	2	3
Van Horn, Stefan c	0	0	0	0	0	0	1	0	0
Chleborad, Tanner dh	0	0	0	0	0	0	0	0	0
Monda, Michael ph/dh	3	0	0	0	0	1	0	0	0
McGrath, Patrick 1b	2	0	0	0	1	0	7	0	0
Mendenhall, Matt 1b	1	0	1	0	0	0	4	0	0
Stratman, Luke 2b/ss	1	0	0	0	3	0	2	4	0
Tam Sing, Trace ss	3	0	1	0	0	1	0	3	0
Sagdal, Ian 2b	1	0	0	0	0	0	0	1	0
Monda, Jason p	0	0	0	0	0	0	0	0	0
Camus, Kellen p	0	0	0	0	0	0	0	0	0
Bower, Matt p	0	0	0	0	0	0	0	0	0
Trice, Sam p	0	0	0	0	0	0	0	0	0
Hamilton, Ian p	0	0	0	0	0	0	0	0	0
Totals	30	1	4	1	6	7	27	11	9

Score by Innings	1	2	3	4	5	6	7	8	9	R	H	E
Oregon State	2	0	0	0	2	0	4	0	0	8	11	1
Washington State	0	0	0	0	0	0	1	0	0	1	4	1

E - Casper, J.(3): Tam Sing, T(11). DP - OSU 1: WSU 2. LOB - OSU 4: WSU 9. 2B - Hendrix, J.(4): Tanielu, N(10): Mendenhall, M(2): 3B - Tanielu, N(1). HBP - Hendrix, J.: Monda, M. SH - Peterson, A.(11). SB - Peterson, A.(4): McGrath, P(1). CS - Davis, D.(3): McGrath, P(1).

Oregon State	ip	h	r	er	bb	so	ab	bf	np
Fry, Jace	8.0	3	1	1	5	6	27	33	116
Schultz, Scott	1.0	1	0	0	1	1	3	4	13

Washington State	ip	h	r	er	bb	so	ab	bf	np
Monda, Jason	5.0	7	4	4	4	0	20	21	72
Camus, Kellen	1.2	1	3	3	2	1	5	8	30
Bower, Matt	0.0	2	1	1	0	0	2	2	5
Trice, Sam	1.1	0	0	0	0	3	4	4	20
Hamilton, Ian	1.0	1	0	0	0	1	4	4	11

Win - Fry, J. (7-1). Loss - Monda, J (1-3). Save - None.

WP - Monda, J(5): Camus, K(4): Bower, M(4): Trice, S(4). HBP - by Fry, J. (Monda, M): by Camus, K (Hendrix, J.). Inherited runners/scored: Camus, K 1/0: Bower, M 2/2: Trice, S 1/0. Pitches/strikes: Fry, J. 116/64: Schultz, S. 13/7: Monda, J 72/46: Camus, K 30/13: Bower, M 5/2: Trice, S 20/12: Hamilton, I 11/7.

Umpires - HP: Kenneth Durham 1B: Jake Uhlenhopp 3B: Jason Venzon
Start: 12:02pm Time: 2:34 Attendance: 1234
Weather: 50 Degrees, Sunny
Monda, J faced 1 batter in the 6th.
Bower, M faced 2 batters in the 7th.

2014 Oregon State Baseball #5 Oregon State vs Sacramento State Apr 21, 2014 at West Sacramento, CA (Raley Field)

Oregon State 6 (27-8)

Player	ab	r	h	rbi	bb	so	po	a	lob
Howard, Michael dh	4	1	1	1	1	0	0	0	0
Peterson, Andy 2b	4	1	0	1	0	2	2	0	0
Conforto, Michael lf	4	2	4	3	1	0	1	0	0
Davis, Dylan rf	5	0	0	0	0	3	2	0	1
Hendrix, Jeff cf	3	0	1	1	0	2	0	0	0
Clark, Gabe 1b	4	0	0	0	0	1	4	0	1
Casper, Jerad 1b	1	0	0	0	0	2	0	1	0
Ice, Logan c	3	0	1	0	1	0	8	2	0
Hamilton, Caleb 3b	3	1	1	0	1	1	0	1	4
Morrison, Trevor ss	2	1	1	0	2	0	3	1	2
Fry, Jace p	0	0	0	0	0	0	3	0	0
Belding, Philip p	0	0	0	0	0	0	0	0	0
Schultz, Scott p	0	0	0	0	0	0	0	0	0
Moore, Andrew p	0	0	0	0	0	0	0	0	0
Wetzler, Ben p	0	0	0	0	0	0	0	0	0
Totals	33	6	9	6	7	6	24	9	9

Sacramento State 7 (25-15)

Player	ab	r	h	rbi	bb	so	po	a	lob
Moses, Nathan rf	5	1	2	1	0	0	6	0	1
Lukes, Kyle lf	5	0	3	1	0	1	2	0	2
Hoskins, Rhys 1b	3	1	1	0	2	0	5	0	0
Grande, David Del cf	4	0	1	0	0	2	3	0	5
Soto, Will 3b	5	1	2	0	0	0	0	2	1
Burcham, Scotty ss	5	1	3	1	0	2	3	2	2
Lewis, Chris dh	3	0	1	0	0	2	0	0	0
Cederquist, Clay ph	1	0	0	0	0	0	0	0	0
Locke, Ryan ph	0	0	0	0	1	0	0	0	0
Fujinaka, Dane c	2	3	1	1	3	0	6	1	2
Hunley, Brandon 2b	4	0	3	0	0	1	2	3	0
Dillon, Justin p	0	0	0	0	0	0	0	0	0
Greenwood, Hunter p	0	0	0	0	0	0	0	0	0
Leitao, Brennan p	0	0	0	0	0	0	0	2	0
Palsha, Alex p	0	0	0	0	0	0	0	0	0
McLoughlin, Sutter p	0	0	0	0	0	0	0	0	0
Totals	37	7	16	5	6	8	27	10	13

Score by Innings	1	2	3	4	5	6	7	8	9	R	H	E
Oregon State	2	4	0	0	0	0	0	0	0	6	9	1
Sacramento State	1	0	0	2	0	1	2	1	X	7	16	2

E - Schultz, S.(2): Burcham, S.(6): Fujinaka, D.(4). DP - OSU 3: Sac State 1. LOB - OSU 9: Sac State 13. 2B - Morrison, T.(3): HR - Conforto, M.(3). HBP - Hendrix, J.: SF - Peterson, A.(2): Del Grande(3). SB - Peterson, A.(5): Conforto, M.(2): Moses, K.(9): CS - Hendrix, J.(1).

Oregon State	ip	h	r	er	bb	so	ab	bf	np
Fry, Jace	4.0	9	3	3	2	4	19	22	77
Belding, Philip	1.1	1	1	0	1	2	5	6	26
Schultz, Scott	1.1	4	2	2	1	0	8	9	43
Moore, Andrew	0.2	2	1	1	1	2	4	5	20
Wetzler, Ben	0.2	0	0	0	1	0	1	2	9

Sacramento State	ip	h	r	er	bb	so	ab	bf	np
Dillon, Justin	2.0	4	6	6	3	2	9	13	58
Greenwood, Hunter	2.0	3	0	0	0	1	9	9	36
Leitao, Brennan	2.0	1	0	0	1	0	6	7	28
Palsha, Alex	1.0	0	0	0	3	1	3	7	3



2014 Oregon State Baseball
 #19 Oregon at #5 Oregon State
 Apr 25, 2014 at Corvallis, Ore. (Goss Stadium)

Oregon 1 (31-11,10-6 Pac-12)

Player	ab	r	h	rbi	bb	so	po	a	lob
Payne, Aaron 2b	5	0	0	0	1	3	1	3	
Balta, A.J. 1b	4	0	0	0	2	5	0	1	
Baumgartner, Tyler rf	4	0	0	0	1	4	0	1	
Tolman, Mitchell 3b	3	0	1	0	0	1	2	0	
Garlick, Kyle dh	4	1	2	0	0	0	0	0	
Catalano, Nick cf	3	0	1	0	1	1	0	1	
Chase, Shaun c	4	0	0	0	1	8	1	1	
Grebeck, Austin lf	3	0	1	0	1	0	3	0	
Karaviotis, Mark ss	0	0	0	0	0	0	1	0	
Bryant, J.B. ph	1	0	0	1	0	0	0	0	
Thorpe, Tommy p	0	0	0	0	0	0	1	0	
Hunter, Darrell p	0	0	0	0	0	0	0	0	
Spencer, Jordan p	0	0	0	0	0	0	0	0	
Totals	31	1	5	1	2	7	24	6	9

Score by Innings	1	2	3	4	5	6	7	8	9	R	H	E
Oregon	0	0	0	0	0	0	0	0	1	1	5	0
Oregon State	1	0	0	0	1	1	0	0	X	3	7	1

E - Davis, D.(1). LOB - Oregon 9: OSU 10. 2B - Catalano, N(3); Grebeck, A(6); Conforto, M. 2(10). HR - Hamilton, C.(1). HBP - Tolman, M: Karaviotis 2; Conforto, M.. SH - Karaviotis(10); Peterson, A.(12). SF - Davis, D.(4).

Oregon	ip	h	r	er	bb	so	ab	bf	np
Thorpe, Tommy	6.0	7	3	4	6	23	30	114	
Hunter, Darrell	1.1	0	0	0	1	2	4	5	21
Spencer, Jordan	0.2	0	0	0	0	1	2	2	10

Oregon State	ip	h	r	er	bb	so	ab	bf	np
Wetzler, Ben	8.1	5	1	1	1	7	29	34	125
Reser, Zack	0.0	0	0	0	1	0	0	1	6
Schultz, Scott	0.2	0	0	0	0	0	2	2	7

Win - Wetzler, B. (7-1). Loss - Thorpe, T. (6-4). Save - Schultz, S. (3).
 WP - Thorpe, T. 2(4). HBP - by Thorpe, T. (Conforto, M.); by Wetzler, B. (Karaviotis); by Wetzler, B. (Tolman, M); by Wetzler, B. (Karaviotis). PB - Chase, S(4). Inherited runners/scored: Reser, Z. 2/0; Schultz, S. 3/1.
 Pitches/strikes: Thorpe, T. 114/66; Hunter, D. 21/11; Spencer, J. 10/7; Wetzler, B. 125/76; Reser, Z. 6/2; Schultz, S. 7/4.

Umpires - HP: Patrick Riley 1B: Billy Speck 3B: Greg Charles
 Start: 7:13pm Time: 2:53 Attendance: 3121
 Weather: 56 Degrees, Partly Cloudy
 Reser, Z. faced 1 batter in the 9th.

2014 Oregon State Baseball
 #19 Oregon at #5 Oregon State
 Apr 26, 2014 at Corvallis, Ore. (Goss Stadium)

Oregon 2 (31-12,10-7 Pac-12)

Player	ab	r	h	rbi	bb	so	po	a	lob
Payne, Aaron 2b	4	0	1	0	0	1	1	2	0
Balta, A.J. 1b	3	0	0	0	0	7	0	4	
Catalano, Nick cf	0	0	0	0	0	0	0	0	
Bryant, J.B. ph	0	0	0	1	0	0	0	0	
Baumgartner, Tyler rf	5	0	0	0	2	2	0	4	
Tolman, Mitchell 3b/1b	3	0	0	0	0	3	1	1	
Garlick, Kyle lf	3	1	1	0	0	0	1	0	
Minjares, Kevin 3b	0	0	0	0	0	0	0	0	
Packard, Steven dh	3	1	1	0	0	0	0	0	
Grebeck, Austin cf/lf	2	0	0	0	2	0	3	0	
Chase, Shaun c	3	0	1	1	2	7	0	0	
Karaviotis, Mark ss	2	0	0	0	1	0	1	3	
Gold, Jeff p	0	0	0	0	0	0	2	0	
Cleavinger, Garrett p	0	0	0	0	0	0	1	0	
Totals	28	2	4	2	5	8	24	7	10

Score by Innings	1	2	3	4	5	6	7	8	9	R	H	E
Oregon	0	1	0	0	0	0	0	0	1	2	4	1
Oregon State	0	0	0	0	0	0	0	4	X	4	7	1

E - Karaviotis(5); Hendrix, J.(2). DP - Oregon 1. LOB - Oregon 10: OSU 7. 2B - Davis, D.(11). HBP - Payne, A; Tolman, M: Karaviotis. SH - Balta, A.J(4); Garlick, K(4); Packard, S(1); Howard, M.(3).

Oregon	ip	h	r	er	bb	so	ab	bf	np
Gold, Jeff	7.0	4	0	0	2	5	24	27	94
Cleavinger, Garrett	1.0	3	4	4	2	2	6	8	28

Oregon State	ip	h	r	er	bb	so	ab	bf	np
Moore, Andrew	8.0	4	2	2	3	7	26	33	121
Reser, Zack	0.0	0	0	0	1	0	0	1	6
Schultz, Scott	1.0	0	0	0	1	1	3	5	20

Win - Moore, A. (4-3). Loss - Cleavinger (2-1). Save - Schultz, S. (4).
 HBP - by Moore, A. (Karaviotis); by Moore, A. (Tolman, M); by Schultz, S. (Payne, A). Inherited runners/scored: Reser, Z. 1/0; Schultz, S. 2/1. Pitches/strikes: Gold, J. 94/60; Cleavinger 28/15; Moore, A. 121/81; Reser, Z. 6/2; Schultz, S. 20/13.

Umpires - HP: Billy Speck 1B: Greg Charles 3B: Patrick Riley
 Start: 7:35pm Time: 2:59 Attendance: 3307
 Weather: 50 Degrees, Cloudy
 Moore, A. faced 1 batter in the 9th.
 Reser, Z. faced 1 batter in the 9th.

2014 Oregon State Baseball
 #19 Oregon at #5 Oregon State
 Apr 27, 2014 at Corvallis, Ore. (Goss Stadium)

Oregon 1 (31-13,10-8 Pac-12)

Player	ab	r	h	rbi	bb	so	po	a	lob
Payne, Aaron 2b	2	1	0	0	1	1	4	5	0
Grebeck, Austin lf	4	0	1	0	0	2	3	0	
Baumgartner, Tyler rf	4	0	0	0	0	2	0	0	
Tolman, Mitchell 3b	4	0	0	0	0	2	3	4	
Garlick, Kyle dh	3	0	0	0	1	1	0	0	
Catalano, Nick cf	2	0	0	0	1	0	2	0	
Packard, Steven ph	1	0	0	0	0	0	0	0	
Balta, A.J. 1b	3	0	0	0	0	2	10	0	
Kruger, Jack c	3	0	0	0	0	2	1	3	
Graham, Josh ph	1	0	0	0	0	0	0	0	
Karaviotis, Mark ss	3	0	0	0	0	1	1	2	
Paddon, Trent p	0	0	0	0	0	0	0	1	
Nogosek, Stephen p	0	0	0	0	0	0	0	0	
Spencer, Jordan p	0	0	0	0	0	0	0	0	
Tessar, Brando p	0	0	0	0	0	0	0	0	
Clayton, Porter p	0	0	0	0	0	0	0	0	
Reed, Jake p	0	0	0	0	0	0	0	0	
Totals	30	1	1	0	3	11	24	12	7

Score by Innings	1	2	3	4	5	6	7	8	9	R	H	E
Oregon	0	0	0	0	1	0	0	0	0	1	1	1
Oregon State	1	3	1	0	0	2	0	0	X	7	8	2

E - Spencer, J.(3); King, B.(1); Fry, J.(1). DP - Oregon 1. LOB - Oregon 7: OSU 10. 3B - Hendrix, J.(2). HR - Conforto, M.(4). HBP - Payne, A; Balta, A.J; Hendrix, J.; Peterson, A.; Conforto, M.. SH - Hamilton, C.(4). SF - Ice, L.(3). SB - Catalano, N(5); Hamilton, C.(5). CS - Hamilton, C.(1).

Oregon	ip	h	r	er	bb	so	ab	bf	np
Paddon, Trent	1.2	2	4	4	2	0	7	12	39
Nogosek, Stephen	1.0	1	1	1	2	0	3	6	29
Spencer, Jordan	3.0	4	2	2	2	0	12	15	66
Tessar, Brando	1.1	1	0	0	0	2	5	5	17
Clayton, Porter	0.0	0	0	0	1	0	0	1	4
Reed, Jake	1.0	0	0	0	0	0	2	2	8

Oregon State	ip	h	r	er	bb	so	ab	bf	np
Fry, Jake	8.0	1	1	0	3	11	27	32	120
Jackson, Brandon	1.0	0	0	0	0	0	3	3	10

Win - Fry, J. (8-1). Loss - Paddon, T. (1-3). Save - None.
 WP - Fry, J.(5). HBP - by Paddon, T. (Peterson, A.); by Paddon, T. (Conforto, M.); by Spencer, J. (Hendrix, J.); by Fry, J. (Balta, A.J.); by Fry, J. (Payne, A). BK - Fry, J.(1). Inherited runners/scored: Nogosek, S. 3/0; Spencer, J. 2/0; Tessar, B. 3/0; Reed, J. 1/0. Pitches/strikes: Paddon, T. 39/20; Nogosek, S. 29/16; Spencer, J. 66/36; Tessar, B. 17/12; Clayton, P. 4/0; Reed, J. 8/7; Fry, J. 120/79; Jackson, B. 10/7.

Umpires - HP: Greg Charles 1B: Patrick Riley 3B: Billy Speck
 Start: 1:03pm Time: 2:54 Attendance: 3122
 Weather: 56 Degrees, Mostly Sunny
 Clayton, P. faced 1 batter in the 8th.

2014 Oregon State Baseball
 #2 Oregon State at California
 May 02, 2014 at Berkeley, Calif. (Evans Diamond)

Oregon State 10 (32-8,15-4 Pac-12)

Player	ab	r	h	rbi	bb	so	po	a	lob
Hendrix, Jeff cf	4	4	3	3	0	1	6	0	1
Peterson, Andy 2b	5	3	2	1	0	1	1	3	0
Conforto, Michael lf	3	1	1	2	1	0	2	0	0
Davis, Dylan rf	4	0	1	4	0	0	0	2	
Howard, Michael dh	5	0	3	0	0	0	0	2	
Clark, Gabe 1b	5	1	2	0	0	2	8	1	0
Ice, Logan c	3	0	0	0	0	2	5	1	0
Hamilton, Caleb 3b	5	0	0	0	0	2	0	1	4
Morrison, Trevor ss	4	1	0	0	1	1	5	2	0
Wetzler, Ben p	0	0	0	0	0	0	0	0	
Belding, Philip p	0	0	0	0	0	0	0	0	
Shelton, Trent p	0	0	0	0	0	0	0	0	
Jackson, Brandon p	0	0	0	0	0	0	0	0	
Totals	38	10	12	10	4	7	27	8	10

Score by Innings	1	2	3	4	5	6	7	8	9	R	H	E
Oregon State	2	0	1	0	0	0	3	1	3	10	12	2
California	0	0	0	0	0	0	1	0	3	4	7	4

Player	ab	r	h	rbi	bb	so	po	a	lob
Payne, Aaron lf	5	1	1	1	0	0	0	3	1
Rouevakamp, Mike ss	3	0	0	0	0	1	2	2	1
Dutto, Max ph/ss	2	0	1	2	0	0	0	1	0
Rodriguez, Devon 1b	4	0	1	0	1	1	5	0	0
Farney, Brenden dh	3	0	0	0	0	2	0	0	0
Paul, Chris ph	1	0	0	0	1	0	0	0	2
Erecek, Lucas 3b	3	0	0	0	1	1	2	1	2
Campbell, Derek rf	2	1	2	1	1	0	4	1	0
Bruno, Vince ph	1	0	0	0	0	0	0	0	0
Kranson, Mitchell c	2	0	0	0	0	0	6	1	3
Wark, Jacob ph	1	0	0	0	0	0	0	0	0
Kay, Jesse c	0	0	0	0	0	0	0	0	0
Halamandaris, Nick ph	1	0	0	0	0	0	0	0	0
Tenerowicz, Robbie 2b	3	0	0	0	0	1	0	3	0
Diede, Grant ph	0	1	0	0	0	0	0	0	0
Pearson, Devin cf	3	0	2	0	0	2	1	0	
Soteropoulos, John ph	0	1	0	0	1	0	0	0	
Jefferies, Daulton p	0	0	0	0	0	0	0	0	
Muse-Fisher, Chris p	0	0	0	0	0	0	0	0	
Talbot, Jordan p	0	0	0	0	0	0	0	0	
Totals	34	4	7	4	5	6	27	10	9

Score by Innings	1	2	3	4	5	6	7	8	9	R	H	E
Oregon State	2	0	1	0	0	0	3	1	3	10	12	2
California	0	0	0	0	0	0	1	0	3	4	7	4

E - Hamilton, C.(4); Wetzler, B.(2); Rouevakamp(5); Dutto(1); Erecek(3); Tenerowicz(4). DP - OSU 2: California 1.
 LOB - OSU 10: California 9. 2B - Conforto, M.(11); Davis, D.(12); Howard, M.(4); Clark, G.(7); Dutto(1); Campbell(9). 3B - Hendrix, J.(3); Peterson, A.(2). HR - Hendrix, J.(1); Campbell(6). HBP - Hendrix, J. 2; Peterson, A.; Conforto, M.; Diede, SF - Davis, D.(5). SB - Hendrix, J.(2); Peterson, A.(6); Conforto, M.(3); Morrison, T.(5); Pearson(7). CS - Rodriguez(1).

Oregon State	ip	h	r	er	bb	so	ab	bf	np
Wetzler, Ben	7.2	5	1	1	2	6	28	30	109
Belding, Philip	1.0	1	3	2	0	4	7	24	
Shelton, Trent	0.0	1	0	0	1	0	1	2	16



2014 OREGON STATE SEASON IN REVIEW

Box Scores

TWITTER.COM/BEAVER_BASEBALL
INSTAGRAM.COM/BEAVERBASEBALL
FACEBOOK.COM/OREGONSTATEBASEBALL

2014 Oregon State Baseball #2 Oregon State at California May 03, 2014 at Berkeley, Calif. (Evans Diamond)

Oregon State 9 (33-8,16-4 Pac-12)

Player	ab	r	h	rbi	bb	so	po	a	lob
Hendrix, Jeff cf	5	2	2	1	0	0	4	0	0
Peterson, Andy 2b	6	1	2	1	0	1	0	6	2
Conforto, Michael lf	4	1	0	0	1	3	2	0	0
Davis, Dylan rf	4	1	2	1	1	1	0	0	1
Howard, Michael dh	5	1	0	0	2	0	0	0	1
Clark, Gabe 1b	2	2	0	1	2	0	10	0	0
Esposito, Nate c	2	0	1	0	0	1	4	1	0
Ice, Logan ph/c	0	0	0	1	2	0	2	0	0
Hamilton, Caleb 3b	4	0	0	1	0	3	4	1	4
Morrison, Trevor ss	5	1	1	0	0	1	4	4	0
Moore, Andrew p	0	0	0	0	0	0	0	0	0
Reser, Zack p	0	0	0	0	0	0	0	0	0
Schultz, Scott p	0	0	0	0	0	0	0	0	0
Totals	37	9	8	6	6	12	30	12	8

California 3 (19-23,7-13 Pac-12)

Player	ab	r	h	rbi	bb	so	po	a	lob
Knapp, Aaron cf	5	1	1	0	0	1	1	0	0
Reuvekamp, Mike ss	1	0	0	0	0	0	0	0	0
Dutto, Max ss	1	0	0	0	1	0	0	0	0
Wark, Jacob ph	1	0	0	0	0	0	0	0	0
Pearson, Devin rf	1	0	0	1	0	0	1	0	0
Rodriguez, Devon 1b	5	0	2	1	0	1	11	0	1
Farney, Brenden dh	4	0	1	0	0	0	0	0	2
Erceg, Lucas 3b	4	0	1	0	0	0	1	2	0
Campbell, Derek rf/ss	4	0	1	0	0	1	2	0	0
Kranson, Mitchell c	2	0	1	0	0	0	6	2	1
Halamandaris, Nick ph	1	0	0	0	0	0	0	0	0
Kay, Jesse c	0	0	0	0	0	0	3	0	0
Paul, Chris ph	1	0	1	0	0	0	0	0	0
Soteropolos, John c	0	0	0	0	0	0	1	0	0
Tenerowicz, Robble 2b	4	1	1	0	0	0	1	5	2
Bruno, Vince lf	4	1	1	0	0	0	3	0	0
Porter, Kyle p	0	0	0	0	0	0	0	0	0
Martinez, Alex p	0	0	0	0	0	0	1	0	0
Nelson, Dylan p	0	0	0	0	0	0	0	0	0
Hildenberger, Trevor p	0	0	0	0	0	0	0	0	0
Buckley, Andrew p	0	0	0	0	0	0	0	0	0
Totals	38	3	10	2	1	3	30	10	6

Score by Innings	1	2	3	4	5	6	7	8	9	10	R	H	E
Oregon State	0	0	1	0	0	0	1	0	0	7	9	8	1
California	0	0	0	0	0	0	0	2	0	1	3	10	2

E - Morrison, T. (6); Rodriguez (3); Kranson (4). DP - OSU 2. LOB - OSU 8; California 6. 2B - Peterson, A. (7); Campbell (10); Kranson (9). 3B - Bruno (1). HBP - Clark, G.; Hamilton, C.. SH - Esposito, N. (1). SF - Hendrix, J. (1). SB - Peterson, A. (7). CS - Erceg (1).

Oregon State	ip	h	r	er	bb	so	ab	bf	np
Moore, Andrew	7.2	6	2	2	1	1	28	29	99
Reser, Zack	0.2	2	0	0	0	0	4	4	13
Schultz, Scott	1.2	2	1	1	0	2	6	6	25

California	ip	h	r	er	bb	so	ab	bf	np
Porter, Kyle	6.0	3	1	0	2	8	21	23	117
Martinez, Alex	1.0	0	1	1	1	0	2	4	14
Nelson, Dylan	1.0	0	0	0	0	2	3	3	18
Hildenberger, Trevor	1.0	5	7	5	2	1	9	12	43
Buckley, Andrew	1.0	0	0	0	1	1	2	5	19

Win - Schultz, S. (5-2). Loss - Hildenberger (3-3). Save - None.

WP - Reser, Z. (3); Martinez (3). HBP - by Hildenberger (Clark, G.); by Buckley (Hamilton, C.). Inherited runners/scored: Reser, Z. 2/2; Schultz, S. 1/0; Buckley 3/3. Pitches/strikes: Moore, A. 99/64; Reser, Z. 13/10; Schultz, S. 25/18; Porter 117/70; Martinez 14/5; Nelson 18/12; Hildenberger 43/24; Buckley 19/7.

Umpires - HP: Shawn Rakos 1B: Kelly Gonzales 3B: Danny Mascorro
Start: 6:06pm Time: 3:31 Attendance: 873
Weather: 59 Degrees, Clear

2014 Oregon State Baseball #2 Oregon State at California May 04, 2014 at Berkeley, Calif. (Evans Diamond)

Oregon State 5 (34-8,17-4 Pac-12)

Player	ab	r	h	rbi	bb	so	po	a	lob
Hendrix, Jeff cf	5	0	2	0	0	0	3	0	0
Peterson, Andy 2b	3	2	1	0	1	0	3	4	0
Conforto, Michael lf	3	2	3	1	0	1	0	1	0
Davis, Dylan rf	4	0	1	2	0	0	0	0	4
Howard, Michael dh	4	0	0	0	0	0	0	0	0
Clark, Gabe 1b	4	0	0	0	0	1	11	0	0
Ice, Logan c	4	0	0	0	0	1	6	0	0
Hamilton, Caleb 3b	3	0	0	0	1	0	1	2	0
Morrison, Trevor ss	4	1	0	0	0	2	2	4	1
Fry, Jacob p	0	0	0	0	0	0	2	0	0
Totals	34	5	7	5	3	4	27	12	5

California 0 (19-24,7-14 Pac-12)

Player	ab	r	h	rbi	bb	so	po	a	lob
Knapp, Aaron cf	3	0	0	0	0	2	2	0	0
Soteropolos, John ph	1	0	0	0	0	0	0	0	0
Pearson, Devin rf	3	0	0	0	1	0	2	0	0
Rodriguez, Devon 1b	4	0	0	0	0	2	12	0	1
Campbell, Derek ss	3	0	0	0	0	0	1	4	0
Erceg, Lucas 3b	2	0	0	0	0	0	1	4	0
Halamandaris, Nick dh	3	0	0	0	0	1	0	0	0
Bruno, Vince lf	3	0	1	0	0	0	3	0	1
Tenerowicz, Robble 2b	3	0	0	0	0	0	3	2	1
Kranson, Mitchell c	2	0	0	0	0	0	3	1	0
Paul, Chris ph	1	0	0	0	0	1	0	0	0
Mason, Ryan p	0	0	0	0	0	0	0	0	0
Schick, Alex p	0	0	0	0	0	0	0	0	0
Totals	28	0	1	0	1	6	27	11	3

Score by Innings	1	2	3	4	5	6	7	8	9	R	H	E
Oregon State	2	0	3	0	0	0	0	0	0	5	7	1
California	0	0	0	0	0	0	0	0	0	0	1	1

E - Peterson, A. (7); Campbell (8). DP - OSU 1; California 1. LOB - OSU 5; California 3. 2B - Conforto, M. (12). HR - Conforto, M. (5). HBP - Erceg. SB - Morrison, T. (6).

Oregon State	ip	h	r	er	bb	so	ab	bf	np
Fry, Jacob	9.0	1	0	0	1	6	28	30	98
California	ip	h	r	er	bb	so	ab	bf	np
Mason, Ryan	8.0	7	5	4	3	3	31	34	118
Schick, Alex	1.0	0	0	0	0	1	3	3	12

Win - Fry, J. (9-1). Loss - Mason (4-1). Save - None.

HBP - by Fry, J. (Erceg). BK - Mason (1). Inherited runners/scored: None. Pitches/strikes: Fry, J. 98/68; Mason 118/73; Schick 12/7.

Umpires - HP: Danny Mascorro 1B: Shawn Rakos 3B: Kelly Gonzales
Start: 1:05pm Time: 1:55 Attendance: 1303
Weather: 60 Degrees, Mostly Sunny

2014 Oregon State Baseball #2 Oregon State at Oregon May 06, 2014 at Eugene, Ore. (PK Park)

Oregon State 4 (35-8)

Player	ab	r	h	rbi	bb	so	po	a	lob
Hendrix, Jeff cf	5	1	2	3	0	1	4	0	1
Peterson, Andy 2b	7	0	2	1	0	0	3	6	6
Conforto, Michael lf	6	0	2	0	0	2	1	1	0
Davis, Dylan p/dh	4	0	1	0	1	1	0	0	0
Howard, Michael rf	3	0	1	0	2	1	4	0	0
Rulli, Nick ph/rf	1	0	0	0	0	0	0	0	2
Clark, Gabe 1b	1	0	0	0	1	1	3	0	2
James, Dan ph/1b	4	0	0	0	0	2	8	1	1
Ice, Logan c	5	1	1	0	1	1	10	1	2
Hamilton, Caleb 3b	4	1	2	0	1	1	1	0	0
Morrison, Trevor ss	5	1	2	0	1	3	2	4	1
Fox, Mak p	0	0	0	0	0	0	0	0	0
Engelbrekt, Max p	0	0	0	0	0	0	0	1	0
Thompson, Jake p	0	0	0	0	0	0	0	0	0
Reser, Zack p	0	0	0	0	0	0	0	0	0
Schultz, Scott p	0	0	0	0	0	0	2	0	0
Totals	45	4	13	4	7	13	36	16	16

Oregon 3 (34-14)

Player	ab	r	h	rbi	bb	so	po	a	lob
Payne, Aaron 2b	5	1	1	0	1	1	3	3	2
Baumgartner, Tyler rf	5	0	0	0	0	0	4	1	2
Tolman, Mitchell 3b	6	0	2	0	0	2	1	1	0
Garlick, Kyle lf	5	0	0	1	0	0	0	1	1
Balta, A.J. 1b	5	0	1	0	0	0	9	0	1
Chase, Shaun c	3	1	2	0	1	1	12	0	0
Santos, Desmond pr/ss	1	0	0	0	0	1	0	3	0
Packard, Steven dh	1	0	0	0	1	1	0	0	0
Graham, Josh ph/dh	2	0	1	0	0	0	0	0	0
Catalano, Nick pr/dh	1	0	0	0	1	0	0	0	0
Grebeck, Austin cf	1	1	0	0	4	0	4	0	0
Minjares, Kevin ss	3	0	2	0	0	1	0	4	2
Bryant, J.B. ph	1	0	0	0	0	0	0	0	2
Kruger, Jack c	1	0	0	0	0	0	3	0	0
Nogosek, Stephen p	0	0	0	0	0	0	0	0	0
Stiles, Cooper p	0	0	0	0	0	0	0	0	0
Hunter, Darrell p	0	0	0	0	0	0	0	0	0
Cleavinger, Garrett p	0	0	0	0	0	0	0	0	0
Reed, Jake p	0	0	0	0	0	0	0	0	0
Karraker, Jack p	0	0	0	0	0	0	0	0	0
Spencer, Jordan p	0	0	0	0	0	0	0	0	0
Totals	40	3	9	1	7	8	36	13	10

Score by Innings	1	2	3	4	5	6	7	8	9	10	11	12	R	H	E
Oregon State	1	0	0	2	0	0	0	0	0	0	1	4	13	3	
Oregon	0	1	1	0	0	0	0	0	0	0	0	3	9	1	

E - Hendrix, J. (3); Clark, G. (1); Fox, M. (1); Chase, S. (5). DP - OSU 1; Oregon 1. LOB - OSU 16; Oregon 10. 2B - Hendrix, J. 2(7); Conforto, M. 2(14); Howard, M. (5); Hamilton, C. (4); Chase, S. (6). HBP - Hendrix, J.; Davis, D.; Hamilton, C.. SH - Baumgartner (3). SF - Hendrix, J. (2); Garlick, K. (3). SB - Peterson, A. (8); Conforto, M. (4); Davis, D. (3); Howard, M. (1); Hamilton, C. (6). CS - Tolman, M. (2); Balta, A.J. (2).

Oregon State	ip	h	r	er	bb	so	ab	bf	np
Davis, Dylan	2.0	2	2	2	3	2	7	10	47
Fox, Mak	1.0	1	0	0	0	0	3	4	16
Engelbrekt, Max	2.0	3	1	0	1	2	9	10	46
Thompson, Jake	1.0	1	0	0	1	0	3	4	12
Reser, Zack	1.2	2	0	0	0	1	6	6	18
Schultz, Scott	4.1	0	0	0	2	3	12	15	47
Oregon	ip	h	r	er	bb	so	ab	bf	np
Nogosek, Stephen	3.0	5	1	1	0	6	13	14	72
Stiles, Cooper	2.2	3	2	2	4	0	10	14	58
Hunter, Darrell	0.2	1	0	0	1	1	3	4	18
Cleavinger, Garrett	1.2	0	0	0	0	3	5	6	24
Reed, Jake	2.0	1	0	0	0	2	7	7	26
Karraker, Jack	0.1	0	1	0	0	0	2	2	7
Spencer, Jordan	1.2	2	1	1	2	1	5	9	32

Win - Schultz, S. (6-2). Loss - Spencer, J. (1-1). Save - None.

WP - Davis, D. (1). HBP -



2014 Oregon State Baseball
 UCLA at #2 Oregon State
 May 10, 2014 at Corvallis, Ore. (Goss Stadium)

UCLA 3 (23-24-1,10-13 Pac-12)										Oregon State 9 (37-8,19-4 Pac-12)									
Player	ab	r	h	rbi	bb	so	po	a	lob	Player	ab	r	h	rbi	bb	so	po	a	lob
Stephens, Brett rf	5	0	1	0	0	0	2	0	0	Hendrix, Jeff cf	5	3	3	0	0	1	3	0	2
Moore, Ty lf	4	1	1	1	1	3	0	0	0	Petersen, Andy 2b	2	2	0	0	1	1	3	0	0
Zelle, Shane 1b	3	0	2	1	0	1	5	1	0	Conforto, Michael lf	3	1	0	0	1	0	3	0	0
Williams, Kevin dh	3	0	1	0	0	1	0	0	2	Davis, Dylan rf	5	1	2	2	0	0	2	0	0
Kern, Nick ph	1	0	0	0	1	0	0	3	0	Clark, Gabe 1b	4	0	2	4	0	0	6	2	2
Bono, Christoph cf	3	1	1	0	1	0	4	0	0	Casper, Jerad 1b	0	0	0	0	0	0	2	0	0
Persico, Luke 2b	2	0	0	0	0	1	1	0	0	Esposito, Nate c	3	0	1	0	0	2	4	1	2
Peterson, Kort ph	1	0	0	0	0	1	0	0	0	Ice, Logan ph/c	0	1	0	0	1	0	1	0	0
Urabe, Brett 2b	0	0	0	0	0	1	0	0	0	Hamilton, Caleb 3b	3	1	0	0	1	0	0	2	0
Hazard, Justin c	4	0	2	1	0	0	7	0	0	Rulli, Nick dh	4	0	2	1	0	1	0	0	0
Chatterton, Trent ss	3	1	0	0	1	0	1	1	2	Morrison, Trevor ss	4	0	1	2	0	1	3	3	2
Weimer, Aaron 3b	3	0	1	0	0	1	0	1	1	Moore, Andrew p	0	0	0	0	0	0	1	2	0
Miller Jr., Darrell ph	1	0	0	0	0	0	0	0	0	Reser, Zack p	0	0	0	0	0	0	0	0	0
Watson, Grant p	0	0	0	0	0	0	0	2	0	Jackson, Brandon p	0	0	0	0	0	0	0	0	0
Dyer, Grant p	0	0	0	0	0	0	0	0	0	Engelbrekt, Max p	0	0	0	0	0	0	1	1	0
Ehret, Jake p	0	0	0	0	0	0	0	0	0	Totals	33	9	11	9	4	6	27	14	8
Schuh, Max p	0	0	0	0	0	0	0	0	0										
Totals	33	3	10	3	3	5	24	6	8										

Score by Innings	1	2	3	4	5	6	7	8	9	R	H	E
UCLA	0	0	1	1	0	0	0	1	0	3	10	2
Oregon State	2	0	1	0	1	0	5	0	X	9	11	0

E - Persico(11); Watson(3). DP - OSU 1. LOB - UCLA 8. OSU 8. 2B - Williams(6); Hazard(4); Davis, D.(13). HR - Moore(2). HBP - Zelle; Conforto, M.. SH - Persico(9); Peterson, A. 2(14). SF - Clark, G.(4). SB - Hendrix, J. 2(4); Peterson, A.(9); Davis, D.(4). CS - Stephens(2).

UCLA	ip	h	r	er	bb	so	ab	bf	np	Oregon State	ip	h	r	er	bb	so	ab	bf	np
Watson, Grant	6.0	8	5	2	1	5	25	28	115	Moore, Andrew	6.2	10	3	3	2	3	26	29	105
Dyer, Grant	0.1	0	1	1	1	1	2	9		Reser, Zack	0.0	0	0	0	0	0	0	1	4
Ehret, Jake	0.1	1	3	3	2	0	1	4	20	Jackson, Brandon	0.2	0	0	0	1	2	2	3	17
Schuh, Max	1.1	2	0	0	0	0	6	7	27	Engelbrekt, Max	1.2	0	0	0	0	0	5	5	14

Win - Moore, A. (5-3). Loss - Watson (4-8). Save - None.
 HBP - by Reser, Z. (Zelle); by Schuh (Conforto, M.). Inherited runners/scored: Dyer 1/0; Ehret 2/2; Schuh 3/3;
 Reser, Z. 3/1; Jackson, B. 3/0; Engelbrekt 1/0. Pitches/strikes: Watson 115/69; Dyer 9/3; Ehret 20/9; Schuh 27/18;
 Moore, A. 105/67; Reser, Z. 4/2; Jackson, B. 17/9; Engelbrekt 14/12.

Umpires - HP: Joe Burleson 1B: Jake Uhlenhopp 3B: Adam Dowdy
 Start: 7:05pm Time: 3:48 Attendance: 3056
 Weather: 62 Degrees, Mostly Sunny
 Reser, Z. faced 1 batter in the 7th.
 Watson faced 1 batter in the 7th.

2014 Oregon State Baseball
 Portland vs #2 Oregon State
 May 13, 2014 at Keizer, Ore. (Volcanoes Stadium)

Portland 4 (11-38)										Oregon State 8 (39-8)									
Player	ab	r	h	rbi	bb	so	po	a	lob	Player	ab	r	h	rbi	bb	so	po	a	lob
THOMPSON, Chet cf	5	0	2	1	0	1	0	0	0	Hendrix, Jeff cf	4	2	2	1	0	1	2	0	2
WHALEN, Caleb 2b	4	0	0	0	1	0	1	2	1	Petersen, Andy 2b	3	1	0	0	1	2	1	2	0
GILL, Turner lf	4	0	0	0	0	2	2	1	0	Conforto, Michael lf	2	1	1	1	2	0	2	0	0
WADE, Kevin 1b	3	0	2	0	0	0	6	0	0	Davis, Dylan p/dh	4	1	2	5	0	0	0	2	3
WHITTAKER, Dan pr/1b	0	1	0	0	0	0	1	0	0	Clark, Gabe 1b	3	1	2	0	1	1	9	0	0
FARLEY, Kevin ph/1b	1	0	1	0	0	0	2	0	0	Clardy, Caylen pr	0	0	0	0	0	0	0	0	0
LENAHAN, Cody 3b	4	0	0	0	1	2	4	4	0	Casper, Jerad 1b	1	0	0	0	0	0	2	0	2
KOPAS, Devin dh	3	2	1	0	0	0	0	0	0	Ice, Logan c	4	0	1	0	0	2	7	0	0
TAYLOR, Grant rf	1	0	0	0	0	0	1	0	0	Hamilton, Caleb 3b	4	0	1	0	0	1	2	3	2
HUMMEL, Cooper ph	1	0	1	1	0	0	0	0	0	Rulli, Nick rf	3	1	1	1	1	1	2	0	0
BARR, Ryan rf	1	1	1	0	0	0	1	0	0	Morrison, Trevor ss	3	1	1	0	0	1	0	3	0
CORNISH, Bo c	3	0	0	2	0	1	8	1	0	Shelton, Trent p	0	0	0	0	0	0	0	1	0
LUCARELLI, Michael ss	3	0	0	0	0	1	0	0	2	Reser, Zack p	0	0	0	0	0	0	0	0	0
ROSEN, Jason ph	1	0	0	0	0	1	0	0	0	Engelbrekt, Max p	0	0	0	0	0	0	0	0	0
RADKE, Travis p	0	0	0	0	0	0	0	0	0	Schultz, Scott p	0	0	0	0	0	0	0	0	0
KELLY, Austin p	0	0	0	0	0	0	0	0	0	Totals	31	8	11	8	5	9	27	11	9
SNYDER, Brandon p	0	0	0	0	0	0	0	0	0										
BUNDA, JR p	0	0	0	0	0	0	0	0	0										
FISHER, Alex p	0	0	0	0	0	0	0	0	0										
YINGER, Kurt p	0	0	0	0	0	0	0	0	0										
Totals	34	4	8	4	2	7	24	8	7										

Score by Innings	1	2	3	4	5	6	7	8	9	R	H	E
Portland	0	0	0	0	0	0	2	0	2	4	8	0
Oregon State	0	1	1	0	0	0	4	2	X	8	11	1

E - Hamilton, C.(5). DP - Portland 1. LOB - Portland 7. OSU 9. 2B - WADE, K(8); HUMMEL, C(1); BARR, R(3). 3B - Hendrix, J.(4). HR - Davis, D.(6). HBP - Hendrix, J.; Conforto, M.; Morrison, T.. SH - TAYLOR, G(2); Peterson, A.(15). SF - CORNISH, B(2); Davis, D.(6). SB - Rulli, N.(3); Morrison, T.(7).

Portland	ip	h	r	er	bb	so	ab	bf	np	Oregon State	ip	h	r	er	bb	so	ab	bf	np
RADKE, Travis	6.0	6	2	2	3	7	20	25	101	Davis, Dylan	5.0	1	0	0	2	5	15	18	66
KELLY, Austin	0.2	0	2	2	0	1	2	4	21	Shelton, Trent	1.1	2	2	2	0	1	6	6	14
SNYDER, Brandon	0.0	0	1	1	0	0	0	1	1	Reser, Zack	0.2	1	0	0	0	0	2	3	5
BUNDA, JR	0.1	2	1	1	0	0	3	4	21	Engelbrekt, Max	1.0	2	0	0	0	0	5	5	13
FISHER, Alex	0.1	1	2	2	1	0	2	3	13	Schultz, Scott	1.0	2	2	0	0	1	6	6	20
YINGER, Kurt	0.2	2	0	0	0	1	4	4	10										

Win - Reser, Z. (5-0). Loss - KELLY, A. (1-6). Save - None.
 WP - RADKE, T.(4). HBP - by KELLY, A. (Morrison, T.); by KELLY, A. (Hendrix, J.); by SNYDER, B. (Conforto, M.).
 Inherited runners/scored: SNYDER, B. 2/0; BUNDA, J. 3/3; YINGER, K. 1/1; Reser, Z. 2/2. Pitches/strikes: RADKE, T. 101/59; KELLY, A. 21/11; SNYDER, B. 1/0; BUNDA, J. 21/12; FISHER, A. 13/5; YINGER, K. 10/9; Davis, D. 66/45; Shelton, T. 14/11; Reser, Z. 5/4; Engelbrekt 13/8; Schultz, S. 20/16.
 Umpires - HP: Mike Whitty 1B: Joseph Penna 3B: Brent Cunningham
 Start: 5:37pm Time: 2:51 Attendance: 4226
 Weather: 84 Degrees, Sunny
 SNYDER, B. faced 1 batter in the 7th.

2014 Oregon State Baseball
 UCLA at #2 Oregon State
 May 11, 2014 at Corvallis, Ore. (Goss Stadium)

UCLA 2 (23-25-1,10-14 Pac-12)										Oregon State 11 (38-8,20-4 Pac-12)									
Player	ab	r	h	rbi	bb	so	po	a	lob	Player	ab	r	h	rbi	bb	so	po	a	lob
Carroll, Brian cf	3	0	0	0	0	1	4	0	1	Hendrix, Jeff cf	5	2	3	2	0	2	1	0	2
Stephens, Brett rf	1	0	0	0	0	1	1	0	0	Petersen, Andy 2b	4	2	2	1	0	0	1	4	0
Chatterton, Trent ss	3	1	1	0	1	0	1	2	0	Conforto, Michael lf	5	2	2	5	0	1	2	0	3
Zelle, Shane c	4	0	0	0	0	0	4	0	1	Davis, Dylan rf	5	1	1	1	0	0	1	0	0
Moore, Ty lf	4	1	1	0	0	1	2	0	0	Clark, Gabe 1b	4	0	2	0	0	0	10	1	0
Kern, Nick dh/p	2	0	1	2	1	1	0	1	0	Clardy, Caylen pr	0	1	0	0	0	0	0	0	0
Hazard, Justin ph	1	0	1	0	0	0	0	0	0	Casper, Jerad 1b	1	0	0	0	0	0	2	1	0
Bono, Christopher rf/cf	4	0	1	0	0	1	2	0	1	Rull, Nick dh	2	0	0	0	1	0	0	0	1
Peris, Luke 2b	3	0	0	0	0	1	2	0	0	Howard, Michael ph	1	1	0	0	0	0	0	0	0
Baterson, Kurt ph	1	0	0	0	0	0	0	0	0	Ios, Logan c	5	0	4	1	0	0	5	2	0
Gallagher, Pat 1b	2	0	0	0	0	2	7	2	1	Hamilton, Caleb 3b	4	1	1	0	1	0	2	0	3
Urabie, Brett 3b	1	0	0	0	0	0	0	0	0	Morrison, Trevor ss	1	1	0	1	2	1	4	3	0
Miller Jr., Darrell ph	1	0	0	0	0	0	0	0	0	Fry, Jack p	0	0	0	0	0	0	0	4	0
Weimer, Aaron 3b	0	0	0	0	0	0	0	0	0	Engelbrekt, Max p	0	0	0	0	0	0	1	0	0
Poteet, Cody p	0	0	0	0	0	0	0	1	1	Jackson, Brandon p	0	0	0	0	0	0	0	0	0
Schuh, Max p	0	0	0	0	0	0	0	0	0	Totals	37	11	15	11	5	4	27	17	9
Burke, Scott p	0	0	0	0	0	0	1	1	0										
Totals	30	2	6	2	2	7	24	10	5										



2014 OREGON STATE SEASON IN REVIEW

Box Scores

TWITTER.COM/BEAVER_BASEBALL
INSTAGRAM.COM/BEAVERBASEBALL
FACEBOOK.COM/OREGONSTATEBASEBALL

2014 Oregon State Baseball #5 Washington at #2 Oregon State May 17, 2014 at Corvallis, Ore. (Goss Stadium)

Washington 0 (38-12-1,20-6 Pac-12)

Player	ab	r	h	rbi	bb	so	po	a	lob
Bishop, Braden cf	4	0	1	0	1	4	0	0	0
Ely, Andrew 2b	4	0	1	0	0	2	2	0	0
Pehl, Robert lf	3	0	0	0	1	0	2	0	0
Mitsui, Trevor dh	2	0	2	0	1	0	0	0	0
Wolfe, Brian rf/1b	4	0	0	0	2	2	1	5	0
Rei, Austin c	3	0	2	0	1	1	4	0	0
Berry, Branden 1b	3	0	0	0	0	2	10	0	1
London, Kyle ph/rf	0	0	0	0	0	0	0	0	0
Schmidt, Alex 3b	3	0	0	0	0	3	0	3	0
Baker, Chris 3b	1	0	0	0	0	0	0	0	0
Forgione, Erik ss	4	0	1	0	0	0	1	4	1
Davis, Tyler p	0	0	0	0	0	0	0	1	0
Rallings, Troy p	0	0	0	0	0	0	0	0	0
Totals	31	0	7	0	3	9	25	11	9

Score by Innings	1	2	3	4	5	6	7	8	9	R	H	E
Washington	0	0	0	0	0	0	0	0	0	0	7	1
Oregon State	0	0	0	0	0	0	0	0	1	1	7	1

Note: 1 out, 2 runners LOB when the game ended.

E - Ely(2); Davis, D.(2). DP - Washington 1: OSU 1. LOB - Washington 9: OSU 8. 2B - Ely(8); Ice, L.(4). HBP - Mitsui. SH - London(4); Clark, G.(1).

Washington	ip	h	r	er	bb	so	ab	bf	np
Davis, Tyler	8.1	6	1	1	3	4	29	33	123
Rallings, Troy	0.0	1	0	0	0	0	1	1	1

Win - Fry, J. (11-1). Loss - Davis (10-2). Save - None.

WP - Fry, J.(6). HBP - by Fry, J. (Mitsui). Inherited runners/scored: Rallings 2/1. Pitches/strikes: Davis 123/77; Rallings 1/1; Fry, J. 106/67.

Umpires - HP: Mark Buchanan 1B: Billy Haze 3B: Billy Speck
Start: 4:05pm Time: 2:22 Attendance: 3323
Weather: 71 Degrees, Mostly Sunny
Rallings faced 1 batter in the 9th.

Oregon State 1 (40-9,21-5 Pac-12)

Player	ab	r	h	rbi	bb	so	po	a	lob
Hendrix, Jeff cf	4	0	1	0	0	1	0	0	2
Peterson, Andy 2b	4	0	0	0	0	0	1	5	0
Conforto, Michael lf	4	0	1	0	0	2	2	0	1
Davis, Dylan rf	4	1	1	0	0	0	0	0	0
Clark, Gabe 1b	3	0	0	0	0	0	15	0	2
Howard, Michael dh	2	0	1	0	2	1	0	0	0
Ice, Logan c	4	0	2	1	0	0	8	2	0
Hamilton, Caleb 3b	3	0	1	0	0	0	0	2	1
Morrison, Trevor ss	2	0	0	0	1	0	1	4	0
Fry, Jace p	0	0	0	0	0	0	0	3	0
Totals	30	1	7	1	3	4	27	16	8

Score by Innings	1	2	3	4	5	6	7	8	9	R	H	E
Washington	0	0	0	0	0	0	0	0	0	0	7	1
Oregon State	0	0	0	0	0	0	0	0	1	1	7	1

Oregon State	ip	h	r	er	bb	so	ab	bf	np
Fry, Jace	9.0	7	0	0	3	9	31	36	106

2014 Oregon State Baseball #5 Washington at #2 Oregon State May 18, 2014 at Corvallis, Ore. (Goss Stadium)

Washington 0 (38-13-1,20-7 Pac-12)

Player	ab	r	h	rbi	bb	so	po	a	lob
Bishop, Braden cf	1	0	0	0	0	0	0	0	0
London, Kyle cf	3	0	0	0	0	2	0	0	0
Ely, Andrew 2b	3	0	0	0	1	0	3	0	0
Pehl, Robert lf	4	0	0	0	1	2	1	0	0
Mitsui, Trevor dh	3	0	0	0	1	0	0	0	0
Wolfe, Brian rf	3	0	1	0	0	1	1	0	0
Rei, Austin c	3	0	0	0	3	5	0	0	0
Berry, Branden 1b	2	0	1	0	1	0	8	1	1
Schmidt, Alex 3b	2	0	0	0	0	1	0	1	0
Baker, Chris ph/3b	1	0	0	0	1	0	0	0	0
Forgione, Erik ss	3	0	0	0	0	2	3	1	0
Brigham, Jeff p	0	0	0	0	0	0	1	0	0
Dunlap, Trevor p	0	0	0	0	0	0	3	0	0
Totals	28	0	2	0	2	9	24	12	3

Score by Innings	1	2	3	4	5	6	7	8	9	R	H	E
Washington	0	0	0	0	0	0	0	0	0	0	2	0
Oregon State	0	0	0	3	0	0	0	0	X	3	7	0

DP - Washington 1. LOB - Washington 3: OSU 8. 2B - Hendrix, J.(8). HBP - Hendrix, J. SH - Rulli, N.(4); Clark, G.(2); Ice, L.(7).

Washington	ip	h	r	er	bb	so	ab	bf	np
Brigham, Jeff	5.0	6	3	3	2	3	18	22	77
Dunlap, Trevor	3.0	1	0	0	3	2	8	13	53

Win - Wetzler, B. (10-1). Loss - Brigham (6-3). Save - None.

HBP - by Brigham (Hendrix, J.). Inherited runners/scored: None. Pitches/strikes: Brigham 77/43; Dunlap 53/27; Wetzler, B. 116/76.

Umpires - HP: Billy Haze 1B: Billy Speck 3B: Mark Buchanan
Start: 3:05pm Time: 2:19 Attendance: 3277
Weather: 69 Degrees, Mostly Cloudy

Oregon State 3 (41-9,22-5 Pac-12)

Player	ab	r	h	rbi	bb	so	po	a	lob
Hendrix, Jeff cf	3	0	1	0	0	0	4	0	0
Rulli, Nick dh	3	0	0	0	0	2	0	0	1
Conforto, Michael lf	3	0	0	0	1	0	2	0	0
Davis, Dylan rf	4	1	2	0	0	0	1	0	2
Clark, Gabe 1b	2	1	1	0	1	0	10	1	0
Ice, Logan c	2	1	1	0	1	1	8	1	0
Casper, Jerad 3b	3	0	0	1	1	1	1	2	0
Hamilton, Caleb 2b	3	0	2	2	1	1	1	1	2
Morrison, Trevor ss	3	0	0	0	0	0	0	4	3
Wetzler, Ben p	0	0	0	0	0	0	0	2	0
Totals	26	3	7	3	5	5	27	11	8

Score by Innings	1	2	3	4	5	6	7	8	9	R	H	E
Washington	0	0	0	0	0	0	0	0	0	0	2	0
Oregon State	0	0	0	3	0	0	0	0	X	3	7	0

Oregon State	ip	h	r	er	bb	so	ab	bf	np
Wetzler, Ben	9.0	2	0	0	2	9	28	30	116

2014 Oregon State Baseball #1 Oregon State at Oregon May 20, 2014 at Eugene, Ore. (PK Park)

Oregon State 2 (41-10)

Player	ab	r	h	rbi	bb	so	po	a	lob
Hendrix, Jeff cf	4	1	0	0	1	0	4	0	1
Rulli, Nick lf/rf	3	0	1	0	0	1	1	0	0
Keyes, Kevin ph	1	0	0	0	0	0	0	0	0
Conforto, Michael 3b/lf	5	0	1	0	0	1	1	1	0
Davis, Dylan p/dh	3	0	2	1	1	0	0	0	0
Clark, Gabe 1b	3	0	2	1	0	0	11	0	0
Howard, Michael rf	3	0	0	0	2	0	0	7	0
Casper, Jerad 3b	0	0	0	0	0	0	0	0	0
Hamilton, Caleb 2b	4	0	1	0	0	1	6	0	0
Esposito, Nate c	2	0	0	0	1	4	2	2	0
Ice, Logan ph/c	1	0	0	0	0	1	1	0	0
Morrison, Trevor ss	3	1	0	0	1	0	1	4	0
Reser, Zack p	0	0	0	0	0	0	0	0	0
Thompson, Jake p	0	0	0	0	0	0	0	0	0
Engelbrekt, Max p	0	0	0	0	0	0	0	0	0
Totals	32	2	7	2	3	6	24	13	10

Score by Innings	1	2	3	4	5	6	7	8	9	R	H	E
Oregon State	0	0	0	0	2	0	0	0	0	0	2	7
Oregon	0	0	0	1	0	0	5	0	X	6	8	0

E - Davis, D.(3). DP - OSU 1. LOB - OSU 10: Oregon 7. 2B - Rulli, N.(3); Tolman, M.(17); Packard, S.(3). 3B - Payne, A.(4). HR - Chase, S.(12). HBP - Rulli, N.: Clark, G.; Baumgartner. SH - Howard, M.(5); Esposito, N.(2); Baumgartner(4); Catalano, N.(6); Santos, D.(3). SB - Rulli, N.(4); Baumgartner(7).

Oregon State	ip	h	r	er	bb	so	ab	bf	np
Davis, Dylan	2.1	1	0	0	2	6	9	41	
Reser, Zack	1.0	2	1	1	0	1	5	6	24
Thompson, Jake	3.0	5	5	5	2	3	17	54	
Engelbrekt, Max	1.2	0	0	0	0	1	5	5	20

Win - Hunter, D.(4-1). Loss - Thompson, J. (3-1). Save - None.

WP - Karraker, J.(2). HBP - by Karraker, J (Clark, G.); by Reser, Z. (Baumgartner); by Clayton, P (Rulli, N.). Inherited runners/scored: Reser, Z. 2/0; Thompson, J. 1/0; Hunter, D 1/0. Pitches/strikes: Davis, D. 41/20; Reser, Z. 24/12; Thompson, J. 54/33; Engelbrekt 20/15; Karraker, J 55/35; Clayton, P 69/40; Hunter, D 26/14; Reed, J 14/11.

Umpires - HP: Shawn Rakos 1B: Randy Sutton 3B: Timothy Vessey
Start: 7:05pm Time: 3:12 Attendance: 2979
Weather: 72 Degrees, Clear

Oregon 6 (41-16)

Player	ab	r	h	rbi	bb	so	po	a	lob
Payne, Aaron 2b	5	1	2	0	0	0	1	1	3
Baumgartner, Tyler rf	2	1	0	1	0	0	2	0	0
Garlick, Kyle lf	3	1	0	0	1	1	4	0	3
Grebeck, Austin lf	0	0	0	0	0	0	2	0	0
Tolman, Mitchell 1b/3b	4	1	1	1	0	3	6	0	0
Chase, Shaun c	4	2	2	4	0	2	6	1	0
Packard, Steven dh	3	0	2	0	0	0	0	0	0
Graham, Josh ph	1	0	0	0	0	0	0	0	0
Catalano, Nick cf	2	0	0	0	1	0	3	0	0
Santos, Desmond 3b	0	0	0	0	0	0	0	2	0
Balta, A.J. ph/1b	1	0	0	0	1	0	3	0	1
Meredith, Craig ph	1	0	0	0	0	0	0	0	0
Minjares, Kevin 3b	0	0	0	0	0	0	0	0	0
Karaviotis, Mark ss	3	0	1	0	1	1	0	4	0
Karraker, Jack p	0	0	0	0	0	0	0	0	0
Clayton, Porter p	0	0	0	0	0	0	0	1	0
Hunter, Darrell p	0	0	0	0	0	0	0	0	0
Reed, Jake p	0	0	0	0	0	0	0	0	0
Totals	29	6	8	6	4	7	27	9	7

Oregon	ip	h	r	er	bb	so	ab	bf	np
Karraker, Jack	3.0	2	0	0	0	0	0	11	55
Clayton, Porter	3.1	5	2	2	2	4	13	69	
Hunter, Darrell	1.2	0	0	0	1	2	5	6	26
Reed, Jake	1.0	0	0	0	0	0	3	3	14

2014 Oregon State Baseball #1 Oregon State at USC May 23, 2014 at Los Angeles, Calif. (Dedeaux Field)

Oregon State 2 (41-11,22-6 Pac-12)

Player	ab	r	h	rbi	bb	so	po	a	lob
Hendrix, Jeff cf	4	0	0	1	0	1	3	0	0
Hamilton, Caleb 2b	5	1	1	0	0	2	1	1	2
Conforto, Michael lf	3	0	1	0	1	1	2	0	2
Davis, Dylan rf	4	0	1	0	0	0	3	0	1
Clark, Gabe dh	4	0	1	0	0	0	0	1	0
Keyes, Kevin 1b	3	0	0	0	1	0	4	0	1
Ice, Logan c	3	0	0	0	1	1	9	0	0
Casper, Jerad 3b	3	0	1	0	0	1	0	2	2
Howard, Michael ph	1	0	1	0	0	0	0	0	0
Morrison, Trevor ss	4	1	2	0	0	1	2	1	0
Fry, Jace p	0	0	0	0	0	0	1	0	0
Jackson, Brandon p	0	0	0	0	0	0	0	0	0
Thompson, Jake p	0	0	0	0	0	0	0	0	0
Shelton, Trent p	0	0	0	0	0	0	0	0	0
Totals	34	2	8	1	3	7	24	5	9



2014 Oregon State Baseball
 #1 Oregon State at USC
 May 24, 2014 at Los Angeles, Calif. (Dedeaux Field)

Oregon State 2 (42-11,23-6 Pac-12)

USC 0 (28-24,15-14 Pac-12)

Player	ab	r	h	rbi	bb	so	po	a	lob
Hendrix, Jeff cf	3	1	0	0	2	0	2	0	0
Hamilton, Caleb 2b	4	0	0	0	1	2	4	7	0
Conforto, Michael lf	2	1	0	0	2	0	1	0	2
Davis, Dylan rf	4	0	0	0	0	1	1	0	3
Clark, Gabe 1b	3	0	1	1	0	0	10	0	0
Mildenberg, Tyler pr	0	0	0	0	0	0	0	0	0
Casper, Jerad 3b	0	0	0	0	0	0	0	0	0
Keyes, Kevin 3b/1b	4	0	1	1	0	0	5	3	0
Howard, Michael dh	1	0	0	0	2	1	0	0	0
Rulli, Nick ph	1	0	0	0	0	1	0	0	0
Ice, Logan c	4	0	1	0	0	1	3	2	4
Morrison, Trevor ss	3	0	0	0	1	1	1	7	0
Wetzler, Ben p	0	0	0	0	0	0	0	0	0
Totals	29	2	3	2	8	7	27	19	9

Score by Innings	1	2	3	4	5	6	7	8	9	R	H	E
Oregon State	2	0	0	0	0	0	0	0	0	2	3	2
USC	0	0	0	0	0	0	0	0	0	0	3	1

E - Keyes, K. (2-8). Robinson, T. (6). DP - OSU 4; USC 1. LOB - OSU 9; USC 4. 2B - Cotto, O. (4). HBP - Clark, G.; Martinez, J. SH - Rios, F. (5).

Oregon State	ip	h	r	er	bb	so	ab	bf	np
Wetzler, Ben	9.0	3	0	0	3	5	26	31	104
USC	ip	h	r	er	bb	so	ab	bf	np
Strahan, Wyatt	7.0	3	2	2	8	5	23	31	127
Twomey, Kyle	2.0	0	0	0	0	2	6	7	26

Win - Wetzler, B. (11-1). Loss - Strahan, W. (6-5). Save - None.
 HBP - by Wetzler, B. (Martinez, J.); by Twomey, K. (Clark, G.). Inherited runners/scored: None. Pitches/strikes: Wetzler, B. 104/71; Strahan, W. 127/65; Twomey, K. 26/16.

Umpires - HP: Gus Rodriguez 1B: Steven Corvi 3B: Patrick Riley
 Start: 4:05pm Time: 2:18 Attendance: 864
 Weather: 72 Degrees, Overcast

2014 Oregon State Baseball
 #1 Oregon State at USC
 May 25, 2014 at Los Angeles, Calif. (Dedeaux Field)

Oregon State 1 (42-12,23-7 Pac-12)

USC 3 (29-24,16-14 Pac-12)

Player	ab	r	h	rbi	bb	so	po	a	lob
Hendrix, Jeff cf	2	1	1	0	2	1	1	0	0
Howard, Michael rf	2	0	1	0	1	1	5	0	0
Conforto, Michael lf	3	0	1	0	1	2	2	0	3
Davis, Dylan dh	4	0	0	0	0	0	0	0	2
Clark, Gabe 1b	4	0	0	0	0	3	6	0	0
Keyes, Kevin 3b	4	0	0	0	0	3	2	2	0
Ice, Logan c	3	0	0	0	1	7	0	0	0
Hamilton, Caleb 2b	3	0	1	0	0	1	0	1	0
Morrison, Trevor ss	3	0	1	0	0	2	1	2	0
Moore, Andrew p	0	0	0	0	0	0	0	1	0
Schultz, Scott p	0	0	0	0	0	0	0	1	0
Thompson, Jake p	0	0	0	0	0	0	0	0	0
Engelbrekt, Max p	0	0	0	0	0	0	0	0	0
Totals	28	1	5	0	4	14	24	7	5

Score by Innings	1	2	3	4	5	6	7	8	9	R	H	E
Oregon State	0	0	1	0	0	0	0	0	0	1	5	1
USC	1	0	0	0	1	0	1	0	X	3	7	1

E - Clark, G. (2). Cotto, O. (4). DP - OSU 1; USC 3. LOB - OSU 5; USC 8. 2B - Howard, M. (6); Martinez, J. (10); Robinson, T. (12). HBP - Martinez, J.; Stubbs, G. SH - Howard, M. (6); Rios, F. (6). SF - Hernandez, J. (1). SB - Robinson, T. (7). Lacey, B. (3). CS - Hamilton, C. (2).

Oregon State	ip	h	r	er	bb	so	ab	bf	np
Moore, Andrew	4.2	4	2	1	1	4	16	20	77
Schultz, Scott	2.0	3	1	1	1	2	9	11	38
Thompson, Jake	0.1	0	0	0	0	0	1	1	3
Engelbrekt, Max	1.0	0	0	0	0	0	3	3	6
USC	ip	h	r	er	bb	so	ab	bf	np
Davis, Kyle	9.0	5	1	0	4	14	28	33	129

Win - Davis, K. (3-4). Loss - Moore, A. (5-5). Save - None.
 HBP - by Moore, A. (Martinez, J.); by Schultz, S. (Stubbs, G.). Inherited runners/scored: Schultz, S. 2/0; Thompson, J. 2/0. Pitches/strikes: Moore, A. 77/55; Schultz, S. 38/23; Thompson, J. 3/1; Engelbrekt 6/5; Davis, K. 129/78.

Umpires - HP: Steven Corvi 1B: Patrick Riley 3B: Gus Rodriguez
 Start: 12:03pm Time: 2:39 Attendance: 1094
 Weather: 72 Degrees, Sunny

2014 Oregon State Baseball
 North Dakota State at #2 Oregon State
 May 30, 2014 at Corvallis, Ore. (Goss Stadium)

North Dakota State 1 (25-25)

Oregon State 2 (43-12)

Player	ab	r	h	rbi	bb	so	po	a	lob
Tim Colwell cf	4	0	1	0	0	1	3	0	0
Jon Hechtner lf	4	0	1	0	0	1	1	0	0
Wes Satzinger dh	4	0	0	0	2	0	0	0	0
Kyle Kleindorfer 1b	4	1	2	1	0	0	11	1	1
Nick Altavilla rf	3	0	1	0	0	2	1	0	0
Michael Leach c	3	0	0	0	0	1	5	1	1
John Skrbec 3b	3	0	0	0	0	3	0	1	0
Paul Funk 2b	2	0	0	0	0	2	1	1	1
Luke Lind ph	1	0	0	0	0	1	0	0	0
Andy Wicklund 2b	0	0	0	0	0	0	0	0	0
Aiden Hook ss	3	0	0	0	0	2	2	3	0
David Ernst p	0	0	0	0	0	0	0	4	0
Trent Keefer p	0	0	0	0	0	0	0	0	0
Totals	31	1	5	1	0	15	24	11	3

Score by Innings	1	2	3	4	5	6	7	8	9	R	H	E
North Dakota State	0	1	0	0	0	0	0	0	0	1	5	0
Oregon State	0	1	0	0	0	0	1	0	X	2	10	0

LOB - NDSU 3; Oregon State 11. 2B - Hendrix, J. (9); Davis, D. (14). HR - Kleindorfer (4); Davis, D. (7). SH - Keyes, K. (1). Ice, L. (8). CS - T. Colwell (6).

North Dakota State	ip	h	r	er	bb	so	ab	bf	np
David Ernst	7.1	10	2	2	3	6	30	35	122
Trent Keefer	0.2	0	0	0	0	0	2	2	4
Oregon State	ip	h	r	er	bb	so	ab	bf	np
Moore, Andrew	8.0	4	1	1	0	14	24	27	117
Engelbrekt, Max	0.1	0	0	0	0	1	1	1	5
Schultz, Scott	0.2	1	0	0	0	0	3	3	6

Win - Moore, A. (6-5). Loss - Ernst (4-5). Save - Schultz, S. (6).
 Inherited runners/scored: None. Pitches/strikes: Ernst 122/70; Keefer 4/3; Moore, A. 117/79; Engelbrekt 5/3; Schultz, S. 6/4.

Umpires - HP: Troy Fullwood 1B: Danny Everett 2B: Eddie Newsom 3B: David Savage
 Start: 8:06pm Time: 2:40 Attendance: 3408
 Weather: 69 Degrees, Clear

2014 Oregon State Baseball
 #2 Oregon State at UC Irvine
 May 31, 2014 at Corvallis, Ore. (Goss Stadium)

Oregon State 2 (43-13)

UC Irvine 14 (37-22)

Player	ab	r	h	rbi	bb	so	po	a	lob
Hendrix, Jeff cf	4	0	1	2	0	2	1	0	0
Peterson, Andy 2b/ss	4	0	1	0	0	2	0	6	1
Conforto, Michael lf	3	0	0	0	1	0	0	0	1
Davis, Dylan rf	3	0	1	0	1	0	3	0	0
Clark, Gabe dh	4	0	0	0	0	3	0	0	3
Keyes, Kevin 1b	4	0	1	0	0	1	15	2	0
Ice, Logan c	3	1	1	0	1	0	4	2	1
Hamilton, Caleb 3b/2b	3	1	1	0	0	1	1	1	0
Morrison, Trevor ss	2	0	1	0	0	1	0	2	1
Rulli, Nick ph	0	0	0	0	0	0	0	0	0
Howard, Michael ph	1	0	0	0	0	0	0	0	0
Casper, Jerad 3b	1	0	0	0	0	1	0	0	1
Fry, Jacob p	0	0	0	0	0	0	0	2	0
Jackson, Brandon p	0	0	0	0	0	0	0	0	0
Reser, Zack p	0	0	0	0	0	0	0	0	0
Belding, Philip p	0	0	0	0	0	0	0	0	0
Eden, Chandler p	0	0	0	0	0	0	0	0	0
Totals	32	2	7	2	4	10	24	15	7

Score by Innings	1	2	3	4	5	6	7	8	9	R	H	E
Oregon State	0	0	0	0	0	0	0	2	0	2	7	1
UC Irvine	0	0	0	1	3	0	2	8	X	14	10	1

E - Fry, J. (2). Alcantara (4). DP - UC Irvine 1. LOB - Oregon State 7; UC Irvine 7. 2B - Hamilton, C. (6); Spencer 2(15); Castro (4). HR - Sparks (5); Paulino (5). HBP - Spencer; McClanahan; Palmer 2. SH - Rabago 2(18); McClanahan 2(7); Paulino (13); Castro (3). SF - Martinez, R. 2(2).

Oregon State	ip	h	r	er	bb	so	ab	bf	np
Fry, Jacob	6.2	6	2	1	4	22	33	97	
Jackson, Brandon	0.2	1	3	3	2	1	2	5	14
Reser, Zack	0.1	2	3	3	1	0	2	4	12
Belding, Philip	0.0	1	2	2	1	0	1	2	8
Eden, Chandler	0.1	0	0	0	0	0	1	1	5
UC Irvine	ip	h	r	er	bb	so	ab	bf	np
Surrey, Elliot	7.0	3	2	2	3	8	23	26	101
Moore, Sam	0.1	2	0	0	1	0	3	4	13
Merten, Mitch	0.2	0	0	0	0	1	2	2	10
Litchfield, Jimmy	1.0	2	0	0	0	1	4	4	21

Win - Surrey (7-4). Loss - Fry, J. (11-2). Save - None.
 WP - Fry, J. (7). HBP - by Fry, J. (McClanahan); by Fry, J. (Palmer); by Fry, J. (Spencer); by Fry, J. (Palmer).
 Inherited runners/scored: Jackson, B. 2/0; Reser, Z. 3/3; Belding, P. 2/2; Moore 2/2; Merten 3/0. Pitches/strikes: Fry, J. 97/63; Jackson, B. 14/5; Reser, Z. 12/7; Belding, P. 8/3; Eden, C. 5/3; Surrey 101/60; Moore 13/8; Merten 10/6; Litchfield 21/13.

Umpires - HP: Danny Everett 1B: David Savage 2B: Doug Williams 3B: Troy Fullwood
 Start: 8:05pm Time: 3:10 Attendance: 3422
 Weather: 64 Degrees, Clear
 Surrey faced 2 batters in the 8th.
 Belding, P. faced 2 batters in the 8th.



2014 OREGON STATE SEASON IN REVIEW

Box Scores

TWITTER.COM/BEAVER_BASEBALL
INSTAGRAM.COM/BEAVERBASEBALL
FACEBOOK.COM/OREGONSTATEBASEBALL

2014 Oregon State Baseball #2 Oregon State at UNLV Jun 01, 2014 at Corvallis, Ore. (Goss Stadium)

Oregon State 6 (44-13)

Player	ab	r	h	rbi	bb	so	po	a	lob
Hendrix, Jeff cf	3	0	1	1	1	4	0	2	
Peterson, Andy 2b	5	0	0	0	0	1	3	3	3
Conforto, Michael lf	4	1	1	0	1	2	3	0	0
Davis, Dylan rf	5	1	1	0	0	1	0	0	0
Clark, Gabe dh	5	1	1	1	0	1	0	0	0
Ice, Logan c	3	0	1	1	0	0	9	1	1
Hamilton, Caleb 3b	4	2	2	0	0	0	2	0	
Keyes, Kavin 1b	4	1	2	2	0	0	8	0	2
Morrison, Trevor ss	4	0	2	1	0	0	0	3	0
Wetzler, Ben p	0	0	0	0	0	0	0	0	0
Totals	37	6	11	6	2	6	27	9	8

UNLV 1 (36-25)

Player	ab	r	h	rbi	bb	so	po	a	lob
WHITE, T.J. 3b	3	0	0	0	1	1	1	1	0
SWANNER, Joey cf	4	0	1	0	0	1	3	0	0
ARMSTRONG, Patrick 1b	3	0	1	1	0	0	7	0	0
STOTTS, Morgan lf	4	0	0	0	2	4	0	0	
MONTES, Edgar rf	4	0	0	0	0	1	0	3	
VANMEETREN, Erik c	3	0	1	0	0	1	6	0	0
SHUL, Craig ph	1	0	1	0	0	0	0	0	0
MCCALLISTER, Matt ss	3	0	0	0	1	2	2	2	2
ELLIS, Dylan dh	3	0	0	0	0	1	0	0	0
HERNANDEZ, A.J. 2b	2	1	0	0	1	2	3	5	1
OAKLEY, Kenny p	0	0	0	0	0	0	0	1	0
LAURIA, Joey p	0	0	0	0	0	0	0	0	0
ENCINAS, Andrew p	0	0	0	0	0	0	0	0	0
ROPER, Cody p	0	0	0	0	0	0	0	0	0
Totals	30	1	4	1	3	10	27	9	6

Score by Innings	1	2	3	4	5	6	7	8	9	R	H	E
Oregon State	0	0	0	0	0	5	0	1	0	6	11	1
UNLV	0	0	0	0	0	1	0	0	0	1	4	2

E - Morrison, T. (9); WHITE, T.J. (14); MCCALLISTER (21). DP - Oregon State 1; UNLV 1. LOB - Oregon State 8; UNLV 6. 3B - Hendrix, J. (5); Keyes, K. (2). HBP - Hendrix, J.. SH - ARMSTRONG, P. (5). SF - Ice, L. (4). SB - Morrison, T. (8).

Oregon State	ip	h	r	er	bb	so	ab	bf	np
Wetzler, Ben	9.0	4	1	1	3	10	30	34	128
UNLV	ip	h	r	er	bb	so	ab	bf	np
OAKLEY, Kenny	5.2	9	5	0	0	4	24	26	106
LAURIA, Joey	2.1	2	1	0	2	0	10	12	42
ENCINAS, Andrew	0.1	0	0	0	0	1	1	1	4
ROPER, Cody	0.2	0	0	0	0	1	2	2	8

Win - Wetzler, B. (12-1). Loss - OAKLEY, K. (4-8). Save - None.
HBP - by OAKLEY, K. (Hendrix, J.). Inherited runners/scored: LAURIA, J. 1/1. Pitches/strikes: Wetzler, B. 128/83; OAKLEY, K. 106/64; LAURIA, J. 42/20; ENCINAS, A. 4/3; ROPER, C. 8/6.

Umpires - HP: Eddie Newsom 1B: Doug Williams 2B: Troy Fullwood 3B: Scott Wilkerson
Start: 2:05pm Time: 2:47 Attendance: 3372
Weather: 63 Degrees, Mostly Sunny

2014 Oregon State Baseball UC Irvine at #2 Oregon State Jun 01, 2014 at Corvallis, Ore. (Goss Stadium)

UC Irvine O (37-23)

Player	ab	r	h	rbi	bb	so	po	a	lob
Sparks, Taylor 3b	3	0	0	0	0	2	2	0	
Rabago, Chris ss	2	0	0	0	1	0	0	6	0
Spencer, Connor 1b	4	0	0	0	1	8	0	0	
McClanahan, Jerry c	2	0	1	0	1	0	4	0	0
Munoz, Jonathan dh	4	0	0	0	1	0	0	2	
Palmer, Grant 2b	4	0	1	0	0	0	4	3	1
Alcantara, Adam lf	2	0	0	0	0	2	0	0	
Paulino, Kris rf	3	0	0	0	1	3	0	1	
Cassolato, Evan cf	3	0	0	0	1	1	0	1	
Brock, Evan p	0	0	0	0	0	0	1	0	
Totals	27	0	2	0	2	4	24	12	6

Oregon State 4 (45-13)

Player	ab	r	h	rbi	bb	so	po	a	lob
Hendrix, Jeff cf	3	1	3	0	1	0	6	0	0
Peterson, Andy 2b	3	1	0	0	0	0	3	1	3
Conforto, Michael lf	3	1	1	1	1	1	2	1	0
Davis, Dylan rf	4	0	1	0	0	1	2	0	0
Keyes, Kavin 1b	2	1	2	1	2	0	8	0	0
Ice, Logan c	4	0	1	2	0	0	0	0	4
Hamilton, Caleb 3b	4	0	1	0	0	1	0	1	0
Morrison, Trevor ss	4	0	0	0	0	1	1	3	0
Schultz, Scott p	0	0	0	0	0	0	0	2	0
Totals	31	4	9	4	4	4	27	9	8

Score by Innings	1	2	3	4	5	6	7	8	9	R	H	E
UC Irvine	0	0	0	0	0	0	0	0	0	0	2	1
Oregon State	1	0	3	0	0	0	0	0	X	4	9	0

E - McClanahan (6). DP - UC Irvine 1. LOB - UC Irvine 6; Oregon State 8. 2B - Palmer (7); Hendrix, J. 2 (11); Conforto, M. (16); Clark, G. (10). HBP - Sparks; McClanahan; Alcantara. SH - Rabago (19); Peterson, A. (16). SB - Hamilton, C. (7).

UC Irvine	ip	h	r	er	bb	so	ab	bf	np
Brock, Evan	8.0	9	4	4	4	4	31	36	122
Oregon State	ip	h	r	er	bb	so	ab	bf	np
Schultz, Scott	9.0	2	0	0	2	4	27	33	98

Win - Schultz, S. (7-2). Loss - Brock (8-6). Save - None.
HBP - by Schultz, S. (Sparks); by Schultz, S. (McClanahan); by Schultz, S. (Alcantara). Inherited runners/scored: None. Pitches/strikes: Brock 122/76; Schultz, S. 98/65.

Umpires - HP: David Savage 1B: Troy Fullwood 2B: Scott Wilkerson 3B: Danny Everett
Start: 8:05pm Time: 2:05 Attendance: 3386
Weather: 70 Degrees, Clear

2014 Oregon State Baseball #2 Oregon State at UC Irvine Jun 02, 2014 at Corvallis, Ore. (Goss Stadium)

Oregon State 2 (45-14)

Player	ab	r	h	rbi	bb	so	po	a	lob
Hendrix, Jeff cf	4	0	0	1	0	0	1	0	0
Peterson, Andy 2b	3	0	0	0	0	2	2	3	1
Rulli, Nick ph	1	1	1	0	0	0	0	0	0
Casper, Jerad 3b	0	0	0	0	0	0	0	0	0
Conforto, Michael lf	2	0	0	0	2	0	1	0	0
Davis, Dylan rf	4	0	0	0	0	1	1	0	1
Keyes, Kavin 1b	4	0	2	0	0	1	12	1	0
Clark, Gabe dh	4	0	0	0	0	3	0	0	0
Ice, Logan c	3	1	2	0	1	0	6	1	2
Hamilton, Caleb 3b/2b	3	0	0	0	0	1	0	2	2
Morrison, Trevor ss	3	0	1	0	0	0	0	2	0
Thompson, Jake p	0	0	0	0	0	0	0	5	0
Shelton, Trent p	0	0	0	0	0	0	0	0	0
Jackson, Brandon p	0	0	0	0	0	0	0	0	0
Engelbrekt, Max p	0	0	0	0	0	0	0	0	0
Moore, Andrew p	0	0	0	0	0	0	1	0	0
Totals	31	2	6	1	3	8	24	14	6

UC Irvine 4 (38-23)

Player	ab	r	h	rbi	bb	so	po	a	lob
Sparks, Taylor 3b	3	1	1	0	1	1	1	1	0
Rabago, Chris ss	3	1	1	0	0	0	0	4	0
Spencer, Connor 1b	3	1	1	0	1	0	7	1	0
McClanahan, Jerry c	2	0	1	0	1	0	7	2	0
Munoz, Jonathan dh	3	0	0	1	1	0	0	0	2
Palmer, Grant 2b	4	0	1	1	0	1	2	1	2
Brontsema, John 2b	0	0	0	0	0	0	1	1	0
Paulino, Kris rf	4	1	1	0	0	3	0	0	0
Alcantara, Adam lf	2	0	0	1	0	1	0	0	0
Herkins, Jonathan lf	0	0	0	0	0	0	1	0	0
Castro, Justin cf	1	0	0	0	0	0	4	0	1
Cooper, Ryan ph/cf	1	0	0	1	0	0	0	0	0
Martinez, Renae ph	1	0	0	0	0	0	0	0	3
Cassolato, Evan cf	1	0	0	0	0	1	3	0	0
Morales, Andrew p	0	0	0	0	0	0	1	0	0
Manarino, Evan p	0	0	0	0	0	0	0	0	0
Merten, Mitch p	0	0	0	0	0	0	0	0	0
Surrey, Elliot p	0	0	0	0	0	0	0	0	0
Totals	28	4	6	4	4	7	27	10	8

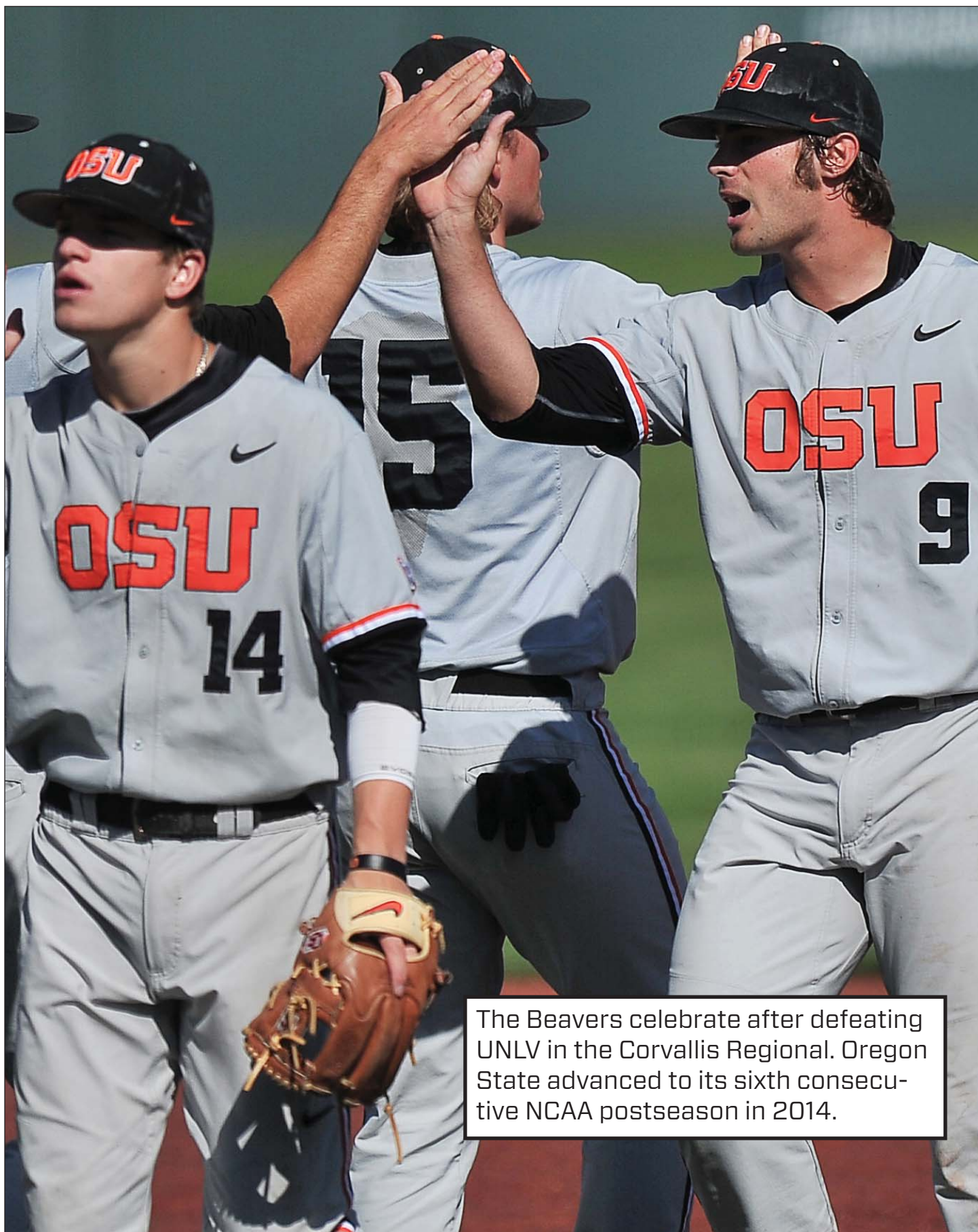
Score by Innings	1	2	3	4	5	6	7	8	9	R	H	E
Oregon State	0	0	1	0	0	0	0	1	0	2	6	0
UC Irvine	0	0	0	1	2	1	0	X		4	6	0

DP - UC Irvine 1. LOB - Oregon State 6; UC Irvine 8. 2B - Ice, L. (5). 3B - Rulli, N. (2). HBP - Alcantara. SH - Hamilton, C. (5). Rabago (20); McClanahan (8); Alcantara (3). SB - McClanahan (3).

Oregon State	ip	h	r	er	bb	so	ab	bf	np
Thompson, Jake	5.1	4	3	3	3	2	18	24	83
Shelton, Trent	0.1	0	0	0	0	1	1	1	4
Jackson, Brandon	0.0	0	0	0	0	0	0	1	1
Engelbrekt, Max	0.1	0	0	0	0	0	1	1	6
Moore, Andrew	2.0	2	1	1	1	4	8	9	33
UC Irvine	ip	h	r	er	bb	so	ab	bf	np
Morales, Andrew	4.1	3	1	1	1	5	15	17	59
Manarino, Evan	3.1	2	1	1	1	1	3	12	47
Merten, Mitch	0.1	0	0	0	0	0	1	1	1
Surrey, Elliot	1.0	1	0	0	1	0	3	4	17

Win - Manarino (4-3). Loss - Thompson, J. (3-2). Save - Surrey (1).
WP - Thompson, J. 2 (8); Manarino (3); Merten (4). HBP - by Jackson, B. (Alcantara). Inherited runners/scored: Shelton, T. 3/0; Jackson, B. 3/1; Engelbrekt 3/0; Merten 2/1. Pitches/strikes: Thompson, J. 83/52; Shelton, T. 4/3; Jackson, B. 1/0; Engelbrekt 6/3; Moore, A. 33/21; Morales 59/40; Manarino 47/27; Merten 1/1; Surrey 17/8.

Umpires - HP: Doug Williams 1B: Danny Everett 2B: David Savage 3B: Eddie Newsom
Start: 8:05pm Time: 2:54 Attendance: 3435
Weather: 68 Degrees, Clear
Jackson, B. faced 1 batter in the 6th.



The Beavers celebrate after defeating UNLV in the Corvallis Regional. Oregon State advanced to its sixth consecutive NCAA postseason in 2014.



2013 CWS Participants

Beavers Return To Omaha

The Oregon State baseball team returned to Omaha in 2013 after a five-year hiatus from the College World Series. The Beavers made the trip on the strength of an incredibly strong pitching staff and a balanced offense.

Much like past seasons, the Beavers relied heavily on a Northwest flavor with its roster. Twenty players on the team's 35-man roster hailed from either Washington or Oregon, including all three of the team's weekend starters, Matt Boyd, Ben Wetzler and Andrew Moore.

The Beavers broke the school record for victories with 52, won the Pac-12 Conference with a 24-6 record and advanced to the World Series after hosting both the Corvallis Regional and Corvallis Super Regional.

- Oregon State played its first ever games at TD Ameritrade Park Omaha, going 2-2. The two victories gave the Beavers 13 all-time wins in Omaha, with each belonging to head coach Pat Casey.

- Oregon State batted .290 during the postseason and finished with a 3.00 earned run average. Gavin Keyes paced OSU with a .357 batting average and Michael Conforto set the OSU single postseason record with six doubles. Ben Wetzler was stellar for the Beavers on the mound, posting a 3-0 record and 2.74 ERA. He, Matt Boyd and Andrew Moore combined to pitch in 76 of the team's 90 postseason innings (84.4 percent) and tallied a 6-2 record.

- Matt Boyd recorded the Beavers' first-ever complete-game effort at the College World Series in his last collegiate appearance when he shut out Indiana in a 1-0 win over June 19. It was just the 18th all-time 1-0 game at the College World Series, and the first since 1985.

- Oregon State's 52 victories surpassed the 2006 club's school-record 50-win season. The Beavers' 2013 winning percentage of .800 was the best mark in modern OSU history and led the Pac-12 Conference. The 52 wins is also the most by a Pac-12 school since Arizona State won 52 in 2010.

- The Beavers stretched their program record postseason appearances to five and in eight of the last nine seasons. Oregon State has made four NCAA College World Series appearances during that stretch.

- Oregon State won its third league title under head coach Pat Casey and did so with a 24-6 record. The 24 wins is the most by a league team since the then-Pac-10 unified prior to the 1999 season. The 24 wins is the most since USC won the Pac-10 South in 1996.

- Michael Conforto was named the Pac-12's Player of the Year and Andrew Moore earned Freshman of the Year honors. Both were also named All-Americans, as was Matt Boyd, giving the Beavers three in a year for just the second time in school history (the first coming in 2006).

- Moore was named a first-team All-American, becoming the first true freshman in OSU history to pick up the honor. Conforto, meanwhile, became just the fifth player in school history to record back-to-back All-American seasons.

- The Beavers lost consecutive games just once, in a doubleheader against Washington on April 20. Oregon State opened the year with 15 consecutive wins, and later had a 12-game win streak that began the day after the doubleheader loss. Oregon State headed into the postseason with 16 wins in its last 18 games.

- OSU finished with the nation's second-lowest ERA at 2.28, which also led the Pac-12 and set a new school record for best ERA. The Beavers also led the Pac-12 with a .217 batting average against and were second in fewest hits allowed at 454 and fifth in fewest walks allowed at 173, just 15 behind the Pac-12's leader.

- Oregon State found itself in the top 10 every weekend according to Baseball America. The Beavers were outside the top 10 just twice according to the other four major polls.

2013 Roster

No.	Pitchers	Yr.	B-T	Ht.	Wt.	Hometown
29	Clay Bauer	Jr.	R-R	6-6	211	Livermore, Calif.
31	Matt Boyd	Sr.	L-L	6-3	217	Mercer Island, WA
22	Cole Brocker	Sr.	R-R	6-2	219	Appleton, Wis.
36	Tony Bryant	Sr.	R-R	6-7	221	Kennewick, Wash.
41	Dan Child	Jr.	R-R	6-5	225	Rocklin, Calif.
19	Max Engelbrekt	Fr.	L-L	6-3	197	Seattle, Wash.
11	Jace Fry	So.	L-L	6-0	194	Beaverton, Ore.
18	Brandon Jackson	Jr.	R-R	6-0	185	Roseburg, Ore.
23	Andrew Moore	Fr.	R-R	5-11	180	Eugene, Ore.
25	Tyler Panton	Jr.	L-L	6-4	201	Bakersfield, Calif.
44	Zack Reser	So.	L-L	6-1	201	Beaverton, Ore.
37	Carlos Rodriguez	So.	L-L	6-1	205	Kapolei, Hawaii
24	Scott Schultz	Jr.	R-R	6-3	211	Gig Harbor, Wash.
26	Taylor Starr	Sr.	R-R	6-2	210	Longview, Wash.
28	Ben Wetzler	Jr.	L-L	6-1	209	Clackamas, Ore.
No.	Catchers	Yr.	B-T	Ht.	Wt.	Hometown
50	Beau Day	Jr.	R-R	6-0	230	Gresham, Ore.
6	Nate Esposito	So.	R-R	5-10	190	Granite Bay, Calif.
13	Jake Rodriguez	Jr.	R-R	5-9	200	Elk Grove, Calif.
No.	Infielders	Yr.	B-T	Ht.	Wt.	Hometown
15	Jerad Casper	Jr.	R-R	6-0	204	Maple Valley, WA
16	Gabe Clark	Fr.	R-R	6-0	210	Riverside, Calif.
9	Danny Hayes	Sr.	L-R	6-4	209	Rancho Murieta, CA
3	Kavin Keyes	Jr.	S-R	5-11	200	Sandy, Utah
7	Paul Martinez	Fr.	L-R	5-10	170	Riverside, Calif.
14	Andy Peterson	Jr.	R-R	5-10	170	La Palma, Calif.
1	Tyler Smith	Sr.	R-R	6-0	194	Thousand Oaks, CA
No.	Outfielders	Yr.	B-T	Ht.	Wt.	Hometown
33	Ryan Barnes	Sr.	R-R	5-11	205	West Linn, Ore.
8	Michael Conforto	So.	L-R	6-2	215	Woodinville, Wash.
10	Dylan Davis	So.	R-R	6-0	210	Redmond, Wash.
4	Max Gordon	Sr.	L-L	5-8	170	Ashland, Ore.
40	Jeff Hendrix	Fr.	L-R	5-11	181	Corvallis, Ore.
30	Ryan Howell	So.	R-R	5-10	200	Brentwood, Calif.
17	Joey Jansen	So.	L-L	5-11	175	Kennewick, Wash.
35	Joey Matthews	Sr.	R-R	5-10	193	Vacaville, Calif.
12	Nick Rulli	Jr.	R-R	6-1	185	Lake Oswego, Ore.
20	Zane Yanzick	So.	R-R	6-3	198	Beaverton, Ore.

Head Coach: Pat Casey

Assistant Coach: Pat Bailey

Assistant Coach: Andy Jenkins

Assistant Coach: Nate Yeskie

Undergraduate Assistant Coaches: Dallas Buck, Dylan Jones

Director of Operations: Ron Northcutt

Assistant Director of Operations: Patrick McLaughlin


Athletic Trainer: David Stricklin

Managers: Ryley Croghan, Peyton Gastellum, Brian Richardson

Athletic Communications: Hank Hager

Radio Broadcaster: Mike Parker

Video: Jeff Taylor





Corvallis Regional

May 31 • Corvallis, Ore.

UTSA 4
Oregon State 5

UTSA 1 0 0 0 0 1 1 1 0 - 4 6 1
 Oregon State 0 0 0 1 0 2 0 0 2 - 5 9 2
 WP-Engelbrekt, Max (5-1)
 LP-Sims, Matt (6-3)
 T-3:37 A-3222

June 1 • Corvallis, Ore.

Oregon State 3
UC Santa Barbara 2

Oregon State 0 1 0 0 0 1 0 0 1 - 3 10 0
 UCSB 0 1 1 0 0 0 0 0 0 - 2 5 2
 WP-Moore, Andrew (13-1)
 SV-Engelbrekt, Max (5)
 LP-Mahle, Greg (7-5)
 T-3:23 A-3535
 HR OSU - Barnes, Ryan

June 2 • Corvallis, Ore.

Oregon State 6
Texas A&M 1

Oregon State 0 0 0 0 1 0 2 0 3 - 6 14 0
 Texas A&M 1 0 0 0 0 0 0 0 0 - 1 4 2
 WP-Wetzler, Ben (8-1)
 LP-Jester, Jason (3-4)
 T-3:02 A-3362

Corvallis Super Regional

June 8 • Corvallis, Ore.

Kansas State 6
Oregon State 2

10 Innings

Kansas State 0 0 0 0 0 1 0 0 1 4 - 6 13 1
 Oregon State 0 0 0 2 0 0 0 0 0 0 - 2 7 2
 WP-Matthys, Jake (9-1)
 LP-Fry, Jace (0-1)
 T-3:48 A-3574

June 9 • Corvallis, Ore.

Oregon State 12
Kansas State 4

Oregon State 5 2 2 0 1 0 1 0 1 -12 21 1
 Kansas State 0 1 0 2 0 0 0 0 1 - 4 6 1
 WP-Moore, Andrew (14-1)
 LP-McFadden, Blake (6-3)
 T-3:28 A-3602
 HR OSU-Conforto, Michael (11); Davis, Dylan (5)
 HR KSU-King, Jared (7)

June 10 • Corvallis, Ore.

Oregon State 4
Kansas State 3

Oregon State 0 2 0 1 1 0 0 0 0 - 4 6 0
 Kansas State 0 0 0 0 1 0 0 2 - 3 11 2
 WP-Wetzler, Ben (9-1)
 SV-Boyd, Matt (1)
 LP-Matthys, Jake (9-2)
 T-3:25 A-3564
 HR OSU-Hayes, Danny (6)

2013 Postseason Statistics

Player	AVG	G/GS	AB	R	H	RBI	2B	3B	HR	BB	SO	SB-ATT	SLG	OBA
Matthews, Joey	.500	2/0	2	1	1	0	1	0	0	0	0	0-0	1.000	.000
Keyes, Kevin	.357	10/10	42	6	15	4	1	1	0	1	6	1-1	.429	.364
Smith, Tyler	.318	10/10	44	6	14	5	3	0	0	5	4	0-0	.386	.388
Barnes, Ryan	.317	10/10	41	6	13	4	1	0	1	2	4	1-1	.415	.364
Conforto, Michael	.310	10/10	42	6	13	5	6	0	2	4	10	0-1	.595	.396
Peterson, Andy	.293	10/10	41	8	12	2	0	0	0	0	4	3-3	.293	.310
Davis, Dylan	.286	10/10	42	7	12	8	2	0	1	3	7	1-2	.405	.362
Hayes, Danny	.263	10/10	38	5	10	8	3	0	1	6	8	0-0	.421	.378
Hendrix, Jeff	.250	4/1	4	0	1	0	0	0	0	0	0	0-0	.250	.250
Rodriguez, Jake	.235	10/10	34	1	8	4	2	0	0	6	10	0-1	.294	.357
Gordon, Max	.167	9/9	24	3	4	3	0	0	0	3	3	1-1	.167	.286
Jansen, Joey	.000	1/0	1	0	0	0	0	0	0	0	1	0-0	.000	.000
Totals	.290	10/10	355	49	103	43	19	1	5	30	57	7-10	.392	.359

Pitcher	ERA	W-L	SV	G/GS	CG	SH	IP	H	R	ER	BB	SO	AVG	HR
Engelbrekt, Max	0.00	1-0	1	3/0	0	0	3.0	0	0	0	2	3	.000	0
Starr, Taylor	0.00	0-0	0	1/0	0	0	0.2	1	0	0	1	0	.500	0
Schultz, Scott	1.69	0-0	0	5/0	0	0	5.1	2	1	0	0	3	.292	0
Boyd, Matt	1.80	1-1	1	5/3	1	1	25.0	17	5	5	9	24	.202	0
Wetzler, Ben	2.74	3-0	0	3/3	1	0	23.0	21	7	7	11	21	.256	0
Moore, Andrew	3.86	2-1	0	4/4	0	0	28.0	26	14	12	7	17	.255	2
Fry, Jace	5.40	0-1	0	2/0	0	0	5.0	6	3	3	0	1	.316	0
Child, Dan	99.00	0-0	0	1/0	0	0	0.0	2	2	2	1	0	1.000	0
Totals	3.00	7-3	2	10/10	2	1	90.0	80	33	30	31	69	.246	2

College World Series

June 15 • Omaha, Neb.

Mississippi State 5
Oregon State 4

Miss. State 0 3 0 0 0 0 0 2 0 - 5 8 2
 Oregon State 2 0 0 1 1 0 0 0 0 - 4 10 1
 WP-Mitchell, Ross (13-0)
 SV-Holder, Jonathan (19)
 LP-Boyd, Matt (10-4)
 T-3:10 A-24473

June 17 • Omaha, Neb.

Louisville 4
Oregon State 11

Louisville 0 0 0 0 1 0 3 0 0 - 4 12 4
 Oregon State 0 0 3 7 0 0 1 0 X - 11 11 1
 WP-Wetzler, Ben (10-1)
 LP-Thompson, Jeff (11-2)
 T-3:30 A-18980

June 19 • Omaha, Neb.

Oregon State 1
Indiana 0

Oregon State 0 0 0 1 0 0 0 0 0 - 1 7 0
 Indiana 2 0 0 0 0 0 0 0 0 - 0 4 0
 WP-Boyd, Matt (11-4)
 LP-Slegers, Aaron (9-2)
 T-2:45 A-26035


June 21 • Omaha, Neb.

Oregon State 1
Mississippi State 4

Oregon State 0 0 0 0 1 0 0 0 0 - 1 8 1
 Miss. State 0 0 0 1 3 0 0 0 0 - 4 11 0
 WP-Graveman, Kendall (8-5)
 SV-Holder, Jonathan (21)
 LP-Moore, Andrew (14-2)
 T-2:32 A-18868
 HR MSU-Renfroe, Hunter



Above: Ben Wetzler. Below: Danny Hayes





2007 National Champions Beavers Go Back-To-Back

The 2007 season was a special year for the Oregon State baseball team. The Beavers became just the fifth NCAA team to win back-to-back titles, and did so on the heels of their third consecutive trip to the College World Series in Omaha.

Oregon State was led by two of the most recognizable players in school history in Mitch Canham and Darwin Barney. OSU was buoyed on the mound by Mike Stutes, who ended the season with 12 victories - three came in the postseason, including two in the College World Series. The Beavers were blessed with a cast of players that included Joe Paterson, Daniel Turpen, Eddie Kunz, Jordan Lennerton, John Wallace, Joey Wong and others, who truly embraced the team concept and helped deliver spectacular performances throughout the College World Series and the postseason.

The Beavers swept through the postseason, going 11-1 en route to their second straight national championship.

- Oregon State trailed for just one inning during the College World Series, which consisted of a little less than 45 full innings for the Beavers. North Carolina held a 1-0 lead after one inning in the final game, but the Beavers answered back with three runs in the second to help boost them to the 9-3 win.

- Oregon State became the first team ever to win four straight CWS games by at least six runs. The Beavers' closest victory came in their first game, a 3-2 victory over Cal State Fullerton.

- Oregon State became just the sixth NCAA team to sweep its way through the College World Series. And OSU was the back-to-back title holder since the NCAA went to a best-of-three championship series.

- Jorge Reyes was named the College World Series Most Outstanding Player. Reyes went 2-0 at the World Series, defeating Cal State Fullerton and North Carolina.

- Oregon State opened the postseason as the No. 3 seed at the Charlottesville Regional on the campus of the University of Virginia. By winning the College World Series, Oregon State became the first No. 3 seed to do so.

- The Beavers opened postseason play by defeating Rutgers, 5-1. They lost their next game in 13 innings to Virginia, 7-4, but then went on win their next 10 games, the final one coming in Omaha.

- Oregon State came from a 3-0 deficit in the final game of the Charlottesville Regional to advance to a Super Regional against Michigan. Against UVA, OSU scored four runs in the final two innings and held on through a Joe Paterson victory to advance.

- The Beavers one-hit Michigan in the first game of the Super Regional at Goss Stadium, and scored a run in the ninth for the win. OSU dominated the second game, 8-2, to advance to the College World Series.

- Oregon State pitchers posted an incredible 2.57 earned run average through the postseason. Opponents hit just .210 against them and collected only 83 hits in 112 innings.

- Oregon State returned to Parker Plaza on the OSU campus after returning from Omaha and celebrated the second title in front of an estimated crowd of 6,000.

- Fifteen players on the championship squad would end up being drafted by Major League clubs at some point during their tenure at Oregon State. Two more ended up signing contracts as undrafted free agents.

- OSU finished the season with 49 victories, one off tying the school record.

2007 Roster

No.	Pitchers	Yr.	B-T	Ht.	Wt.	Hometown
32	Reed Brown	Jr.	R-R	6-4	210	Edmonds, Wash.
24	Brian Budrow	So.	R-R	6-3	220	Glendale, Ariz.
36	Bryn Card	Fr.	L-L	6-3	195	Klamath Falls, Ore.
30	Kyle Foster	Jr.	L-L	6-2	190	Castle Rock, Wash.
18	Mark Grbavac	So.	R-R	6-0	180	Portland, Ore.
	Chad Hegdahl	So.	L-L	6-2	180	Ashland, Ore.
4	Greg Keim	Sr.	R-R	5-11	175	Ontario, Ore.
2	Blake Keitzman	Fr.	L-L	5-11	170	Roseburg, Ore.
38	Josh Keller	So.	R-R	6-4	240	Portland, Ore.
44	Eddie Kunz	Jr.	R-R	6-6	250	Portland, Ore.
17	Anton Maxwell	Sr.	L-L	5-9	185	Anchorage, AK
19	Jake McCormick	Sr.	R-R	6-3	220	Marysville, Calif.
	Chad Nading	Fr.	R-R	6-5	210	Anchorage, AK
26	Joe Paterson	Jr.	L-L	6-1	205	McMinnville, Ore.
	Tyrell Poggemeyer	Fr.	R-R	6-1	180	Lowell, Ore.
23	Jorge Reyes	Fr.	R-R	6-2	175	Warden, Wash.
	Kraig Sittton	Fr.	L-L	6-5	170	McMinnville, Ore.
31	Alex Sogard	Fr.	L-L	6-3	210	Phoenix, Ariz.
33	Mike Stutes	Jr.	R-R	6-1	185	Lake Oswego, Ore.
28	Daniel Turpen	Jr.	R-R	6-4	215	McMinnville, Ore.
No.	Catchers	Yr.	B-T	Ht.	Wt.	Hometown
12	Erik Ammon	Jr.	R-R	5-11	195	Salem, Ore.
11	Mitch Canham	Jr.	L-R	6-2	212	Lake Stevens, Wash.
27	Ryan Ortiz	Fr.	R-R	6-3	185	San Diego, Calif.
39	Dale Solomon	Fr.	R-R	5-11	220	Moreno Valley, CA
No.	Infielders	Yr.	B-T	Ht.	Wt.	Hometown
6	Darwin Barney	Jr.	R-R	5-10	173	Beaverton, Ore.
	Hunter Beaty	Fr.	S-R	6-0	155	Mercer Island, WA
14	Brett Casey	Fr.	S-R	6-1	180	Corvallis, Ore.
16	Jackson Evans	Fr.	R-L	6-1	170	Vancouver, Wash.
29	Drew George	Jr.	S-R	6-2	181	Lebanon, Ore.
34	Joey Lakowski	Fr.	L-R	6-2	195	Corvallis, Ore.
15	Lonnie Lechelt	Jr.	R-R	6-0	195	Kennewick, Wash.
37	Jordan Lennerton	Jr.	L-L	6-2	230	Langley, B.C.
8	Jason Ogata	So.	R-R	6-0	190	Portland, Ore.
	Joe Pratt	Fr.	R-R	6-0	190	Monmouth, Ore.
1	Joey Wong	Fr.	L-R	5-10	160	Salem, Ore.
No.	Outfielders	Yr.	B-T	Ht.	Wt.	Hometown
	Scott Berke	Fr.	R-R	5-11	180	Las Vegas, Nev.
20	Chris Hopkins	Jr.	R-R	5-11	170	Oakland, Calif.
22	Koa Kahalehoe	So.	L-L	5-9	185	Las Vegas, Nev.
3	Mike Lissman	Sr.	R-L	6-0	215	Ontario, Ore.
21	Scott Santschi	Sr.	L-R	6-0	190	Vancouver, Wash.
35	John Wallace	So.	L-R	6-0	205	Reno, Nev.
9	Braden Wells	Jr.	R-R	6-0	205	Glendale, Ariz.

Head Coach: Pat Casey

Associate Head Coach: Dan Spencer

Assistant Coach: Marty Lees

Assistant Coach: David Wong

Undergraduate Assistant Coach: Kurt Steele

Athletic Trainer: David Stricklin

Assistant Athletic Trainer: Keita Shimada

Managers: Peter Hughes, Brian Pecor

Administrative Assistants: Stephanie Kondos, Lexi Crawford

Head Groundskeeper: Al Kirk

Sports Information: Kip Carlson

Radio Broadcaster: Mike Parker





Charlottesville Regional

June 1 • Charlottesville, Va.

Oregon State	5
Rutgers	1

Oregon State 0 1 1 0 3 0 0 0 0 - 5 11 1
 Rutgers 1 0 0 0 0 0 0 0 0 - 1 7 1
 WP-Paterson, Joe (8-6)
 SV-Turpen, Daniel (1)
 LP-Healing, Steve (10-4)
 T-2:23 A-2097

June 2 • Charlottesville, Va.

Virginia	7
Oregon State	4

13 Innings
 Virginia 1 0 0 0 1 0 1 0 0 1 0 0 3 - 7 11 0
 Oregon State 2 0 0 0 1 0 0 0 1 0 0 0 - 4 10 2
 WP-Lambert, Casey (3-2)
 LP-Kunz, Eddie (2-1)
 T-4:53 A-3212
 HR OSU - Barney, Darwin

June 4 • Charlottesville, Va.

Rutgers	2
Oregon State	5

Rutgers 0 0 0 0 1 1 0 0 0 - 2 7 3
 Oregon State 1 0 0 2 0 1 1 0 X - 5 11 4
 WP-Reyes, Jorge (5-3)
 SV-Turpen, Daniel (2)
 LP-Giannini, Matt (5-5)
 T-2:55 A-1984
 HR OSU - Lechelt, Lonnie
 HR RUT - Meade, Frank

June 4 • Charlottesville, Va.

Oregon State	5
Virginia	3

Oregon State 0 0 0 0 0 1 0 3 1 - 5 11 1
 Virginia 0 0 0 0 3 0 0 0 0 - 3 5 4
 WP-Paterson, Joe (9-6)
 LP-Schwimer, Michael (3-1)
 T-3:08 A-3212
 HR OSU - Hopkins, Chris; Lennerton, Jordan

June 5 • Charlottesville, Va.

Virginia	3
Oregon State	7

Virginia 0 3 0 0 0 0 0 0 0 - 3 7 1
 Oregon State 2 3 0 0 0 2 0 0 X - 7 12 1
 WP-Kunz, Eddie (3-1)
 SV-Paterson, Joe (1)
 LP-Lambert, Casey (3-3)
 T-3:04 A-2389
 HR OSU - Lechelt, Lonnie

Corvallis Super Regional

June 10 • Corvallis, Ore.

Oregon State	1
Michigan	0

Oregon State 0 0 0 0 0 0 0 0 1 - 1 1 0
 Michigan 0 0 0 0 0 0 0 0 0 - 0 4 0
 WP-Paterson, Joe (10-6)
 SV-Kunz, Eddie (11)
 LP-Putnam, Zach (8-5)
 T-2:32 A-3284

2007 Postseason Statistics

Player	AVG	G/GS	AB	R	H	RBI	2B	3B	HR	BB	SO	SB-ATT	SLG	OBA
Santschi, Scott	.417	9/8	24	4	10	7	2	0	1	7	2	0-0	.625	.548
Wallace, John	.364	9/6	22	6	8	6	1	2	0	3	8	2-2	.591	.423
Barney, Darwin	.347	12/12	49	10	17	11	2	0	2	7	4	3-3	.510	.431
Wong, Joey	.340	12/12	47	8	16	7	2	0	0	4	11	0-0	.383	.415
Ogata, Jason	.308	9/6	26	0	8	7	0	0	0	2	7	1-1	.308	.345
Hopkins, Chris	.294	12/12	51	14	15	4	3	0	1	6	6	4-5	.412	.390
Lissman, Mike	.279	12/12	43	9	12	8	1	0	2	10	7	2-2	.442	.426
Wells, Braden	.263	12/4	19	4	5	0	0	0	0	1	7	2-3	.263	.333
Lechelt, Lonnie	.256	12/12	43	7	11	3	4	1	2	2	17	3-3	.535	.304
Canham, Mitch	.250	12/11	48	4	12	6	0	0	1	4	12	1-1	.313	.339
Lennerton, Jordan	.244	12/12	45	11	11	6	1	0	4	6	14	0-0	.533	.333
Ammon, Erik	.000	2/1	1	0	0	0	0	0	0	1	0	0-0	.000	.500
Kahalehoe, Koa	.000	5/0	1	0	0	0	0	0	0	0	0	0-0	.000	.000
Ortiz, Ryan	.000	1/0	0	0	0	0	0	0	0	0	0	0-0	.000	1.000
Totals	.298	12/12	419	77	125	65	16	3	13	53	95	18-20	.444	.389

Pitcher	ERA	W-L	SV	G/GS	CG	SH	IP	H	R	ER	BB	SO	AVG	HR
Grbavac, Mark	0.00	0-0	0	4/0	0	0	3.1	3	0	0	3	4	.250	0
Maxwell, Anton	0.00	0-0	0	2/0	0	0	0.2	0	0	0	1	0	.000	0
Keim, Greg	0.00	0-0	0	1/0	0	0	0.2	1	0	0	0	1	.333	0
Paterson, Joe	1.11	3-0	2	9/1	0	0	24.1	16	4	3	2	20	.190	1
Turpen, Daniel	1.96	1-0	2	4/2	0	0	18.1	12	4	4	6	14	.188	0
Reyes, Jorge	2.13	3-0	0	4/4	0	0	25.1	20	6	6	7	11	.220	2
Kunz, Eddie	3.24	1-1	2	5/0	0	0	8.1	7	4	3	3	3	.241	0
Stutes, Mike	4.50	3-0	0	5/5	0	0	30.0	22	15	15	17	28	.202	3
Keitzman, Blake	9.00	0-0	0	2/0	0	0	1.0	3	1	1	0	1	.500	0
Totals	2.57	11-1	6	12/12	0	1	112.0	83	34	32	39	82	.210	6

June 11 • Corvallis, Ore.

Michigan	2
Oregon State	8

Michigan 0 0 0 0 0 1 0 0 1 - 2 4 0
 Oregon State 0 4 0 0 3 0 0 1 X - 8 8 0
 WP-Stutes, Mike (10-4)
 LP-Wilson, Mike (7-1)
 T-3:00 A-3178
 HR MICH - Rose, Eric 2

College World Series

June 16 • Omaha, Neb.

Oregon State	3
Cal-State Fullerton	2

Oregon State 1 1 0 0 0 0 1 0 0 - 3 7 1
 CSF Fullerton 0 0 1 0 0 0 0 1 0 - 2 6 1
 WP-Reyes, Jorge (6-3)
 SV-Kunz, Eddie (12)
 LP-Roemer, Wes (11-7)
 T-2:59 A-26559
 HR OSU - Lissman, Mike; Santschi, Scott
 HR CSUF - Mahin, Nick

June 18 • Omaha, Neb.

Arizona State	6
Oregon State	12

Arizona State 0 1 0 0 0 0 4 0 1 - 6 7 2
 Oregon State 2 4 1 1 3 0 0 X - 12 18 1
 WP-Stutes, Mike (11-4)
 LP-Flores, Brian (11-2)
 T-3:34 A-21692
 HR OSU - Lissman, Mike; Lennerton, Jordan

June 20 • Omaha, Neb.

UC-Irvine	1
Oregon State	7

UC-Irvine 0 0 0 1 0 0 0 0 0 - 1 5 1
 Oregon State 0 0 4 0 1 0 1 1 X - 7 11 0
 WP-Turpen, Daniel (10-1)
 LP-Bergman, Christian (0-4)
 T-2:59 A-29921
 HR OSU - Canham, Mitch

June 23 • Omaha, Neb.

North Carolina	4
Oregon State	11

North Carolina 0 0 0 2 0 1 1 0 - 4 12 2
 Oregon State 0 2 1 0 1 2 4 1 X - 11 12 2
 WP-Reyes, Jorge (7-3)
 SV-Paterson, Joe (2)
 LP-White, Alex (6-7)
 T-3:17 A-26887
 HR OSU - Lennerton, Jordan
 HR UNC - Johnson, Benji

June 24 • Omaha, Neb.

Oregon State	9
North Carolina	3

Oregon State 0 3 1 0 1 0 2 0 2 - 9 13 0
 North Carolina 0 1 0 1 0 0 0 0 - 3 9 2
 WP-Stutes, Mike (12-4)
 LP-Putkonen, Luke (8-2)
 T-3:29 A-25012
 HR OSU - Barney, Darwin; Lennerton, Jordan
 HR UNC - Ackley, Dustin



2006 National Champions OSU Wins Its First Title

Oregon State went to the 2006 College World Series in Omaha as veterans after the Beavers made their second all-time appearance at the CWS in 2005.

The Beavers returned a number of players who made the 2005 appearance, and who were bounced after two games. That left them hungry, knowing they wanted more. And in 2006, they did not disappoint as Oregon State went 6-2 over eight games in Omaha to claim its first national championship.

The Beavers dispatched of North Carolina in the national title series. Oregon State lost to the Tar Heels, 4-3, in the first game, and saw itself behind UNC, 5-0, after three-and-a-half innings, but the Beavers scored seven in the bottom of the fourth and forced a third game after an 11-7 victory. A North Carolina error in the eighth gave the Beavers a run, breaking a 2-2 tie in the deciding game, and ultimately, the victory.

That national championship victory made the Beavers the first NCAA title holder from the Pacific-10 Conference since USC in 1998.

- Oregon State became the first team from the Pacific Northwest to win the national title, and the first from the northern part of the country to win it in 40 years.

- The Beavers were the first team to ever face six elimination games at the College World Series. And OSU became the first national championship club to win despite losing two games in Omaha.

- Oregon State opened its trip in Omaha by losing to Miami, 11-1. By virtue of that loss, the Beavers became just the second team in the last 25 years to win the title after losing their first game.

- Right-handed starter Jonah Nickerson was named the Most Outstanding Player of the College World Series. He made three CWS appearances, throwing 21 2/3 innings, allowing just four runs (two earned), 12 hits and four walks. Nickerson struck out 19.

- Nickerson ended the postseason with a 4-0 record, winning at least one game in the NCAA Regional, NCAA Super Regional and College World Series. He threw 36 2/3 innings over five games and allowed just 20 hits to go along with 34 strikeouts and a 1.23 ERA.

- Nickerson paced the Oregon State pitching staff, which saw eight pitchers contribute in the postseason run. Only one pitcher had an ERA above 5.00, and the team combined to limit opponents to a .219 batting average.

- Offensively, the Beavers finished with a .302 average as a team through 13 postseason games. Tyler Graham paced the way for the Beavers with a .426 batting average while Bill Rowe was close behind with a .419 mark. His 18 runs batted in led the team.

- Oregon State opened the postseason by hosting an NCAA Regional and the Beavers outscored their opponents - Wright State, Kansas and Hawaii - by a combined 28-9 mark. Oregon State never trailed during regional play.

- The Beavers defeated Stanford, 4-3, to open Super Regional play at Goss in the next round, then shut out the Cardinal, 15-0, in the second game to advance to Omaha. The 15-run win marked the second-biggest in the school's postseason history and was just the second shutout ever thrown, at the time, by OSU pitchers in NCAA play.

- Oregon State advanced to the postseason by winning the Pac-10 title and was named a No. 1 seed at its own regional.

- The Beavers ended the 2006 season with 50 victories, a school-record. It eclipsed the previous record of 46 set in 2005.

2006 Roster

No.	Pitchers	Yr.	B-T	Ht.	Wt.	Hometown
42	Bret Bochsler	Fr.	L-L	6-1	170	Redmond, Wash.
32	Reed Brown	So.	R-R	6-4	210	Edmonds, Wash.
2	Dallas Buck	Jr.	R-R	6-3	210	Newberg, Ore.
24	Brian Budrow	Fr.	R-R	6-4	215	Glendale, Ariz.
46	Bryn Card	Fr.	L-L	6-3	175	Klamath Falls, Ore.
18	Mark Grbavac	Fr.	R-R	6-0	180	Portland, Ore.
6	Kevin Gunderson Jr.	R-L	5-10	165		Portland, Ore.
4	Greg Keim	Jr.	R-R	5-11	175	Ontario, Ore.
36	Jon Koller	Sr.	R-R	6-6	230	Carlsbad, Calif.
44	Eddie Kunz	So.	R-R	6-5	250	Portland, Ore.
17	Anton Maxwell	Jr.	L-L	5-9	180	Anchorage, Alas.
34	Jonah Nickerson Jr.	R-R	6-1	195		Oregon City, Ore.
26	Joe Paterson	So.	L-L	6-1	195	McMinnville, Ore.
31	Alex Sogard	Fr.	L-L	6-3	200	Phoenix, Ariz.
33	Mike Stutes	So.	R-R	6-1	185	Lake Oswego, Ore.
27	Rob Summers	Fr.	R-R	6-0	188	Beaverton, Ore.
28	Daniel Turpen	So.	R-R	6-4	215	McMinnville, Ore.
No.	Catchers	Yr.	B-T	Ht.	Wt.	Hometown
12	Erik Ammon	So.	R-R	5-11	195	Salem, Ore.
11	Mitch Canham	So.	L-R	6-2	212	Lake Stevens, Wash.
1	Casey Priseman	So.	R-R	6-1	195	Woodinville, Wash.
39	Dale Solomon	Fr.	R-R	5-11	205	Moreno Valley, Calif.
No.	Infielders	Yr.	B-T	Ht.	Wt.	Hometown
10	Darwin Barney	So.	R-R	5-10	175	Beaverton, Ore.
30	Brett Casey	Fr.	S-R	6-0	170	Corvallis, Ore.
16	Cory Ellis	Fr.	R-R	5-7	160	Portland, Ore.
14	Ryan Gipson	Sr.	R-R	5-11	182	Central Point, Ore.
3	Chris Kunda	Sr.	R-R	6-0	175	Philomath, Ore.
15	Lonnie Lechelt	So.	R-R	6-0	193	Kennewick, Wash.
29	Shea McFeely	Sr.	R-R	6-1	210	Federal Way, Wash.
41	Sean Rockey	Fr.	R-R	6-0	180	Sammamish, Wash.
38	Bill Rowe	Fr.	L-L	6-3	230	Ashland, Ore.
No.	Outfielders	Yr.	B-T	Ht.	Wt.	Hometown
40	Derek Engelke	So.	L-L	5-10	175	Newberg, Ore.
9	Cole Gillespie	Jr.	R-R	6-1	200	West Linn, Ore.
21	Tyler Graham	Jr.	R-R	6-1	185	Great Falls, Mont.
22	Koa Kahalehoe	Fr.	L-L	5-10	195	Las Vegas, Nev.
45	Joey Lakowski	Fr.	L-R	6-2	195	Corvallis, Ore.
20	Greg Laybourn	Fr.	R-R	5-10	190	Portland, Ore.
8	Mike Lissman	Jr.	R-R	6-0	200	Ontario, Ore.
19	Jake McCormick Jr.	R-R	6-3	225		Marysville, Calif.
23	Scott Santschi Jr.	L-R	6-0	190		Vancouver, Wash.
37	Geoff Wagner	Sr.	L-L	6-2	215	Redmond, Ore.
35	John Wallace	Fr.	L-R	6-0	200	Reno, Nev.

Head Coach: Pat Casey

Associate Head Coach: Dan Spencer

Assistant Coach: Marty Lees

Volunteer Assistant Coach: David Wong

Director of Operations: Ron Northcutt

Athletic Trainers: David Stricklin, Travis Tims

Managers: Peter Hughes, Brian Pecor

Administrative Assistant: Stephanie Kondos

Academics: Ardell Bailey

Equipment: Tom Williams

Head Groundskeeper: Al Kirk

Sports Information: Kip Carlson

Video: Jeff Taylor

Radio Broadcaster: Mike Parker





Corvallis Regional

June 2 • Corvallis, Ore.

Wright State	3
Oregon State	5

Wright State 0 0 0 0 2 1 0 0 0 - 3 7 1
 Oregon State 1 0 0 2 0 0 0 2 X - 5 9 2
 WP-Kunz, Eddie (2-0)
 SV-Gunderson, Kevin (16)
 LP-Smith, Joe (3-1)
 T-2:39 A-2587
 HR OSU - Gillespie, Cole

June 3 • Corvallis, Ore.

Kansas	3
Oregon State	11

Kansas 0 0 0 0 1 0 0 2 0 - 3 4 1
 Oregon State 0 7 0 2 0 0 0 2 X - 11 11 1
 WP-Nickerson, Jonah (10-4)
 LP-Land, S. (5-7)
 T-2:34 A-2967
 HR OSU - Kunda, Chris 2
 HR KU - Simpson; Price, Ry.

June 4 • Corvallis, Ore.

Oregon State	12
Hawaii	3

Oregon State 1 0 3 0 1 0 3 4 0 - 12 13 1
 Hawaii 0 0 0 2 0 1 0 0 0 - 3 9 2
 WP-Stutes, Mike (7-2)
 LP-Daly, Matt (6-2)
 T-3:23 A-2783

Corvallis Super Regional

June 10 • Corvallis, Ore.

Stanford	3
Oregon State	4

Stanford 0 0 2 0 1 0 0 0 0 - 3 8 3
 Oregon State 1 0 2 0 0 0 1 0 X - 4 7 0
 WP-Buck, Dallas (12-2)
 SV-Gunderson, Kevin (17)
 LP-Reynolds, Greg (7-6)
 T-2:46 A-3173
 HR STAN - Rapaport, Jim

June 11 • Corvallis, Ore.

Oregon State	15
Stanford	0

Oregon State 4 0 0 6 0 2 0 2 1 - 15 19 0
 Stanford 0 0 0 0 0 0 0 0 0 - 0 5 1
 WP-Nickerson, Jonah (11-4)
 LP-Gallagher, Nolan (5-5)
 T-2:58 A-3194
 HR OSU - Santschi, Scott

College World Series

June 17 • Omaha, Neb.

Miami	11
Oregon State	1

Miami 2 3 0 0 2 0 0 4 0 - 11 11 0
 Oregon State 0 0 0 0 0 0 0 1 0 - 1 6 1
 WP-Maine, Scott (12-3)
 LP-Buck, Dallas (12-3)

2006 Postseason Statistics

Player	AVG	G/GS	AB	R	H	RBI	2B	3B	HR	BB	SO	SB-ATT	SLG	OBA
Graham, Tyler	.426	13/13	47	13	20	9	2	1	0	3	7	6-7	.511	.500
Rowe, Bill	.419	13/13	43	15	18	18	4	1	1	7	6	0-0	.628	.509
Gillespie, Cole	.388	13/13	49	14	19	7	5	2	2	7	10	1-1	.694	.500
Lissman, Mike	.313	6/5	16	2	5	2	1	0	0	1	2	2-2	.375	.389
Wallace, John	.293	11/11	41	7	12	4	0	0	0	3	13	2-2	.293	.356
Canham, Mitch	.289	13/13	45	3	13	11	4	0	0	3	10	3-3	.378	.340
Barney, Darwin	.259	13/13	54	7	14	7	0	0	0	6	6	2-4	.259	.328
McFeely, Shea	.250	13/13	48	5	12	8	2	0	2	3	8	0-0	.417	.321
Kunda, Chris	.229	13/13	48	13	11	11	3	0	2	8	4	0-0	.417	.328
Gipson, Ryan	.200	3/2	5	2	1	1	1	0	0	2	1	0-0	.400	.429
Santschi, Scott	.154	10/8	26	4	4	2	1	0	1	7	8	0-0	.308	.333
Wagner, Geoff	.000	3/0	3	0	0	0	0	0	0	0	2	0-0	.000	.000
Ammon, Erik	.000	3/0	1	0	0	0	0	0	0	0	1	0-0	.000	.000
Kahalehoe, Koa	.000	3/0	1	0	0	0	0	0	0	0	0	0-0	.000	.000
Totals	.302	13/13	427	85	129	80	23	4	8	50	78	16-19	.431	.391

Pitcher	ERA	W-L	SV	G/GS	CG	SH	IP	H	R	ER	BB	SO	AVG	HR
Grbavac, Mark	0.00	0-0	0	1/0	0	0	0.1	1	0	0	0	0	.500	0
Turpen, Daniel	0.87	1-0	0	4/1	0	0	10.1	7	1	1	3	6	.206	0
Nickerson, Jonah	1.23	4-0	0	5/5	0	0	36.2	20	7	5	11	34	.155	3
Paterson, Joe	1.69	0-1	0	5/0	0	0	5.1	2	1	1	3	1	.111	0
Gunderson, Kevin	1.88	1-0	5	8/0	0	0	14.1	8	3	3	2	6	.160	1
Stutes, Mike	4.80	2-0	0	3/3	0	0	15.0	19	8	8	4	10	.306	1
Kunz, Eddie	4.91	1-0	0	7/0	0	0	7.1	6	4	4	3	3	.222	0
Buck, Dallas	5.40	2-1	0	5/4	0	0	26.2	31	16	16	11	22	.290	2
Totals	2.95	11-2	5	13/13	0	0	116.0	94	40	38	37	82	.219	7

T-2:42 A-25417
 HR UM - Raben, Dennis

June 19 • Omaha, Neb.

Oregon State	5
Georgia	3

Oregon State 0 1 1 2 0 0 0 1 0 - 5 12 2
 Georgia 0 0 1 0 1 0 0 1 0 - 3 7 1
 WP-Nickerson, Jonah (12-4)
 SV-Gunderson, Kevin (18)
 LP-Westphal, Mickey (7-3)
 T-2:45 A-17135
 HR UG - Wyatt, Jonathan

June 20 • Omaha, Neb.

Oregon State	8
Miami	1

Oregon State 1 0 4 1 1 0 0 0 1 - 8 13 0
 Miami 0 0 0 0 0 0 1 0 0 - 1 5 1
 WP-Stutes, Mike (8-2)
 LP-Gutierrez, Carlos (9-7)
 T-3:03 A-26241
 HR OSU - McFeely, Shea
 HR UM - Raben, Dennis

June 21 • Omaha, Neb.

Rice	0
Oregon State	5

Rice 0 0 0 0 0 0 0 0 0 - 0 5 0
 Oregon State 0 0 3 0 0 1 1 0 X - 5 7 0
 WP-Turpen, Daniel (3-0)
 LP-Crow, Craig (8-3)
 T-2:54 A-30335
 HR OSU - McFeely, Shea

June 22 • Omaha, Neb.

Oregon State	2
Rice	0

Oregon State 0 1 0 0 1 0 0 0 0 - 2 3 0
 Rice 0 0 0 0 0 0 0 0 0 - 0 2 0
 WP-Nickerson, Jonah (13-4)
 SV-Gunderson, Kevin (19)
 LP-Degerman, Eddie (13-2)
 T-2:29 A-19161

June 24 • Omaha, Neb.

Oregon State	3
North Carolina	4

Oregon State 0 0 1 0 0 2 0 0 0 - 3 9 0
 North Carolina 2 0 0 0 0 1 0 1 X - 4 10 1
 WP-Hovis, Jonathan (8-2)
 SV-Carnigan, Andrew (15)
 LP-Paterson, Joe (1-1)
 T-2:50 A-26808

June 25 • Omaha, Neb.

North Carolina	7
Oregon State	11

North Carolina 0 1 3 1 0 0 2 0 0 - 7 13 0
 Oregon State 0 0 0 7 0 4 0 0 X - 11 14 0
 WP-Gunderson, Kevin (3-2)
 LP-Danford, Matt (7-2)
 T-3:07 A-25046
 HR OSU - Rowe, Bill
 HR UNC - Federowicz, Tim

June 26 • Omaha, Neb.

North Carolina	2
Oregon State	3

North Carolina 0 0 0 2 0 0 0 0 - 2 8 4
 Oregon State 0 0 0 2 0 0 0 1 X - 3 6 1
 WP-Buck, Dallas (13-3)
 SV-Gunderson, Kevin (20)
 LP-Bard, Daniel (9-4)
 T-3:09 A-18565



2005 CWS Participants

Beavers Begin 3-Year Run

Oregon State began its magical three-year run to Omaha in 2005, a year that saw the club make many firsts. The Beavers went to the College World Series for the first time in more than 50 years, win the Pacific-10 Conference for the first time and advance to an NCAA Super Regional for the first time.

They did so with a cast of players with an overwhelming Pacific Northwest flavor, including Oregon born Dallas Buck, Kevin Gunderson, Jonah Nickerson, Jacoby Ellsbury and Darwin Barney, among others. Of the 29 players on the roster born in either Oregon or Washington, 13 ended their tenure at Oregon State being drafted by Major League clubs at least once.

The Beavers played their last game in Omaha on June 20, which, at the time, was the latest on the calendar an Oregon State season had ever extended.

- Oregon State went 0-2 in Omaha, but the World Series capped off a magnificent season for the Beavers. Oregon State won its first Pac-10 title by going 19-5 during the regular season. The 19 wins mark a conference record for the Beavers, who won seven of their eight Pac-10 series.

- The Beavers won 46 games, a new single-season school record. It surpassed the previous record of 39 set in 1986.

- The Beavers lost consecutive games only twice; once during the regular season, to Stanford and Arizona, and then in Omaha to Tulane and Baylor.

- Oregon State won five of its six games leading up to the College World Series. The Beavers outscored St. John's and Ohio State, 34-7, in three games at the Corvallis Regional.

- The Beavers advanced to a Super Regional at Goss Stadium, and took 2-of-3 from USC, whom OSU had ended the Pac-10 regular season with. The Beavers advanced to the NCAA College World Series after scoring two runs in the seventh in the third game of the Super Regional.

- Oregon State lost both of its games in Omaha, but the team's pitching staff was stellar. The Beavers allowed just seven runs over two games at Rosenblatt Stadium.

- The Beavers batted .321 as a team through the eight postseason games, and were led by Andy Jenkins' .459 batting average, which stands as the single-best postseason for any Oregon State player.

- The team's pitching staff was anchored by Jonah Nickerson, who went 1-1 with a 2.11 earned run average. Nickerson ended his career with five postseason victories, four a year later, which ties Mike Stutes for most in an OSU career.

- The trip to the postseason was the first in 19 years for Oregon State, which had last appeared in an NCAA Regional in Stillwater, Okla., in 1986. At the time, the eight postseason games played in 2005 was a single-year record for the Beavers.

- Head coach Pat Casey won his first career postseason game on June 3 as the Beavers scored a run in both the eighth and ninth innings for a 4-3 come-from-behind victory over Ohio State.

- Oregon State defeated St. John's, 19-3, in the final game of the Corvallis Regional. The 16-run win still stands as the team's single-largest postseason victory.

- Jacoby Ellsbury, who in 2007 became the first former OSU player to win a MLB World Series, played in all eight games in the 2005 postseason and batted .351 with two doubles, a triple and five stolen bases.

- Thirteen players who played in the 2005 postseason won a title in 2006 with OSU.

2005 Roster

No.	Pitchers	Yr.	B-T	Ht.	Wt.	Hometown
32	Reed Brown	Fr.	R-R	6-4	195	Edmonds, Wash.
2	Dallas Buck	So.	R-R	6-2	190	Newberg, Ore.
38	A.J. Davidson	Jr.	S-L	6-3	200	Florence, Ore.
18	Nate Fogle	Jr.	R-R	6-3	220	Gresham, Ore.
6	Kevin Gunderson	So.	R-L	5-10	160	Portland, Ore.
16	Kevin Joslyn	Sr.	L-L	6-1	185	Spokane, Wash.
	Josh Keller	Fr.	R-R	6-4	230	Portland, Ore.
36	Jon Koller	Jr.	R-R	6-6	235	Carlsbad, Calif.
44	Eddie Kunz	Fr.	R-R	6-4	250	Portland, Ore.
17	Anton Maxwell	So.	L-L	5-9	175	Anchorage, Alas.
19	Jake McCormick	So.	R-R	6-2	220	Marysville, Calif.
34	Jonah Nickerson	So.	R-R	6-1	190	Oregon City, Ore.
4	Kurt Steele	Jr.	R-R	6-2	180	Corvallis, Ore.
27	Rob Summers	Fr.	R-R	6-0	185	Beaverton, Ore.
28	Daniel Turpen	Fr.	R-R	6-4	195	McMinnville, Ore.
No.	Catchers	Yr.	B-T	Ht.	Wt.	Hometown
11	Mitch Canham	So.	L-R	6-2	200	Lake Stevens, Wash.
35	Billy Munich	Jr.	S-R	6-1	225	El Macero, Calif.
20	Casey Priseman	Fr.	R-R	6-1	180	Woodinville, Wash.
No.	Infielders	Yr.	B-T	Ht.	Wt.	Hometown
10	Darwin Barney	Fr.	R-R	5-10	170	Beaverton, Ore.
30	Travis Carver	Fr.	L-R	6-3	235	McMinnville, Ore.
	Cory Ellis	Fr.	R-R	5-7	160	Portland, Ore.
14	Ryan Gipson	Jr.	R-R	5-11	180	Central Point, Ore.
8	Andy Jenkins	Sr.	R-R	6-0	200	Salem, Ore.
3	Chris Kunda	Jr.	R-R	6-0	175	Philomath, Ore.
15	Lonnie Lechelt	Fr.	R-R	6-0	190	Kennewick, Wash.
25	Joey Ledesma	Jr.	L-R	6-0	190	Tucson, Ariz.
29	Shea McFeely	Jr.	R-R	6-2	215	Federal Way, Wash.
31	Scott Nelson	Jr.	R-R	6-3	215	Eugene, Ore.
1	Todd Shelton	Jr.	R-R	5-10	185	Bakersfield, Calif.
No.	Outfielders	Yr.	B-T	Ht.	Wt.	Hometown
22	Danny Anderson	Sr.	R-R	6-4	200	Modesto, Calif.
24	Chris Campos	Sr.	L-L	6-1	208	Modesto, Calif.
	Nic Chapin	Jr.	L-L	5-11	185	Oregon City, Ore.
23	Jacoby Ellsbury	Jr.	L-L	6-1	190	Madras, Ore.
40	Joel Evans	Sr.	R-R	6-5	230	Redmond, Wash.
12	Rob Folsom	Fr.	R-R	5-9	180	Medford, Ore.
9	Cole Gillespie	So.	R-R	6-1	200	West Linn, Ore.
21	Tyler Graham	Jr.	R-R	6-0	180	Great Falls, Mont.
26	Mike Lissman	So.	R-L	6-0	195	Ontario, Ore.
37	Geoff Wagner	Jr.	L-L	6-2	215	Redmond, Ore.

Head Coach: Pat Casey

Associate Head Coach: Dan Spencer

Assistant Coach: Marty Lees

Volunteer Assistant Coach: Troy Schader

Athletic Trainer: Matt Toth

Assistant Athletic Trainers: Nathan Dufault, J.R. Tatum

Manager: Peter Hughes

Administrative Assistant: Jenny Siewell

Head Groundskeeper: Al Kirk

Sports Information: Kip Carlson

Radio Broadcaster: Mike Parker





Corvallis Regional

June 3 • Corvallis, Ore.

Ohio State	3
Oregon State	4

Ohio State 0 0 0 1 0 1 1 0 0 - 3 4 0
 Oregon State 0 2 0 0 0 0 0 1 1 - 4 9 2
 WP-Gunderson, Kevin (6-2)
 LP-Meister, Rory (8-2)
 T-2:23 A-2612
 HR OSU - Canham, Mitch; McFeely, Shea

June 4 • Corvallis, Ore.

Oregon State	11
St. John's	1

Oregon State 0 1 0 0 4 1 0 5 0 - 11 14 0
 St. John's 0 0 0 0 0 0 0 0 1 - 1 7 4
 WP-Nickerson, Jonah (9-1)
 LP-Wladky, Jim (7-3)
 T-2:54 A-2609

June 5 • Corvallis, Ore.

St. John's	3
Oregon State	19

St. John's 0 0 0 0 0 1 2 0 0 - 3 11 0
 Oregon State 0(13) 0 4 2 0 0 0 X -19 22 4
 WP-Maxwell, Anton (11-1)
 LP-Smith, Anthony (1-2)
 T-3:14 A-2532
 HR OSU - Anderson, Danny 2

Corvallis Super Regional

June 11 • Corvallis, Ore.

USC	4
Oregon State	10

USC 2 0 2 0 0 0 0 0 0 - 4 9 8
 Oregon State 1 0 0 2 0 2 0 5 X -10 7 0
 WP-Buck, Dallas (12-1)
 SV-Gunderson, Kevin (14)
 LP-Kennedy, Ian (12-3)
 T-3:44 A-3059
 HR OSU - Jenkins, Andy

June 12 • Corvallis, Ore.

Oregon State	8
USC	9

10 Innings

Oregon State 0 0 0 2 1 2 3 0 0 0 - 8 10 4
 USC 0 0 0 0 2 1 0 2 3 1 - 9 16 1
 WP-Koss, Paul (4-1)
 LP-Gunderson, Kevin (6-3)
 T-4:14 A-3068
 HR OSU - Anderson, Danny; Canham, Mitch; Gipson, Ryan
 HR USC - Clement, Jeff

2005 Postseason Statistics

Player	AVG	G/GS	AB	R	H	RBI	2B	3B	HR	BB	SO	SB-ATT	SLG	OBA
Jenkins, Andy	.459	8/8	37	9	17	13	2	2	2	0	0	0-0	.784	.475
Canham, Mitch	.353	8/8	34	10	12	9	3	0	2	3	6	1-1	.618	.421
Ellsbury, Jacoby	.351	8/8	37	11	13	6	2	1	0	6	7	5-5	.459	.442
Gipson, Ryan	.333	8/8	24	4	8	7	2	0	1	2	4	2-2	.542	.393
Campos, Chris	.333	5/1	6	1	2	0	0	0	0	2	0	0-0	.333	.500
Kunda, Chris	.333	7/0	3	0	1	2	0	0	0	1	0	0-0	.333	.500
Gillespie, Cole	.321	8/8	28	5	9	4	1	0	0	4	3	1-1	.357	.429
Lissman, Mike	.300	6/2	10	0	3	0	0	0	0	2	1	0-1	.300	.462
McFeely, Shea	.290	8/8	31	8	9	8	3	0	1	4	9	1-1	.484	.378
Anderson, Danny	.286	6/3	14	5	4	6	0	0	3	2	4	0-0	.929	.375
Barney, Darwin	.281	8/8	32	6	9	4	1	0	0	6	5	1-2	.313	.410
Graham, Tyler	.206	8/8	34	5	7	4	0	0	0	3	8	2-3	.206	.270
Wagner, Geoff	.000	3/1	3	1	0	0	0	0	0	1	1	0-0	.000	.250
Lechelt, Lonnie	.000	2/0	0	1	0	0	0	0	0	0	0	0-0	.000	.000
Priseman, Casey	.000	1/0	0	0	0	0	0	0	0	0	0	0-0	.000	.000
Totals	.321	8/8	293	66	94	62	14	3	9	36	48	13-16	.481	.406

Pitcher	ERA	W-L	SV	G/GS	CG	SH	IP	H	R	ER	BB	SO	AVG	HR
Joslyn, Kevin	0.00	0-0	0	1/0	0	0	1.0	1	0	0	0	2	.250	0
Nickerson, Jonah	2.11	1-1	0	3/3	1	0	21.1	21	6	5	2	18	.250	0
Gunderson, Kevin	2.61	1-2	1	5/0	0	0	10.1	10	5	3	2	11	.270	1
Buck, Dallas	2.86	1-0	1	4/3	0	0	22.0	18	10	7	13	9	.231	0
Maxwell, Anton	4.09	1-0	0	2/2	0	0	11.0	11	6	5	7	3	.244	1
Kunz, Eddie	4.50	1-0	0	4/0	0	0	4.0	4	2	2	3	6	.250	1
Fogle, Nate	16.88	0-0	0	3/0	0	0	2.2	6	6	5	1	2	.462	0
Totals	3.36	5-3	2	8/8	1	0	72.1	71	35	27	28	51	.256	3

June 13 • Corvallis, Ore.

USC	8
Oregon State	10

USC 0 0 3 0 0 4 0 1 0 - 8 6 1
 Oregon State 2 1 2 0 2 1 2 0 X -10 17 0
 WP-Kunz, Eddie (2-0)
 SV-Buck, Dallas (1)
 LP-Schlack, Ryan (0-2)
 T-4:00 A-2750
 HR OSU - Jenkins, Andy
 HR USC - Clement, Jeff

College World Series

June 18 • Omaha, Neb.

Oregon State	1
Tulane	3


Oregon State 1 0 0 0 0 0 0 0 0 - 1 6 0
 Tulane 0 0 0 0 0 0 2 1 X - 3 8 0
 WP-Owings, Micah (12-4)
 SV-Latham, Daniel (13)
 LP-Nickerson, Jonah (9-2)
 T-2:43 A-20345
 HR TUL - Southard, Nathan

June 20 • Omaha, Neb.


Baylor	4
Oregon State	3

10 Innings

Baylor 0 0 0 2 1 0 0 0 0 1 - 4 10 1
 Oregon State 0 2 0 0 1 0 0 0 0 0 - 3 9 2
 WP-Mandel, Jeff (4-0)
 LP-Gunderson, Kevin (6-4)
 T-3:50 A-13000



Above: Andy Jenkins. Below: Dallas Buck





1952 CWS Participants OSU Makes First CWS Trip

Oregon State made its first foray into an NCAA postseason in 1952, and the Beavers also advanced to the College World Series for the first time. Oregon State lost in two games in their inaugural trip to Omaha, but came away with a positive first experience at Omaha Stadium.

The Beavers opened the year by winning the Pacific Coast Conference title and then swept Fresno State in the Western Regional in Corvallis.

"The team of '52 was an exceptional collection of raw talent as I look back today," pitcher Alex Goedhard said years later. "I say raw talent because we had no specialty training. There were no coaches specializing in hitting, fielding, outfield or pitching. There were no physical training regimens for players targeting playing positions outside of daily routine practice. There was no or very little scouting of opposing teams and players."

- At the Western Regional, on June 7, the Beavers hosted Fresno State in front of a crowd of 4,600, the largest attendance figure to date at what is now Goss Stadium at Coleman Field.

- Oregon State began the season on a high note, winning its first seven games and nine of 10.

- The Beavers had just three losing streaks of two games, with the final one coming in Omaha. Oregon State did not lose consecutive games at home the entire season.

- The 27 victories posted by the Beavers in 1952 set a school single-season record. That record was not surpassed until the 1975 team won 28 games.

- Ralph Coleman was in the midst of his third stint with the team and had another 14 years before ending his illustrious career. Coleman's two victories in the postseason do not count toward his overall career record, but merely add to 561 victories, then a school record.

- Oregon State's appearance in Omaha was significant as it was only the sixth-ever College World Series held. The Beavers opened against Duke in just the second-ever meeting between the schools in any sport; the first was in the 1942 Rose Bowl.

- Oregon State used what is now an unusual mode of transportation to arrive in Omaha. The team traveled to Omaha by train on the Union Pacific streamliner City of Portland. The Beavers arrived just after 3 a.m. on a Wednesday.

- Oregon State was the fourth team of what is now known as the Pac-10 to advance to the College World Series. California, USC and Washington St. all advanced to Omaha before the Beavers' first trip in 1952.

- The games were played at what was then known as Omaha Stadium; it is now known as Rosenblatt Stadium. This marked the third year the CWS was held at Rosenblatt.

- Twenty-seven of the 34 players (79.4 percent) listed on the roster hailed from the state of Oregon.

- Oregon State won its first-ever Pacific Coast Conference Championship in 1952. The Beavers defeated USC in two games; winning game one, 12-10, and taking game two, 5-4, with both contests being played in Corvallis.

- Dwane Helbig became Oregon State's first All-American in 1952 when the American Baseball Coaches Association named him to the second team. He batted .418 with three home runs and 10 RBI in PCC Northern Division games.

- Bailey Brem and Jay Dean, who were both on the 1952 team, earned All-American honors in 1953 and 1954, respectively. Dean was an All-American in 1955 as well. He was OSU's first two-time All-American.

1952 Roster

No.	Pitchers	Yr.	B-T	Ht.	Wt.	Hometown
14	Bud Berg	Sr.	R-R	6-2	190	Portland, Ore.
	Ralph Coleman Jr.	Jr.	L-L	6-0	155	Corvallis, Ore.
13	Bailey Brem	Jr.	R-R	6-3	185	Portland, Ore.
16	Alex Goedhard	Sr.	R-R	6-2	175	Pasadena, Calif.
2	Don Hopp	Fr.	R-R	6-2	175	Oregon City
	Jim Nierman	So.	R-L	6-0	175	Hillsboro, Ore.
20	Norb Wellman	So.	R-R	6-4	205	Mt. Angel, Ore.
9	Don White	Sr.	R-L	6-1	160	Portland, Ore.
No.	CATCHERS	Yr.	B-T	Ht.	Wt.	Hometown
	Jack Smith	So.	R-R	5-10	180	Ontario, Ore.
11	Jack Stephenson	Fr.	R-R	5-11	172	Tigard, Ore.
19	John Thomas	Sr.	R-R	6-3	215	Newark, N.J.
	Bill Turner	Jr.	R-R	5-9	175	Portland, Ore.
No.	Infielders	Yr.	B-T	Ht.	Wt.	Hometown
	Jack Bowen	Fr.	R-R	5-10	172	Nyssa, Ore.
3	Bobby Buob	Fr.	R-R	5-8	158	Union, N.J.
17	Jay Dean	Fr.	R-L	6-5	210	Nampa, Ida.
	Mel Ediger	So.	R-R	6-0	175	Dallas, Ore.
5	Chuck Fisk	Fr.	R-R	6-0	170	Portland, Ore.
	Connie Holzgang	So.	R-R	5-11	160	Medford, Ore.
10	Cub Houck	Sr.	R-R	6-0	185	Salem, Ore.
4	Danny Johnston	Jr.	R-R	5-11	175	Whittier, Calif.
	Johnny Rearden	Sr.	R-R	5-11	160	Corvallis, Ore.
15	Jim Ruggles	Fr.	L-R	6-0	170	Portland, Ore.
	Doug Wray	Fr.	R-R	5-9	150	The Dalles, Ore.
	Jim Walker	So.	L-L	5-10	155	L-Beach, Calif.
No.	Outfielders	Yr.	B-T	Ht.	Wt.	Hometown
8	Pete Goodbrod	Sr.	L-R	5-10	160	Salem, Ore.
7	Dwane Helbig	So.	R-R	6-0	195	Portland, Ore.
	Jim Jenks	Jr.	R-R	6-0	168	Albany, Ore.
	Ralph Krafve	Sr.	L-R	6-2	185	Portland, Ore.
12	Ed Nelson	Sr.	R-R	5-10	165	Corvallis, Ore.
	Jack Pinion	So.	R-R	5-10	195	Reedsport, Ore.
18	Bud Shirlcliff	Jr.	R-R	6-3	200	M-Creek, Ore.
	Dick Wilson	Fr.	L-L	5-11	165	Nyssa, Ore.
	Jim Withrow	Fr.	R-R	5-10	160	Van Nuys, Calif.
	Bob Thoman	Jr.	R-R	6-4	175	Corvallis, Ore.

Head Coach: Ralph Coleman

Assistant Coach: Paul Valenti

Manager: Ken Boshears

COLLEGE WORLD SERIES

8 TOP
COLLEGE
TEAMS

The ROSE BOWL of COLLEGE BASEBALL

OMAHA STADIUM

June 12-13-14-15-16

Get Tickets Now at **RUSSELL SPORTS**, 1816 Farnam Street, Omaha



2014 NCAA Postseason • OSU Championship History

The 2014 NCAA Postseason will feature, as always, the nation's top 64 teams. Sixteen four-team regionals will be held May 30-June 2, followed by eight Super Regionals, featuring the top 16 teams remaining who advanced past the regionals. The 2014 College World Series will be played June 14-25 at TD Ameritrade Park Omaha.

The Pac-12 Conference holds the record with 27 World Series titles, followed by the Big 12 Conference at 10 and the Big Ten at six. A Pac-12 team has finished as national champions or runner-up in seven of the last 12 years. At least one Pac-12 player has been named to the All-College World Series team since 1997.

In 2006 and 2007, the then-Pac-10 had 11 players named to the All-CWS Team, and each one was an Oregon State Beaver. In 2006, Jonah Nickerson was named the Most Outstanding Player after the Beavers captured their first national title. In 2007, Jorge Reyes claimed the honor as OSU won its second straight title.

Oregon State is one of just six schools nationally to win back-to-back national titles, and one of three from the Pac-12. USC won five straight titles from 1970-74. Stanford won two straight from 1987-88, followed nearly 20 years later by the Beavers. Texas won consecutive titles from 1949-1950 and LSU became the fourth club to accomplish the feat, doing so in 1996 and 1997. South Carolina is the most recent, winning championships in 2010 and 2011.

2014 NCAA Postseason Schedule

May 30-June 2: NCAA Regionals (campus sites)

June 6-9: NCAA Super Regionals (campus sites)

June 14-25: NCAA College World Series (TD Ameritrade Park Omaha)

Note: Campus sites for the NCAA Regionals will be announced the day prior to the NCAA selection process. Super Regional sites will be announced the day after the regionals' completion.



Darwin Barney

Oregon State In The Postseason

All-Time Record: 48-29 (.618)

NCAA Regional Record: 27-17 (.605)

NCAA Super Regional Record: 8-4 (.667)

NCAA CWS Record: 13-8 (.619)

NCAA Appearances (14): 1952, 1962, 1963, 1983, 1985, 1986, 2005, 2006, 2007, 2009, 2010, 2011, 2012, 2013, 2014

Super Regional Appearances (5): 2005, 2006, 2007, 2011, 2013

College World Series Appearances (5):

1952, 2005, 2006, 2007, 2013

Head Coaches And The Postseason

Coach	Overall	Reg.	Super	CWS
Ralph Coleman	3-6	3-4	0-0	0-2
Jack Riley	2-6	2-6	0-0	0-0
Pat Casey	45-19	24-9	8-4	13-6

Postseason Superlatives

Most Runs: 19, vs. St. John's (6/5/05)

Most Runs Allowed: 17, vs. Stanford (5/24/85)

Fewest Runs: 0, vs. Stanford (5/27/83)

Fewest Runs Allowed: 0, 6 times

Win Streak: 10 games (6/4-6/24/07)

Most Wins (Pitcher): 5; Stutes, Nickerson


Largest Attendance (Reg.): 11,535 (6/2/12)

Largest Attendance (Super): 3,602 (6/9/13)

Largest Attendance (CWS): 30,335 (6/21/06)

All-Time Versus Opponents

Opponent	Overall	Reg.	Super	CWS
Arizona State	1-0	0-0	0-0	1-0
Arkansas	1-1	1-1	0-0	0-0
Baylor	0-1	0-0	0-0	0-1
Belmont	1-0	1-0	0-0	0-0
Cal-State Fullerton	1-0	0-0	0-0	1-0
Creighton	1-0	1-0	0-0	0-0
Duke	0-1	0-0	0-0	0-1
Florida	0-1	0-1	0-0	0-0
Florida Atlantic	1-1	1-1	0-0	0-0
Fresno State	2-0	2-0	0-0	0-0
Georgia	2-0	1-0	0-0	1-0
Hawaii	1-0	1-0	0-0	0-0
Indiana	1-0	0-0	0-0	1-0
Kansas	1-0	1-0	0-0	0-0
Kansas State	2-1	0-0	2-1	0-0
Louisiana-Monroe	1-0	1-0	0-0	0-0
Louisville	1-0	0-0	0-0	1-0
LSU	0-2	0-2	0-0	0-0
Miami (Fla.)	1-1	0-0	0-0	1-1
Michigan	2-0	0-0	2-0	0-0
Mississippi State	0-2	0-0	0-0	0-2
North Carolina	4-1	0-0	0-0	4-1
North Dakota State	1-0	1-0	0-0	0-0
Ohio State	1-0	1-0	0-0	0-0
Pepperdine	0-1	0-1	0-0	0-0
Rice	2-0	0-0	0-0	2-0
Richmond	1-0	1-0	0-0	0-0
Rutgers	2-0	2-0	0-0	0-0
Santa Clara	0-2	0-2	0-0	0-0
Stanford	2-3	0-3	2-0	0-0
St. John's	2-0	2-0	0-0	0-0
TCU	0-2	0-2	0-0	0-0
Texas	0-1	0-0	0-0	0-1
Texas A&M	3-0	3-0	0-0	0-0
Tulane	0-1	0-0	0-0	0-1
UALR	1-0	1-0	0-0	0-0
UC-Irvine	2-2	1-2	0-0	1-0
UC Santa Barbara	1-1	1-1	0-0	0-0
UNLV	1-0	1-0	0-0	0-0
USC	3-3	1-2	2-1	0-0
UTSA	1-0	1-0	0-0	0-0
Vanderbilt	0-2	0-0	0-2	0-0
Virginia	2-1	2-1	0-0	0-0
Wright State	1-0	1-0	0-0	0-0



Andy Peterson

2006 & 2007 NATIONAL CHAMPIONS

5 College World Series Appearances: 1952, 2005, 2006, 2007, 2013 | **5 NCAA Super Regional Appearances:** 2005, 2006, 2007, 2011, 2013

15 NCAA Regional Appearances: 1952, 1962, 1963, 1983, 1985, 1986, 2005, 2006, 2007, 2009, 2010, 2011, 2012, 2013, 2014



2014 OREGON STATE SEASON IN REVIEW

POSTSEASON RESULTS

TWITTER.COM/BEAVER_BASEBALL
 INSTAGRAM.COM/BEAVERBASEBALL
 FACEBOOK.COM/OREGONSTATEBASEBALL

1952

Western Regional • Corvallis, Ore.

Date	Result	Opponent	WP	LP	Att.
6/6/52	W, 2-1	Fresno State	White	Bolger	3,200
6/7/52	W, 8-4	Fresno State	Wellman	Bishop	4,600

College World Series • Omaha, Neb.

Date	Result	Opponent	WP	LP	Att.
6/12/52	L, 7-18	Duke	Lewis	Goedhard	
6/13/52	L, 1-10	Texas	Robertson	Wellman	

1962

Western Regional • Santa Clara, Calif.

Date	Result	Opponent	WP	LP	Att.
	L, 1-8	Santa Clara			
	L, 5-7	Santa Clara			

1963

Western Regional • Corvallis, Ore.

Date	Result	Opponent	WP	LP	Att.
	L, 5-6	USC			
	W, 8-6	USC			
	L, 5-7	USC			

1983

Western Regional • Stanford, Calif.

Date	Result	Opponent	WP	LP	Att.
5/27/83	L, 0-14	Stanford	Myers	Reece	2,350
5/28/83	L, 3-7	UC-Santa Barbara	Fulmer	Anderson	450

1985

Western Regional • Stanford, Calif.

Date	Result	Opponent	WP	LP	Att.
5/24/85	L, 3-17	Stanford	Ballard	Sipple	2,600
5/25/85	L, 1-6	Pepperdine	Dubar	Brundage	300

1986

Midwest Regional • Stillwater, Okla.

Date	Result	Opponent	WP	LP	Att.
5/22/86	L, 3-4	Arkansas	Peters	Brundage	1,400
5/23/86	W, 7-1	Richmond	Sipple	Richardson	1,332
5/24/86	W, 1-0	Arkansas	Hulstrom	Parker	1,307
5/24/86	L, 7-10	Stanford	Wassenaar	Lambert	1,516

All-Regional Team: David Brundage, OF

2005

Corvallis Regional • Corvallis, Ore.

Date	Result	Opponent	WP	LP	Att.
6/3/05	W, 4-3	Ohio State	Gunderson	Meister	2,612
6/4/05	W, 11-1	St. John's	Nickerson	Wladyka	2,609
6/5/05	W, 19-3	St. John's	Maxwell	Smith	2,532

All-Regional Team: Mitch Canham (Most Outstanding Player), C; Jonah Nickerson, RHP; Andy Jenkins, 1B; Shea McFeely, 3B; Tyler Graham, OF; Jacoby Ellsbury, OF; Cole Gillespie, OF

Corvallis Super Regional • Corvallis, Ore.

Date	Result	Opponent	WP	LP	Att.
6/11/05	W, 10-4	USC	Buck	Kennedy	3,059
6/12/05	L, 8-9	USC	Koss	Gunderson	3,068
6/13/05	W, 10-8	USC	Kunz	Schlack	2,752

College World Series • Omaha, Neb.

Date	Result	Opponent	WP	LP	Att.
6/18/05	L, 1-3	Tulane	Owings	Nickerson	20,345
6/20/05	L, 3-4	Baylor	Mandel	Gunderson	13,000

2006

Corvallis Regional • Corvallis, Ore.

Date	Result	Opponent	WP	LP	Att.
6/2/06	W, 5-3	Wright State	Kunz	Smith	2,587
6/3/06	W, 11-3	Kansas	Nickerson	Land	2,957
6/4/06	W, 12-3	Hawaii	Stutes	Daly	2,783

All-Regional Team: Chris Kunda (Most Outstanding Player), 2B; Jonah Nickerson, RHP; Darwin Barney, SS; Cole Gillespie, OF; Tyler Graham, OF

Corvallis Super Regional • Corvallis, Ore.

Date	Result	Opponent	WP	LP	Att.
6/10/06	W, 4-3	Stanford	Buck	Reynolds	3,173
6/11/06	W, 15-0	Stanford	Nickerson	Gallagher	3,194

College World Series • Omaha, Neb.

Date	Result	Opponent	WP	LP	Att.
6/17/06	L, 1-11	Miami	Maine	Buck	25,417
6/19/06	W, 5-3	Georgia	Nickerson	Westphal	17,135
6/20/06	W, 8-1	Miami	Stutes	Gutierrez	26,241
6/21/06	W, 5-0	Rice	Turpen	Crow	30,335
6/22/06	W, 2-0	Rice	Nickerson	Degerman	19,161
6/24/06	L, 3-4	North Carolina	Hovis	Paterson	26,808
6/25/06	W, 11-7	North Carolina	Gunderson	Danford	25,046
6/26/06	W, 3-2	North Carolina	Buck	Bard	18,565

All-CWS Team: Jonah Nickerson (Most Outstanding Player), RHP; Bill Rowe, 1B; Shea McFeely, 3B; Cole Gillespie, OF; Kevin Gunderson, LHP

2007

Charlottesville Regional • Charlottesville, Va.

Date	Result	Opponent	WP	LP	Att.
6/1/07	W, 5-1	Rutgers	Paterson	Healing	2,097
6/2/07	L, 4-7	Virginia	Lambert	Kunz	3,212
6/4/07	W, 5-2	Rutgers	Reyes	Giannini	1,984
6/4/07	W, 5-3	Virginia	Paterson	Schwimer	3,212
6/5/07	W, 7-3	Virginia	Kunz	Lambert	2,389

All-Regional Team: Joe Paterson (Most Outstanding Player), LHP; Jordan Lennerton, 1B; Joey Wong, 2B; Darwin Barney, SS; Lonnie Lechelt, 3B; Chris Hopkins, OF

Corvallis Super Regional • Corvallis, Ore.

Date	Result	Opponent	WP	LP	Att.
6/10/07	W, 1-0	Michigan	Paterson	Putnam	3,284
6/11/07	W, 8-2	Michigan	Stutes	Wilson	3,178

College World Series • Omaha, Neb.

Date	Result	Opponent	WP	LP	Att.
6/16/07	W, 3-2	CS-Fullerton	Reyes	Roemer	26,559
6/18/07	W, 12-6	Arizona State	Stutes	Flores	21,692
6/20/07	W, 7-1	UC-Irvine	Turpen	Bergman	29,921
6/23/07	W, 11-4	North Carolina	Reyes	White	26,887
6/24/07	W, 9-3	North Carolina	Stutes	Putkonen	25,012

All-CWS Team: Jorge Reyes (Most Outstanding Player), RHP; Darwin Barney, SS; Mitch Canham, C; Mike Lissman, DH; Scott Santschi, OF; Joey Wong, 2B

2009

Fort Worth Regional • Fort Worth, Texas

Date	Result	Opponent	WP	LP	Att.
5/29/09	W, 9-8	Texas A&M	Gaviglio	Raley	2,822
5/30/09	L, 1-13	TCU	Winkler	Waldron	3,269
5/31/09	W, 13-5	Texas A&M	Reyes	Ehlert	2,496
5/31/09	L, 4-5	TCU	Marshall	Rhoderick	3,191

All-Regional Team: Koa Kahalehoe, OF; Ryan Ortiz, C; Jorge Reyes, RHP; John Tommasini, 2B



2010

Gainesville Regional • Gainesville, Fla.

Date	Result	Opponent	WP	LP	Att.
6/4/10	W, 6-4	Florida Atlantic	Peavey	Gipson	1,117
6/5/10	L, 2-10	Florida	Panteliodis	Gaviglio	2,991
6/6/10	L, 7-11	Florida Atlantic	Adams	Waldron	1,340

All-Regional Team: Adalberto Santos, OF

2011

Corvallis Regional • Corvallis, Ore.

Date	Result	Opponent	WP	LP	Att.
6/3/11	W, 7-4	UALR	Schultz	Graziano	2,858
6/4/11	W, 5-1	Creighton	Gaviglio	Blach	3,103
6/5/11	W, 6-4	Georgia	Duke	Swegman	3,032

All-Regional Team: Sam Gaviglio (Most Outstanding Player), RHP;
 Andrew Susac, C; Parker Berberet, 1B; Carter Bell, 3B; Ryan Barnes, OF;
 Brian Stamps, OF; Garrett Nash, OF

Nashville Super Regional • Nashville, Tenn.

Date	Result	Opponent	WP	LP	Att.
6/10/11	L, 1-11	Vanderbilt	Gray	Gaviglio	3,349
6/11/11	L, 3-9	Vanderbilt	Clinard	Schultz	3,387

2012

Baton Rouge Regional • Baton Rouge, La.

Date	Result	Opponent	WP	LP	Att.
6/1/12	W, 2-1	Belmont	Bryant	Brookshire	10,041
6/2/12	L, 1-7	LSU	Gausman	Child	11,535
6/3/12	W, 11-2	La.-Monroe	Wetzler	Aulds	10,369
6/3/12	L, 5-6	LSU	Cotton	Davis	11,036

All-Regional Team: John Tommasini, 2B; Michael Conforto, OF; Ryan Barnes, OF; Joey Matthews, OF; Danny Hayes, DH

2013

Corvallis Regional • Corvallis, Ore.

Date	Result	Opponent	WP	LP	Att.
5/31/13	W, 5-4	UTSA	Engelbrekt	Sims	3,222
6/1/13	W, 3-2	UC Santa Barbara	Moore	Mahle	3,535
6/2/13	W, 6-1	Texas A&M	Wetzler	Jester	3,362

All-Regional Team: Dylan Davis (Most Outstanding Player), OF; Jake Rodriguez, C; Andy Peterson, 2B; Ryan Barnes, DH; Andrew Moore, RHP; Ben Wetzler, LHP

Corvallis Super Regional • Corvallis, Ore.

Date	Result	Opponent	WP	LP	Att.
6/8/13	L, 2-6	Kansas State	Matthys	Fry	3,574
6/9/13	W, 12-4	Kansas State	Moore	McFadden	3,602
6/10/13	W, 4-3	Kansas State	Wetzler	Matthys	3,564

College World Series • Omaha, Neb.

Date	Result	Opponent	WP	LP	Att.
6/15/13	L, 4-5	Mississippi St.	Mitchell	Boyd	24,473
6/17/13	W, 11-4	Louisville	Wetzler	Thompson	18,980
6/19/13	W, 1-0	Indiana	Boyd	Slegers	26,035
6/21/13	L, 1-4	Mississippi St.	Graveman	Moore	18,868

All-CWS Team: Michael Conforto, OF

2014

Corvallis Regional • Corvallis, Ore.

Date	Result	Opponent	WP	LP	Att.
5/30/14	W, 2-1	N. Dakota St.	Moore	Ernst	3,408
5/31/14	L, 2-14	UC Irvine	Surrey	Fry	3,422
6/1/14	W, 6-1	UNLV	Wetzler	Oakley	3,372
6/1/14	W, 4-0	UC Irvine	Schultz	Brock	3,386
6/2/14	L, 2-4	UC Irvine	Manarino	Thompson	3,435

All-Regional Team: Logan Ice, C; Jeff Hendrix, OF; Gavin Keyes, 1B; Scott Schultz, RHP

2006 & 2007 NATIONAL CHAMPIONS

5 College World Series Appearances: 1952, 2005, 2006, 2007, 2013 | **5 NCAA Super Regional Appearances:** 2005, 2006, 2007, 2011, 2013

15 NCAA Regional Appearances: 1952, 1962, 1963, 1983, 1985, 1986, 2005, 2006, 2007, 2009, 2010, 2011, 2012, 2013, 2014



2014 OREGON STATE SEASON IN REVIEW

POSTSEASON HONORS

TWITTER.COM/BEAVER_BASEBALL
 INSTAGRAM.COM/BEAVERBASEBALL
 FACEBOOK.COM/OREGONSTATEBASEBALL

All-Time Oregon State Postseason Honors

All-Regional Team (41)

Year	Player	Pos.	Location
1986	Dave Brundage	OF	Stillwater, Okla.
2005	Mitch Canham	C	Corvallis
2005	Jacoby Ellsbury	OF	Corvallis
2005	Cole Gillespie	OF	Corvallis
2005	Tyler Graham	OF	Corvallis
2005	Andy Jenkins	1B	Corvallis
2005	Shea McFeely	3B	Corvallis
2005	Jonah Nickerson	RHP	Corvallis
2006	Darwin Barney	SS	Corvallis
2006	Cole Gillespie	OF	Corvallis
2006	Tyler Graham	OF	Corvallis
2006	Chis Kunda	2B	Corvallis
2006	Jonah Nickerson	RHP	Corvallis
2007	Darwin Barney	SS	Charlottesville, Va.
2007	Chris Hopkins	OF	Charlottesville, Va.
2007	Lonnie Lechelt	3B	Charlottesville, Va.
2007	Jordan Lennerton	1B	Charlottesville, Va.
2007	Joe Paterson	LHP	Charlottesville, Va.
2007	Joey Wong	2B	Charlottesville, Va.
2009	Koa Kahalehoe	OF	Fort Worth, Texas
2009	Ryan Ortiz	C	Fort Worth, Texas
2009	Jorge Reyes	RHP	Fort Worth, Texas
2009	John Tommasini	2B	Fort Worth, Texas
2010	Adalberto Santos	OF	Gainesville, Fla.
2011	Ryan Barnes	OF	Corvallis
2011	Carter Bell	3B	Corvallis
2011	Parker Berberet	1B	Corvallis
2011	Sam Gaviglio	RHP	Corvallis
2011	Garrett Nash	OF	Corvallis
2011	Brian Stamps	OF	Corvallis
2011	Andrew Susac	C	Corvallis
2012	John Tommasini	2B	Baton Rouge
2012	Michael Conforto	OF	Baton Rouge
2012	Ryan Barnes	OF	Baton Rouge
2012	Joey Matthews	OF	Baton Rouge
2012	Danny Hayes	DH	Baton Rouge
2013	Jake Rodriguez	C	Corvallis
2013	Andy Peterson	2B	Corvallis
2013	Dylan Davis	OF	Corvallis
2013	Ryan Barnes	DH	Corvallis
2013	Andrew Moore	RHP	Corvallis
2013	Ben Wetzler	LHP	Corvallis
2014	Logan Ice	C	Corvallis
2014	Kavin Keyes	1B	Corvallis
2014	Jeff Hendrix	OF	Corvallis
2014	Scott Schultz	RHP	Corvallis

All-College World Series Team (12)

Year	Player	Pos.	Location (Omaha)
2006	Cole Gillespie	OF	Rosenblatt
2006	Kevin Gunderson	LHP	Rosenblatt
2006	Shea McFeely	3B	Rosenblatt
2006	Jonah Nickerson	RHP	Rosenblatt
2006	Bill Rowe	1B	Rosenblatt
2007	Darwin Barney	SS	Rosenblatt
2007	Mitch Canham	C	Rosenblatt
2007	Mike Lissman	OF	Rosenblatt
2007	Jorge Reyes	RHP	Rosenblatt
2007	Scott Santschi	OF	Rosenblatt
2007	Joey Wong	2B	Rosenblatt
2013	Michael Conforto	OF	TD Ameritrade Park

Most Outstanding Players (7)

Year	Player	Pos.	Location
2005	Mitch Canham	C	Corvallis Regional
2006	Chris Kunda	2B	Corvallis Regional
2006	Jonah Nickerson	RHP	Omaha CWS
2007	Joe Paterson	LHP	Charlottesville Regional
2007	Jorge Reyes	RHP	Omaha CWS
2011	Sam Gaviglio	RHP	Corvallis Regional
2013	Dylan Davis	OF	Corvallis Regional



Career Leaders

Minimum 25 at bats, 10 Innings Pitched

Offense

Batting Average	.459, Andy Jenkins (2005)
Games Played	33, Darwin Barney (2005-07)
	33, Mitch Canham (2005-07)
Games Started	33, Darwin Barney (2005-07)
At Bats	135, Darwin Barney (2005-07)
Runs Scored	33, Darwin Barney (2005-07)
Hits	40, Darwin Barney (2005-07)
Runs Batted In	26, Mitch Canham (2005-07)
Doubles	9, Michael Conforto (2012-14)
Triples	2, Andy Jenkins (2005)
	2, John Wallace (2005-06)
	2, Cole Gillespie (2005-06)
Home Runs	4, Jordan Lennerton (2007)
Walks	19, Darwin Barney (2005-07)
Strikeouts	28, Mitch Canham (2005-07)
Stolen Bases	8, Tyler Graham (2005-06)

Pitching

Earned Run Average	1.21, Joe Paterson (2006-07)
Wins	5, Jonah Nickerson (2005-06)
	5, Mike Stutes (2006-07)
	5, Ben Wetzler (2011-14)
Winning Percentage	1.000, Mike Stutes (2006-07)
	1.000, Ben Wetzler (2011-14)
Saves	6, Kevin Gunderson (2005-06)
Games Pitched	16, Eddie Kunz (2006-07)
Games Started	8, Jonah Nickerson (2005-06)
	8, Mike Stutes (2006-07)
Innings Pitched	58.0, Jonah Nickerson (2005-06)
Hits Allowed	49, Dallas Buck (2005-06)
Runs Allowed	26, Dallas Buck (2005-06)
Earned Runs Allowed	23, Dallas Buck (2005-06)
	23, Mike Stutes (2006-07)
Walks Allowed	24, Dallas Buck (2005-06)
Strikeouts	52, Jonah Nickerson (2005-06)

Individual Postseason Leaders

Minimum 15 at bats, 5 Innings Pitched

Offense

Batting Average	.529 (9-17), Koa Kahalehoe (2009)
	.529 (9-17), Kavin Keyes (2014)
Games Played	13, seven players (2006)
Games Started	13, seven players (2006)
At Bats	54, Darwin Barney (2006)
Runs Scored	15, Bill Rowe (2006)
Hits	20, Tyler Graham (2006)
Runs Batted In	18, Bill Rowe (2006)
Doubles	6, Michael Conforto (2013)
Triples	2, three times (2005, 2006, 2007)
Home Runs	4, Jordan Lennerton (2007)
Walks	10, Mike Lissman (2007)
Strikeouts	17, Lonnie Lechelt (2007)
Stolen Bases	6, Tyler Graham (2006)

Pitching

Earned Run Average	0.00, 4 times
Wins	4, Jonah Nickerson (2006)
Saves	5, Kevin Gunderson (2006)
Games Pitched	9, Joe Paterson (2007)
Games Started	5, Mike Stutes (2007), Jonah Nickerson (2006)
Innings Pitched	36.2, Jonah Nickerson (2006)
Hits Allowed	31, Dallas Buck (2006)
Runs Allowed	16, Dallas Buck (2006)
Earned Runs Allowed	16, Dallas Buck (2006)
Walks Allowed	17, Mike Stutes (2007)
Strikeouts	34, Jonah Nickerson (2006)

Team Game Superlatives

Offense

At Bats	46, vs. Virginia (6/2/07)
Runs Scored	19, vs. St. John's (6/5/05)
Hits	22, vs. St. John's (6/5/05)
Runs Batted In	19, vs. St. John's (6/5/05)
Doubles	5, vs. Kansas (6/3/06)
Triples	2, vs. Miami (6/17/06)
Home Runs	3, vs. USC (6/12/05)
Total Bases	33, vs. St. John's (6/5/05)
Walks	10, vs. Michigan (6/11/07)
Strikeouts	14, vs. LSU (6/3/12)
Stolen Bases	4, two times, last vs. Michigan (6/11/07)

Pitching

Innings Pitched	13.0, vs. Virginia (6/2/07)
Runs Allowed	17, vs. Stanford (5/24/85)
Earned Runs Allowed	17, vs. Stanford (5/24/85)
Walks Allowed	9, two times, last vs. Miami (6/17/06)
Strikeouts	15, vs. North Dakota State (5/30/14)
Hits Allowed	18, vs. Stanford (5/24/85)

Fielding

Putouts	39, vs. Virginia (6/2/07)
Assists	19, two times, last vs. TCU (5/30/09)
Errors	4, six times, last vs. LSU (6/3/12)
Passed Balls	2, four times, last vs. Virginia (6/2/07)
Double Plays Turned	3, vs. TCU (5/30/09)

Individual Game Superlatives

Offense

At Bats	6, 13 times, last by Ryan Ortiz vs. Texas A&M (5/31/09)
Runs Scored	4, Bill Rowe vs. Stanford (6/11/06)
Hits	5, three times, last vs. Koa Kahalehoe vs. Texas A&M (5/31/09)
Runs Batted In	6, Bill Rowe vs. Hawai'i (6/4/06)
Doubles	3, two times, last by Cole Gillespie vs. Kansas (6/3/06)
Triples	1, 18 times
Home Runs	2, three times, last by Chris Kunda vs. Kansas (6/3/06)
Total Bases	11, Andy Jenkins vs. USC (6/13/05)
Walks	2, 42 times
Strikeouts	3, 11 times
Stolen Bases	2, 2 times, last by A. Santos vs. Texas A&M (5/29/09)

Pitching

Innings Pitched	9.0, 11 times
	last by Scott Schultz vs. UC Irvine (6/1/14)
Runs Allowed	10, Sam Gaviglio vs. Vanderbilt (6/10/11)
Earned Runs Allowed	10, Sam Gaviglio vs. Vanderbilt (6/10/11)
Walks Allowed	7, two times
	last by Dave Brundage vs. Arkansas (5/22/86)
Strikeouts	14, Andrew Moore vs. North Dakota State (5/30/14)
Hits Allowed	10, two times,
	last by Jorge Reyes vs. Texas A&M (5/31/09)

Complete Games By Oregon State Pitchers

6/1/14	Scott Schultz vs. UC Irvine (Win)
6/1/14	Ben Wetzler vs. UNLV (Win)
6/19/13	Matt Boyd vs. Indiana (Win)
6/2/13	Ben Wetzler vs. Texas A&M (win)
6/4/11	Sam Gaviglio vs. Creighton (win)
5/31/09	Jorge Reyes vs. Texas A&M (win)
6/4/05	Jonah Nickerson vs. St. John's (win)
5/24/86	Bryce Hulstrom vs. Arkansas (win)
5/22/86	Dave Brundage vs. Arkansas (loss)
5/25/85	Dave Brundage vs. Pepperdine (loss)
5/28/83	Scott Anderson vs. UC Santa Barbara (loss)

* Statistical records date back to 1983 postseason